



US00D508019S

(12) **United States Design Patent**
Lamason et al.

(10) **Patent No.:** **US D508,019 S**

(45) **Date of Patent:** **** Aug. 2, 2005**

(54) **CHARGER FOR A TOOTHBRUSH**

(75) Inventors: **Simon Lamason**, Utrecht (NL); **Dan Greene**, Seattle, WA (US); **Friedrich Stoeffler**, Klagenfurt (AT)

(73) Assignee: **Koninklijke Philips Electronics, N.V.**, Eindhoven (NL)

(**) Term: **14 Years**

(21) Appl. No.: **29/204,559**

(22) Filed: **Apr. 30, 2004**

(51) **LOC (8) Cl.** **13-02**

(52) **U.S. Cl.** **D13/108**

(58) **Field of Search** D13/107-110,
D13/118, 184; D14/251, 253, 432, 434;
320/107-115

(56) **References Cited**

U.S. PATENT DOCUMENTS

D279,185 S * 6/1985 Felix et al. D14/251
D399,244 S * 10/1998 Coveley D18/12

D429,242 S * 8/2000 Sun D14/253
D475,346 S * 6/2003 McCurrach et al. D13/108
D501,191 S * 1/2005 Siebke D14/149
D501,205 S * 1/2005 Quinn D14/253
6,840,791 B2 * 1/2005 Hsiu 439/374

* cited by examiner

Primary Examiner—Alan P. Douglas
Assistant Examiner—Rosemary Tarcza

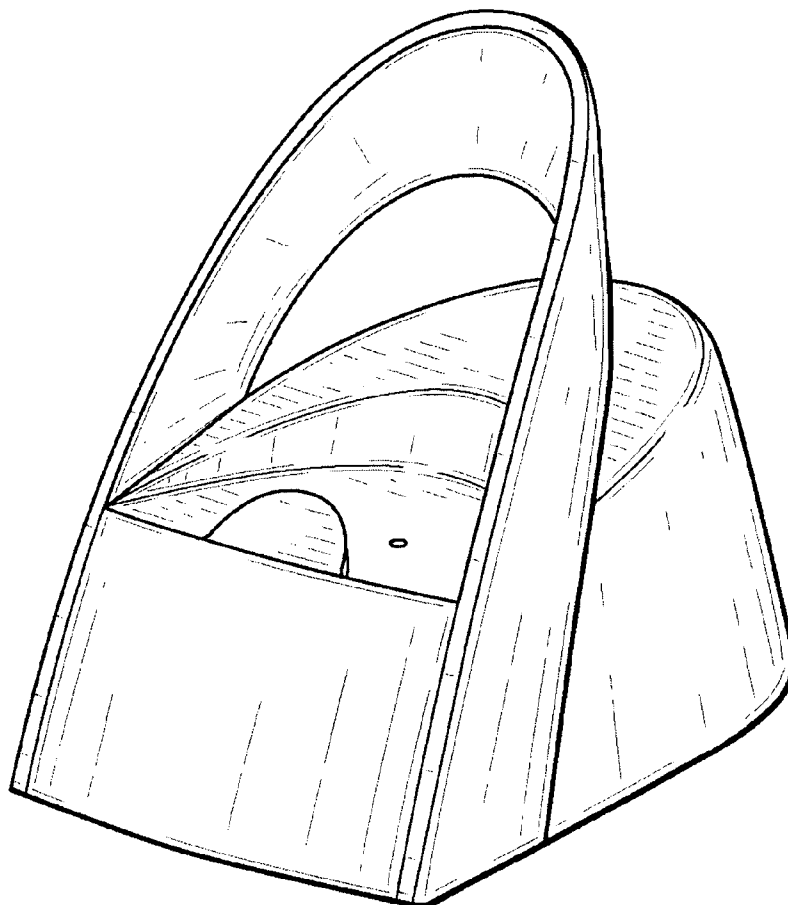
(57) **CLAIM**

The ornamental design for a charger for a toothbrush, as shown.

DESCRIPTION

FIG. 1 is a perspective view of an embodiment showing our design;
FIG. 2 is a front view thereof;
FIG. 3 is a rear view thereof;
FIG. 4 is a left view thereof;
FIG. 5 is a right view thereof;
FIG. 6 is a top view thereof; and,
FIG. 7 is a bottom view thereof.

1 Claim, 4 Drawing Sheets



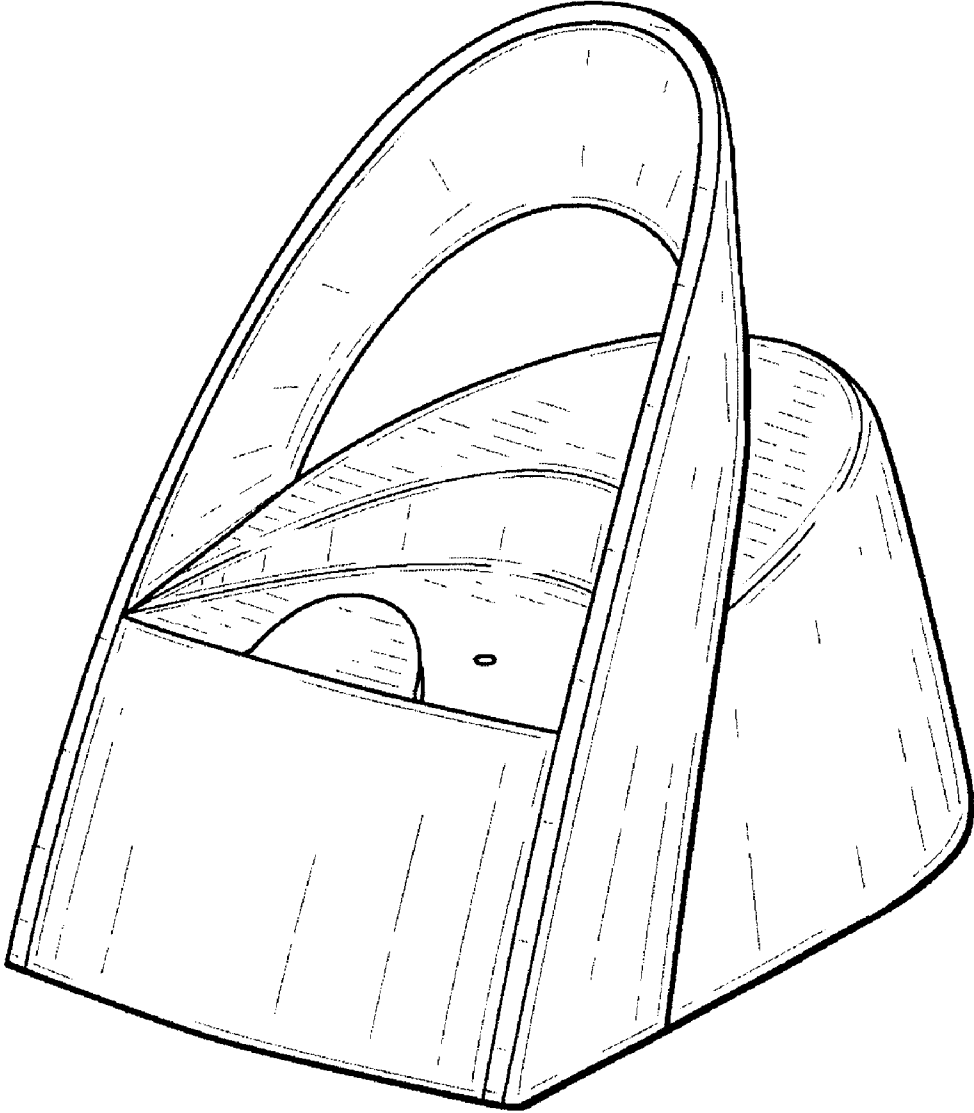


FIG. 1

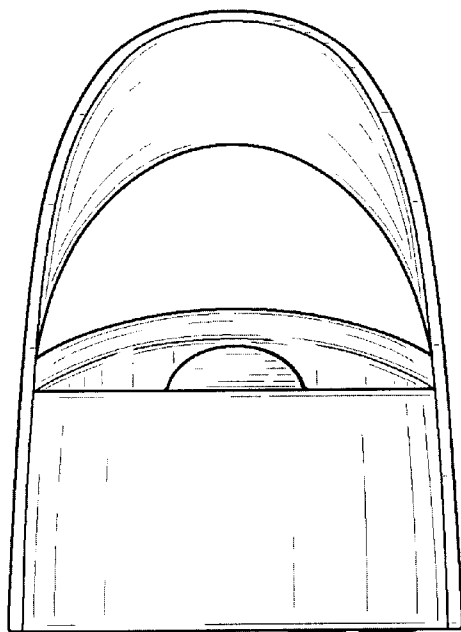


FIG. 2

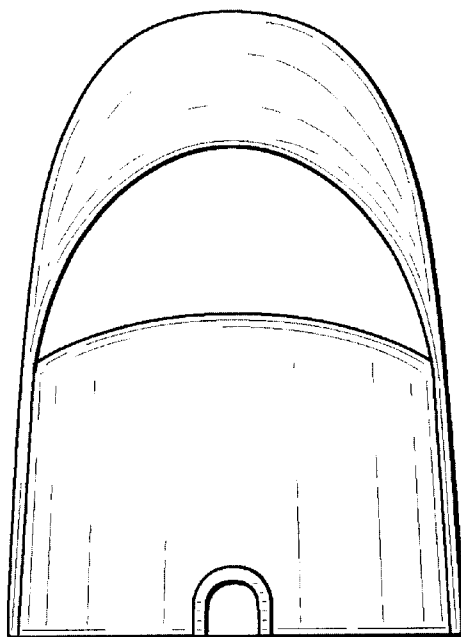


FIG. 3

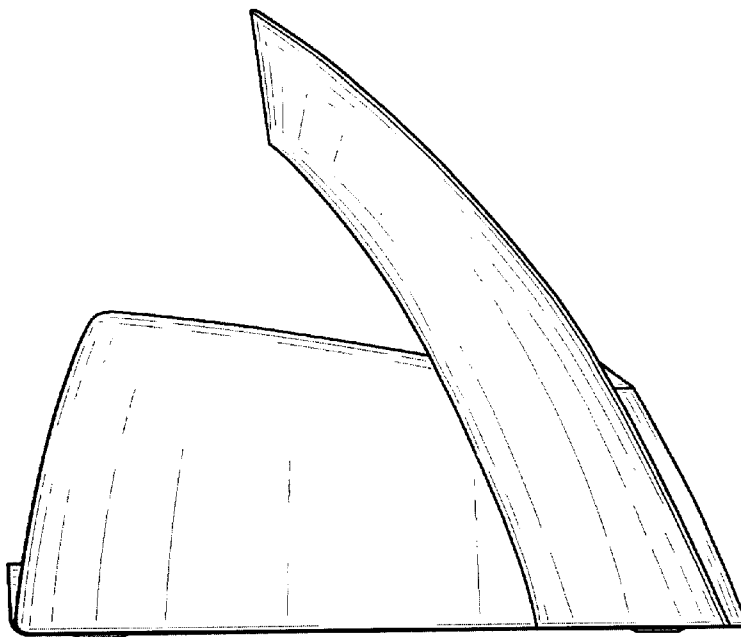


FIG. 4

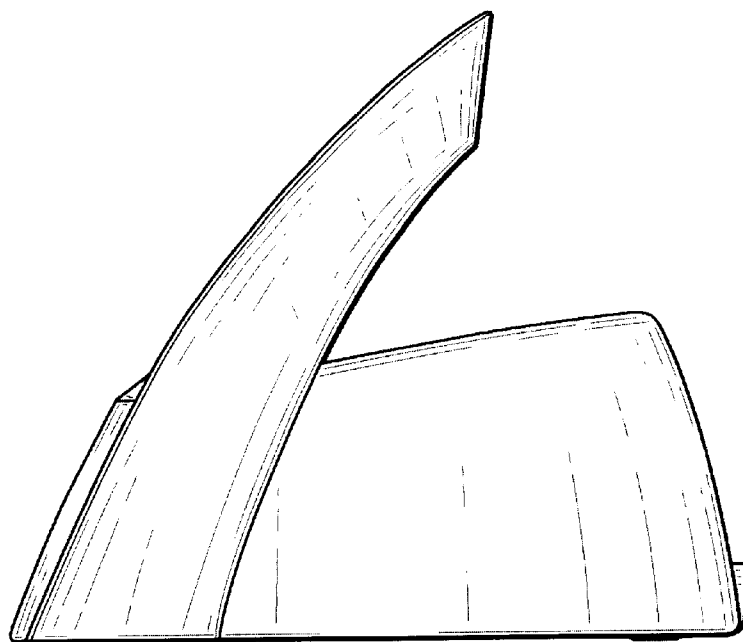


FIG. 5

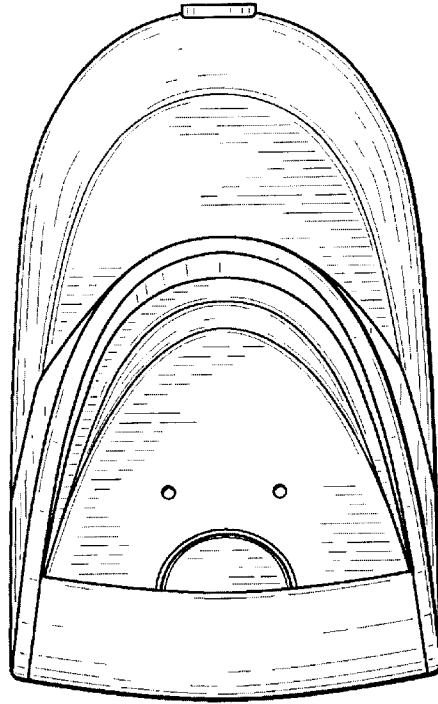


FIG. 6

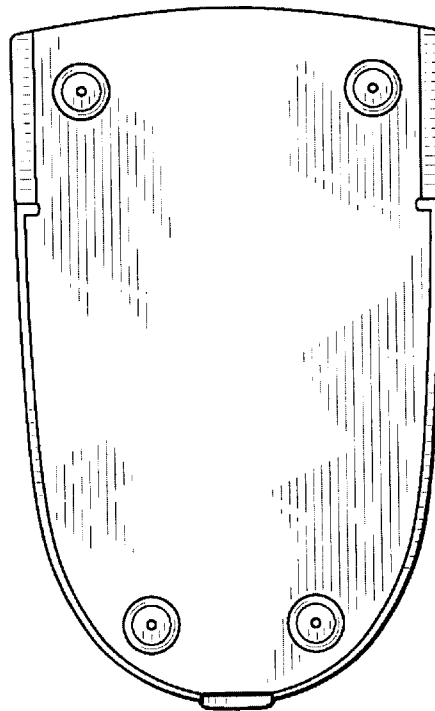


FIG. 7