



US00D736411S

(12) **United States Design Patent**
MacKenzie

(10) **Patent No.:** **US D736,411 S**

(45) **Date of Patent:** **** Aug. 11, 2015**

(54) **EDGING FOR MODULAR PLANTING SYSTEM**

(71) Applicant: **Hortech, Inc.**, Nunica, MI (US)

(72) Inventor: **David S. MacKenzie**, Nunica, MI (US)

(73) Assignee: **Hortech, Inc.**, Nunica, MI (US)

(**) Term: **14 Years**

(21) Appl. No.: **29/478,495**

(22) Filed: **Jan. 6, 2014**

(51) **LOC (10) Cl.** **25-01**

(52) **U.S. Cl.**
USPC **D25/119**

(58) **Field of Classification Search**
USPC D25/119, 199, 58, 61, 121, 136;
52/11-15, 459, 460, 464, 474, 716.1,
52/716.6, 716.8, 718.04, 717.06
CPC E04B 1/00; E04B 2/00; E04B 2/30;
E04B 2/94; F04C 2/26; E04C 2/38; E04H
5/00; E04H 5/08; E04H 17/00
See application file for complete search history.

(56) **References Cited**

U.S. PATENT DOCUMENTS

2,417,899	A	*	3/1947	Ashman	52/521
3,674,620	A	*	7/1972	McCarthy et al.	8/114
D227,980	S	*	7/1973	Crosskill	D25/69
3,834,104	A	*	9/1974	Dunn et al.	52/376
4,201,026	A	*	5/1980	Murphy	52/844
D270,287	S	*	8/1983	Smith	D25/119
5,360,121	A	*	11/1994	Sothman	211/87.01

D397,810	S	*	9/1998	Basset	D25/199
D425,215	S	*	5/2000	Ginzel	D25/119
6,643,990	B2	*	11/2003	Jensen	52/716.1
D621,961	S	*	8/2010	Gardner	D25/119
D668,352	S	*	10/2012	Field et al.	D25/61
D700,717	S	*	3/2014	Campacci	D25/119

OTHER PUBLICATIONS

Permaloc Corporation; pages from website as printed on Jun. 13, 2014.

Photos of Permaloc GeoEdge landscaping edging taken on or before Jan. 1, 2014.

* cited by examiner

Primary Examiner — Prabhakar Deshmukh

(74) *Attorney, Agent, or Firm* — Price Heneveld LLP

(57) **CLAIM**

I claim the ornamental design for an edging for modular planting system, as shown and described.

DESCRIPTION

FIG. 1 is a perspective view of an edging for modular planting system showing my new design;

FIG. 2 is a front elevational view thereof;

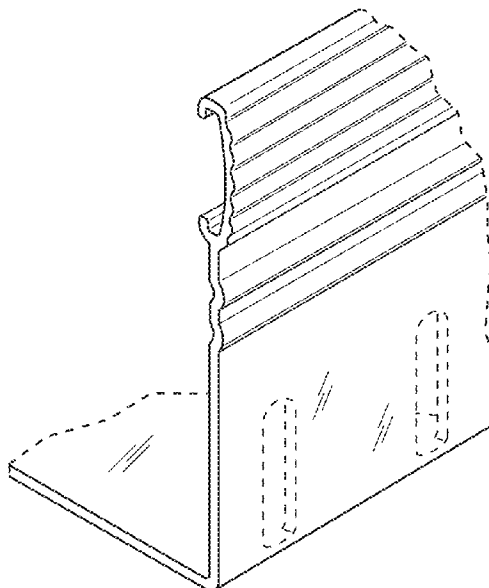
FIG. 3 is a rear elevational view thereof;

FIG. 4 is a left side elevational view thereof; and,

FIG. 5 is a top plan view thereof.

The broken lines are for illustrative purpose only. The claimed design is broken on one side to indicate indefinite length. None of the broken lines form part of the claimed design.

1 Claim, 2 Drawing Sheets



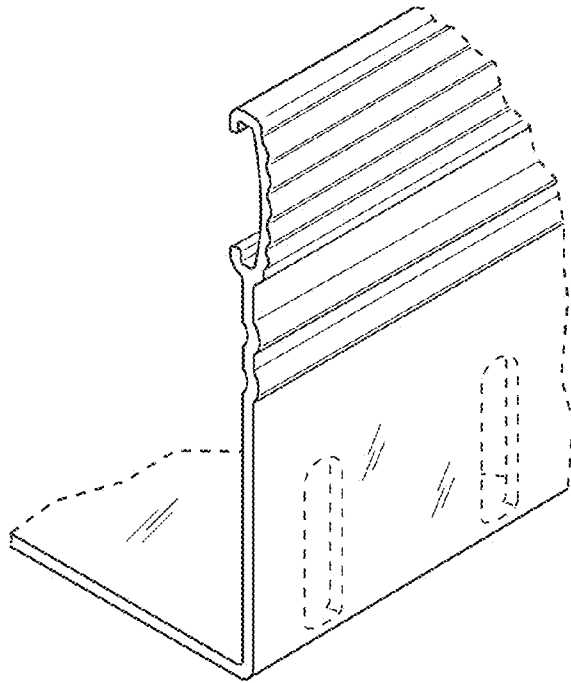


FIG. 1

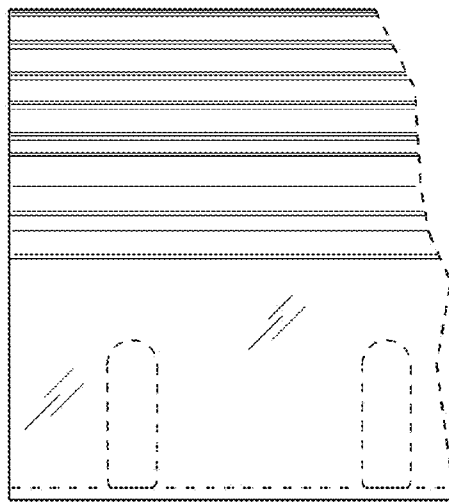


FIG. 2

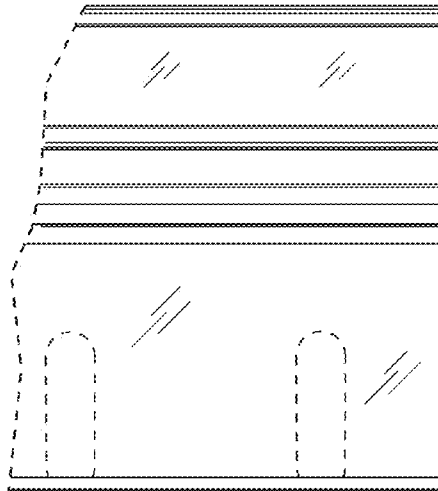


FIG. 3

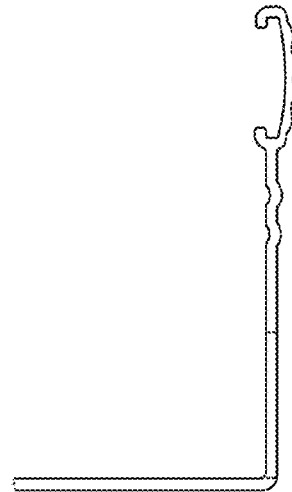


FIG. 4

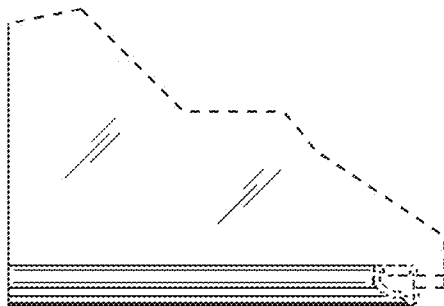


FIG. 5