



US00D412182S

# United States Patent [19] Miyazawa

[11] Patent Number: **Des. 412,182**  
[45] Date of Patent: **\*\* Jul. 20, 1999**

[54] **LASER BEAM PRINTER**

[75] Inventor: **Yoshihiro Miyazawa**, Tokyo, Japan

[73] Assignee: **Canon Kabushiki Kaisha**, Tokyo, Japan

[\*\*] Term: **14 Years**

[21] Appl. No.: **29/086,468**

[22] Filed: **Apr. 14, 1998**

### Related U.S. Application Data

### [30] Foreign Application Priority Data

Oct. 16, 1997 [JP] Japan ..... 9-71638

[51] **LOC (6) Cl.** ..... **14-02**

[52] **U.S. Cl.** ..... **D18/55**

[58] **Field of Search** ..... D18/4, 14, 50,  
D18/54-56; 400/613, 613.1-613.4, 691-694,  
690.1-690.4

### [56] References Cited

#### U.S. PATENT DOCUMENTS

D. 306,744 3/1990 Yomo ..... D18/55  
D. 322,274 12/1991 Tokuda et al. .... D18/54

D. 327,907 7/1992 Sawa ..... D18/54  
D. 337,609 7/1993 Fukuda ..... D18/55  
D. 338,033 8/1993 Yoshida et al. .... D18/55  
D. 343,414 1/1994 Tokuda et al. .... D18/55  
D. 348,078 6/1994 Stewart et al. .... D18/55  
D. 351,189 10/1994 Tamaguchi et al. .... D18/55  
D. 360,648 7/1995 Doffey et al. .... D18/55  
D. 391,288 2/1998 Miyamoto ..... D18/55  
D. 405,109 2/1999 Kenmoci et al. .... D18/54

*Primary Examiner*—Cathy Anne MacCormac  
*Attorney, Agent, or Firm*—Fitzpatrick, Cella, Harper & Scinto

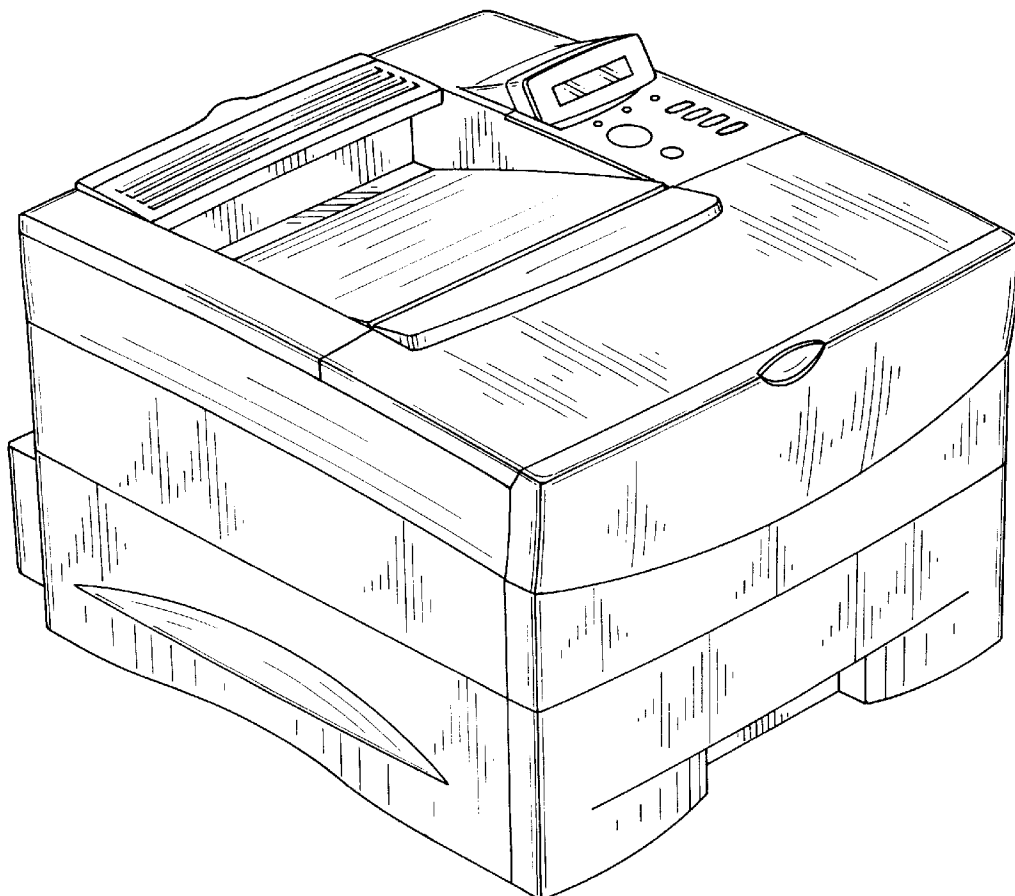
### [57] CLAIM

The ornamental design for a laser beam printer, as shown and described.

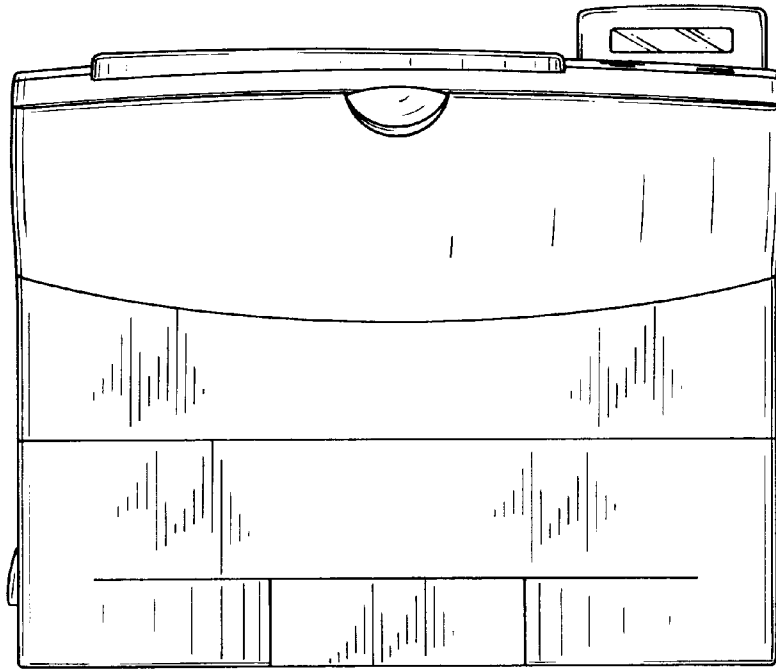
### DESCRIPTION

FIG. 1 is a front view of a laser beam printer showing my new design;  
FIG. 2 is a rear view thereof;  
FIG. 3 is a top plan view thereof;  
FIG. 4 is a bottom plan view thereof;  
FIG. 5 is a left side view thereof;  
FIG. 6 is a right side view thereof; and,  
FIG. 7 is a perspective view thereof.

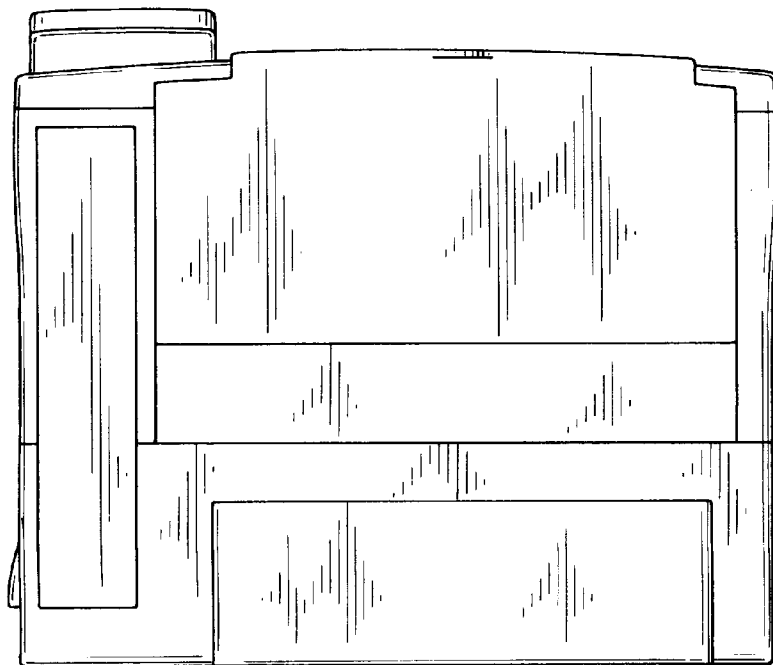
**1 Claim, 5 Drawing Sheets**




*FIG. 1*



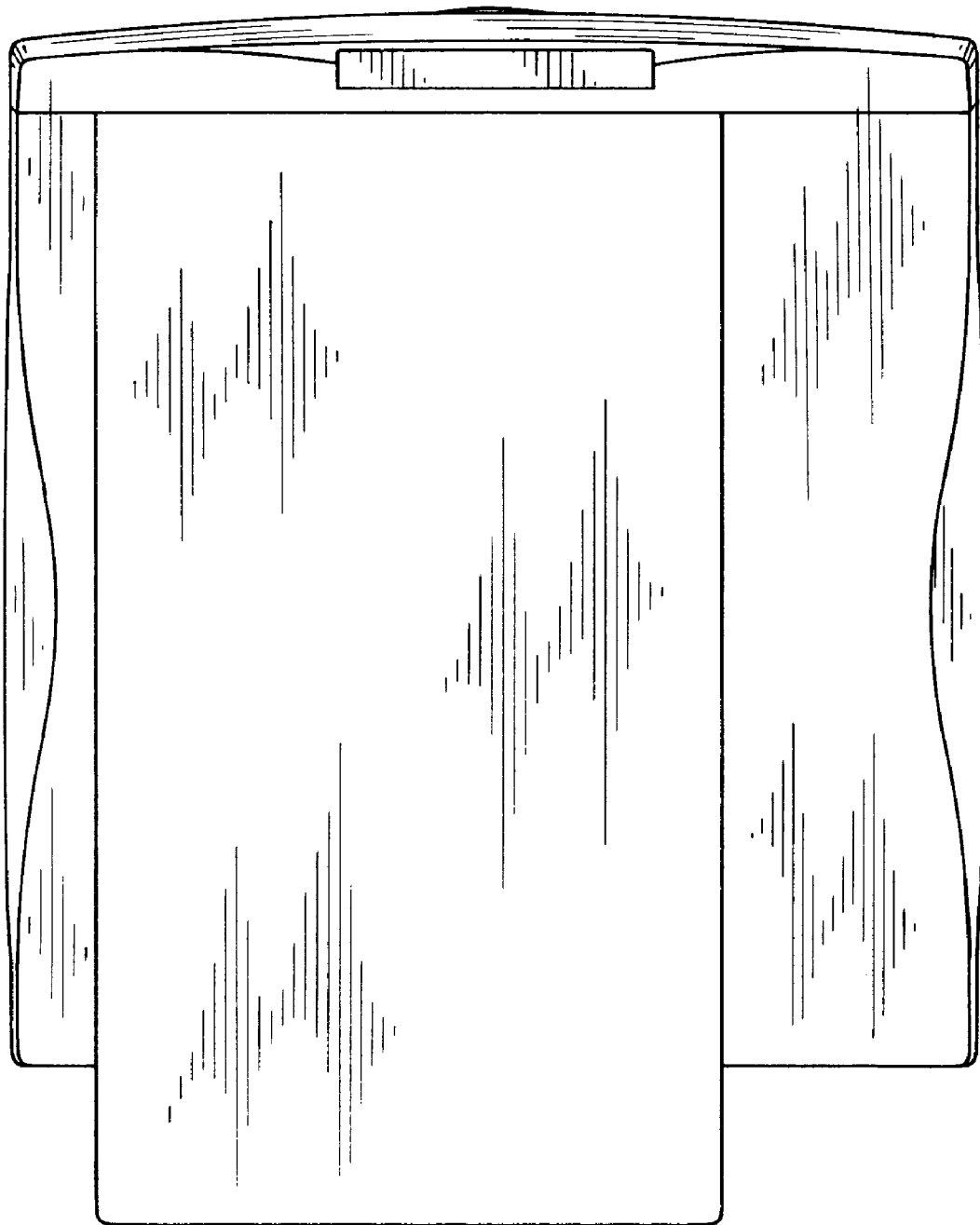
*FIG. 2*



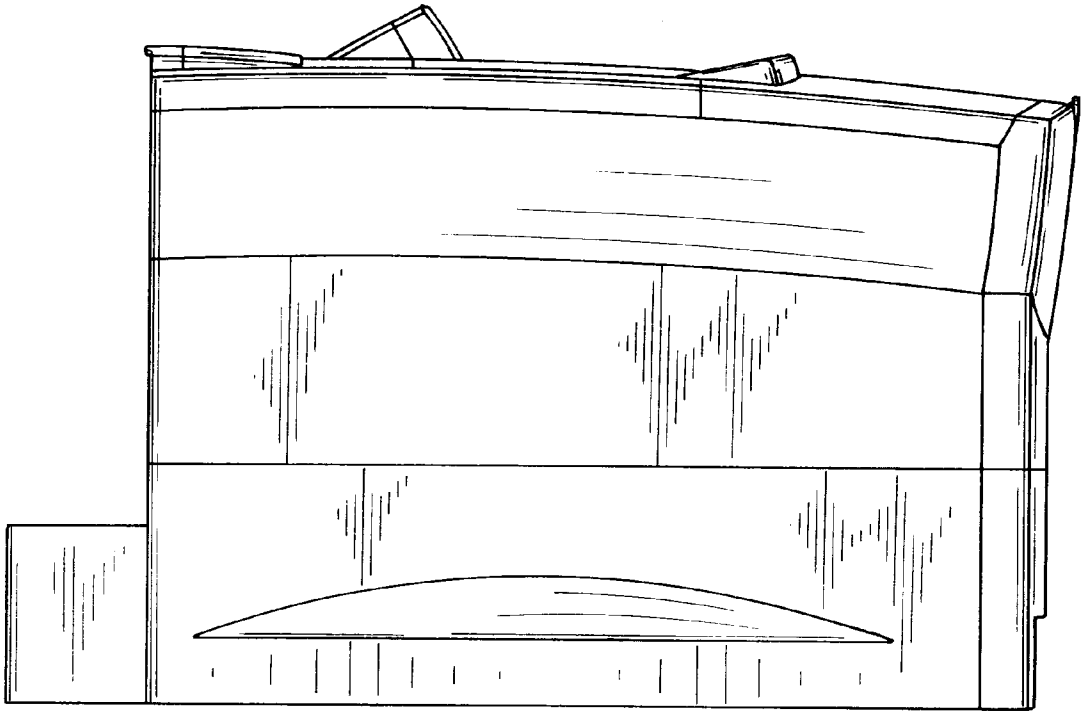
*FIG. 3*



*FIG. 4*



*FIG. 5*



*FIG. 6*

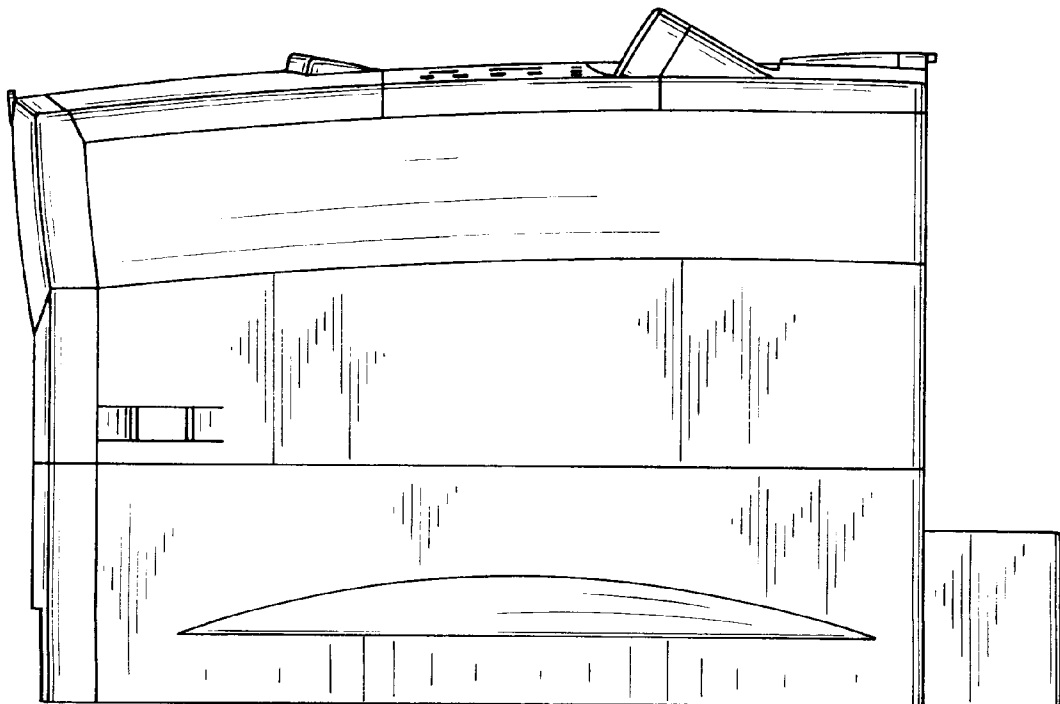


FIG. 7

