



(12) **United States Design Patent**
Chang

(10) **Patent No.:** **US D705,486 S**
(45) **Date of Patent:** **** May 20, 2014**

(54) **NAIL APPLIQUE**

(74) *Attorney, Agent, or Firm* — Hoffmann & Baron LLP

(75) Inventor: **Sung Yong Chang**, Roslyn Heights, NY (US)

(73) Assignee: **KMC Exim Corp.**, Port Washington, NY (US)

(**) Term: **14 Years**

(21) Appl. No.: **29/407,714**

(22) Filed: **Dec. 1, 2011**

(51) **LOC (10) Cl.** **28-03**

(52) **U.S. Cl.** **D28/56**
USPC

(58) **Field of Classification Search**
USPC 132/200, 73, 73.5, 285, 74.5; D28/56; D20/11

See application file for complete search history.

(56) **References Cited**

U.S. PATENT DOCUMENTS

1,942,332	A	1/1934	Hamberg	
2,013,290	A	9/1936	Rohrbach	
2,162,155	A *	6/1939	Calvin	132/73
2,816,555	A	12/1957	Klump	
2,864,384	A *	12/1958	Walter	132/73
3,598,685	A	8/1971	Lee et al.	
4,034,769	A *	7/1977	Nishimura	132/76.4
4,107,947	A	8/1978	Saito	
4,299,243	A *	11/1981	Umstatt	132/73
4,407,310	A *	10/1983	Jadow	132/73
4,408,622	A *	10/1983	Meyerhoefer et al.	132/73

(Continued)

OTHER PUBLICATIONS

Web site—www.lulusos.com—Aug. 23, 2011.

(Continued)

Primary Examiner — Jennifer Rivard

(57) **CLAIM**

The ornamental design for a nail appliqué, as shown and described.

DESCRIPTION

FIG. 1 is a top front perspective view of a nail appliqué showing my new design, the line shading and stippling illustrate contrasting appearances;

FIG. 2 is a top plan view thereof;

FIG. 3 is a right side elevation view thereof, the left side being a mirror image;

FIG. 4 is a front elevation view thereof, the rear being a mirror image;

FIG. 5 is a top front perspective view of an alternative embodiment of a nail appliqué showing my new design, the line shading and stippling illustrate contrasting appearances;

FIG. 6 is a top plan view of the nail appliqué shown in FIG. 5;

FIG. 7 is a right side elevation view of the nail appliqué shown in FIG. 5, the left side being a mirror image;

FIG. 8 is a front elevation view of the nail appliqué shown in FIG. 5, the rear being a mirror image;

FIG. 9 is a top front perspective view of another alternative embodiment of a nail appliqué showing my new design, the line shading and stippling illustrate contrasting appearances; FIG. 10 is a top plan view of the nail appliqué shown in FIG. 9;

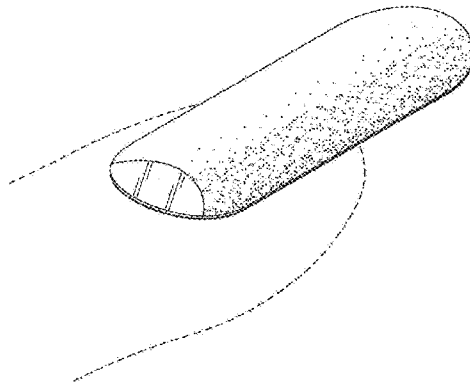
FIG. 11 is a right side elevation view of the nail appliqué shown in FIG. 9, the left side being a mirror image; and,

FIG. 12 is a front elevation view of the nail appliqué shown in FIG. 9, the rear being a mirror image.

The bottom view (not shown) forms no part of the claimed design.

The broken line showing of the finger is included for the purpose of illustrating environment and forms no part of the claimed design.

1 Claim, 3 Drawing Sheets



(56)

References Cited

U.S. PATENT DOCUMENTS

4,498,314 A 2/1985 Okamura
 4,581,088 A 4/1986 House
 4,824,702 A 4/1989 Straub
 4,860,774 A * 8/1989 Becker 132/200
 4,974,610 A * 12/1990 Orsini 132/73
 D321,414 S 11/1991 Mullen
 D346,464 S * 4/1994 Romano D28/56
 D380,867 S * 7/1997 Agee et al. D28/56
 5,782,248 A 7/1998 Chang
 5,908,035 A * 6/1999 Carroll et al. 132/73
 6,042,679 A * 3/2000 Holt et al. 132/73
 6,213,131 B1 4/2001 Vien et al.
 D445,543 S 7/2001 A
 6,293,283 B1 9/2001 Washington
 6,296,836 B1 10/2001 Engler
 6,626,183 B1 9/2003 Pietrocola et al.
 6,631,723 B1 10/2003 Mullin
 D500,893 S 1/2005 Chang
 D525,747 S 7/2006 Robinson
 D545,495 S 6/2007 Ma et al.

2002/0106493 A1 8/2002 Komuta et al.
 2002/0197435 A1 12/2002 Ra A
 2005/0061342 A1 3/2005 Chapman
 2005/0150508 A1 7/2005 Downs et al.
 2005/0236100 A1 10/2005 Arisawa
 2005/0257799 A1 * 11/2005 Tran 132/73.5
 2007/0107745 A1 5/2007 Kiyomoto
 2007/0246056 A1 * 10/2007 Ahn 132/200
 2008/0138520 A1 * 6/2008 Chu 132/200
 2008/0173321 A1 * 7/2008 Le 132/200
 2008/0236603 A1 10/2008 Park
 2009/0145450 A1 6/2009 Wang
 2009/0241976 A1 10/2009 Chang
 2011/0011416 A1 1/2011 Burns
 2012/0266905 A1 * 10/2012 Best 132/200
 2013/0139839 A1 * 6/2013 Chang 132/200
 2013/0139840 A1 * 6/2013 Chang 132/200

OTHER PUBLICATIONS

Nail appliques on web—Aug. 23, 2011.
 Web site—www.Tananail.com—Aug. 23, 2011.

* cited by examiner

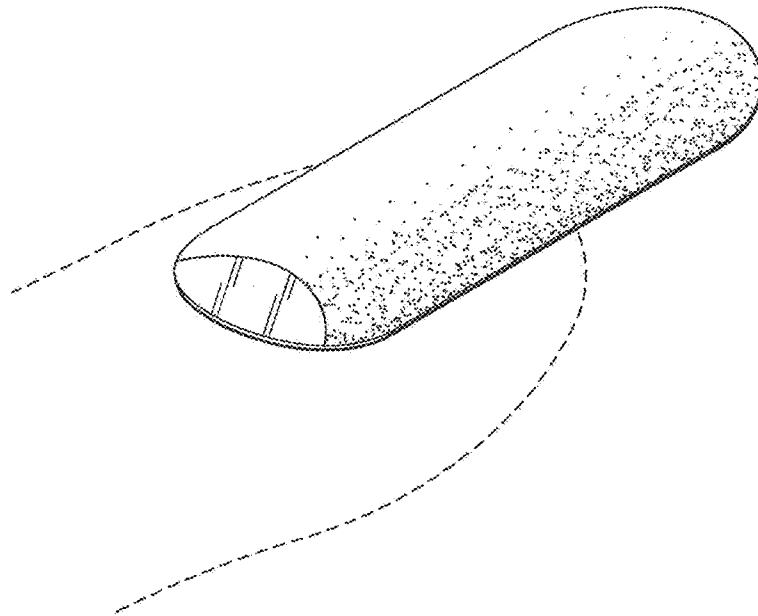


FIG. 1

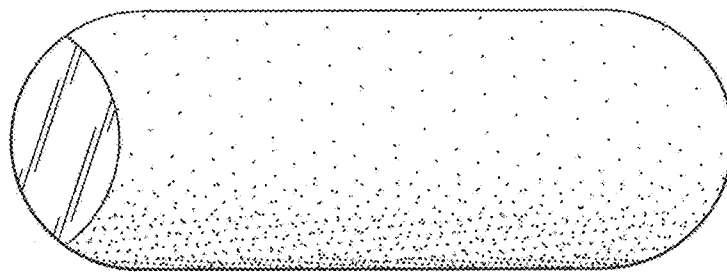


FIG. 2




FIG. 3




FIG. 4

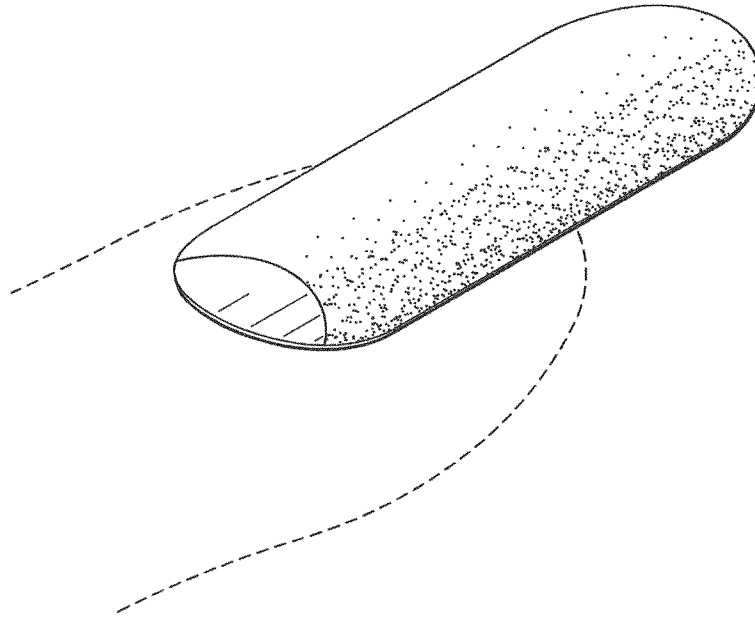


FIG. 5

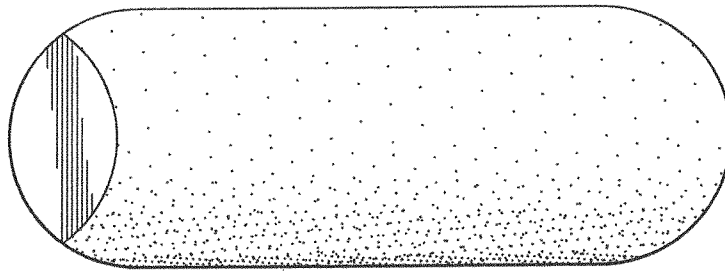


FIG. 6

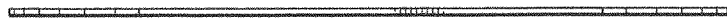


FIG. 7



FIG. 8

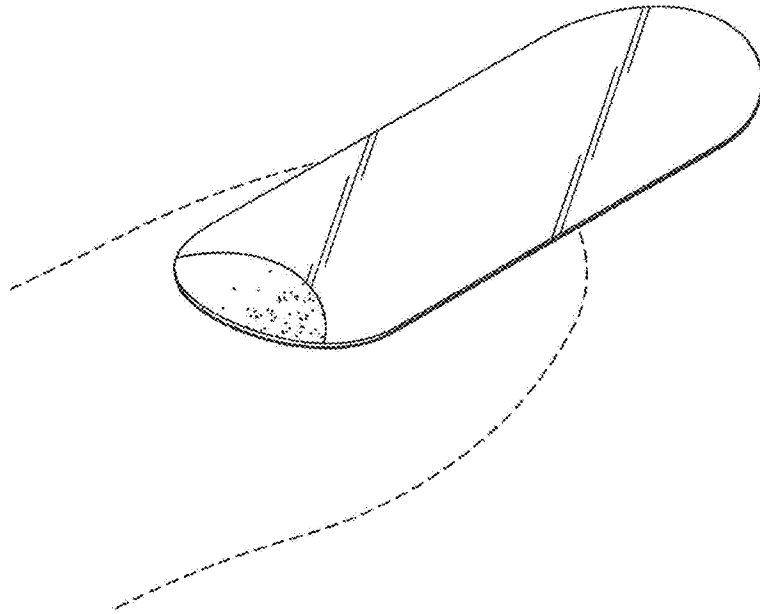


FIG. 9

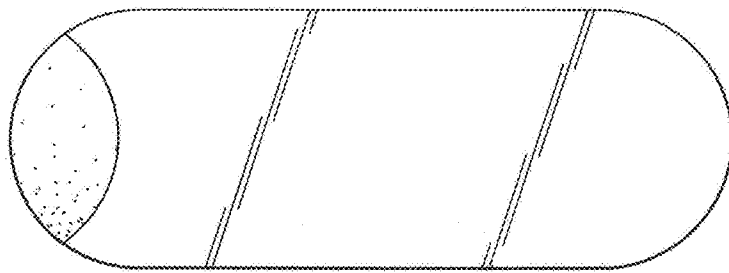


FIG. 10




FIG. 11




FIG. 12