



(51) International Patent Classification:

A61K 9/70 (2006.01) A61P 25/04 (2006.01)  
A61K 31/485 (2006.01)

(21) International Application Number:

PCT/EP2014/061567

(22) International Filing Date:

4 June 2014 (04.06.2014)

(25) Filing Language:

English

(26) Publication Language:

English

(30) Priority Data:

61/830,975 4 June 2013 (04.06.2013) US

(71) Applicant: LTS LOHMANN THERAPIE-SYSTEME  
AG [DE/DE]; Lohmannstr. 2, 56626 Andernach (DE).

(72) Inventors: HILLE, Thomas; Steinstrasse 39, 56567  
Neuwied (DE). WAUER, Gabriel; Albert-Federle-Strasse  
8, 53474 Bad Neuenahr-Ahrweiler (DE). SEIBERTZ,  
Frank; Rheintalstrasse 13, 53498 Bad Breisig (DE).  
WEINHEIMER, Shu-Lun; 38 Brookside Avenue, Liv-  
ingston, New Jersey 07039 (US).

(74) Agent: MAIWALD PATENTANWALTS GMBH; Elis-  
enhof, Elisenstrasse 3, 80335 München (DE).

(81) Designated States (unless otherwise indicated, for every  
kind of national protection available): AE, AG, AL, AM,  
AO, AT, AU, AZ, BA, BB, BG, BH, BN, BR, BW, BY,

BZ, CA, CH, CL, CN, CO, CR, CU, CZ, DE, DK, DM,  
DO, DZ, EC, EE, EG, ES, FI, GB, GD, GE, GH, GM, GT,  
HN, HR, HU, ID, IL, IN, IR, IS, JP, KE, KG, KN, KP, KR,  
KZ, LA, LC, LK, LR, LS, LT, LU, LY, MA, MD, ME,  
MG, MK, MN, MW, MX, MY, MZ, NA, NG, NI, NO, NZ,  
OM, PA, PE, PG, PH, PL, PT, QA, RO, RS, RU, RW, SA,  
SC, SD, SE, SG, SK, SL, SM, ST, SV, SY, TH, TJ, TM,  
TN, TR, TT, TZ, UA, UG, US, UZ, VC, VN, ZA, ZM,  
ZW.

(84) Designated States (unless otherwise indicated, for every  
kind of regional protection available): ARIPO (BW, GH,  
GM, KE, LR, LS, MW, MZ, NA, RW, SD, SL, SZ, TZ,  
UG, ZM, ZW), Eurasian (AM, AZ, BY, KG, KZ, RU, TJ,  
TM), European (AL, AT, BE, BG, CH, CY, CZ, DE, DK,  
EE, ES, FI, FR, GB, GR, HR, HU, IE, IS, IT, LT, LU, LV,  
MC, MK, MT, NL, NO, PL, PT, RO, RS, SE, SI, SK, SM,  
TR), OAPI (BF, BJ, CF, CG, CI, CM, GA, GN, GQ, GW,  
KM, ML, MR, NE, SN, TD, TG).

Declarations under Rule 4.17:

- as to applicant's entitlement to apply for and be granted a  
patent (Rule 4.17(ii))
- as to the applicant's entitlement to claim the priority of the  
earlier application (Rule 4.17(iii))

Published:

- with international search report (Art. 21(3))

(54) Title: TRANSDERMAL DELIVERY SYSTEM

(57) Abstract: The invention relates to transdermal therapeutic system for the transdermal administration of buprenorphine, comprising a buprenorphine-containing self-adhesive layer structure comprising A) a buprenorphine-impermeable backing layer, and B) a buprenorphine-containing pressure-sensitive adhesive layer on said buprenorphine-impermeable backing layer, the adhesive layer comprising a) at least one polymer-based pressure-sensitive adhesive, b) an analgesically effective amount of buprenorphine base or a pharmaceutically acceptable salt thereof, c) a viscosity-increasing substance in an amount of about 0.1% to about 8% of said buprenorphine-containing pressure-sensitive adhesive layer, and d) a carboxylic acid selected from the group consisting of oleic acid, linoleic acid, linolenic acid, levulinic acid and mixtures thereof, in an amount sufficient so that said analgesically effective amount of buprenorphine is solubilized therein to form a mixture including said viscosity-increasing substance, and wherein the carboxylic acid-, buprenorphine- and viscosity-increasing substance-containing mixture forms dispersed deposits in the said pressure-sensitive adhesive, and wherein said buprenorphine-containing pressure-sensitive adhesive layer is the skin contact layer.



- 1 -

## **TRANSDERMAL DELIVERY SYSTEM**

### **TECHNICAL FIELD OF THE INVENTION**

5   **[001]**           The present invention relates to a transdermal therapeutic system (TTS) for the transdermal administration of buprenorphine, and processes of manufacture, uses thereof, and corresponding methods of treatment therewith.

### **BACKGROUND OF THE INVENTION**

10

**[002]**           The active ingredient buprenorphine (5*R*,6*R*,7*R*,9*R*,13*S*,14*S*)-17-Cyclopropylmethyl-7-[(*S*)-3,3-dimethyl-2-hydroxybutan-2-yl]-6-methoxy-4,5-epoxy-6,14-ethanomorphinan-3-ol) is a partially synthetic opiate with high potency. Cancer patients may be treated with daily doses of around 1 mg. Despite its rather high

15   molecular weight of 467.64 daltons, it is currently used for transdermal administration. The commercial TTS product Norspan®, also known as BuTrans®, delivers buprenorphine to the skin sufficiently to treat patients in pain for a time period of 7 days (about 168 hours) and allows therefore a use of the TTS over a time period of 7 days and allows in a fixed dosing regimen a once-weekly TTS exchange.

20   This is specifically beneficial in terms of convenience and patient compliance. Thus the overall efficacy of the pain medicament is enhanced. However, the long administration periods may cause problems with skin irritation, which in combination with the considerable size (i.e., area of release) of the TTS may be problematic. Also, the large amount of excess drug in the TTS necessary to sustain

25   enough driving force for sustaining the appropriate drug delivery over the long period of time is costly and has the potential to be subject to illicit use.

**[003]**           It is therefore desirable to reduce the overall size (i.e., area of release) of the TTS as well as the total amount of buprenorphine in the TTS before administration and also the amount remaining in the TTS after proper use, the

30   residual amount. Thereby, the amount of drug available for illicit use (before and

- 2 -

after proper use), and the amount to be wasted after proper use are both reduced. US Patent Application No. 2010/0119585 describes a certain TTS size and amount of drug reduction in comparison with the commercial TTS product Transtec® approved for an up-to-4 days administration regimen. Thus, the TTS needs to be replaced after  
5 4 days at the latest. It is recommended to change Transtec® twice a week always on the same days at specific times, e.g. Monday mornings and Thursday evenings.

[004] For convenience reasons it is, however, desirable to maintain the once weekly exchange mode (7 day dosing regimen) as, e.g., provided by the commercial product Norspan® instead of the every three to four days exchange mode as provided  
10 by, e.g., Transtec®.

[005] The maintenance of sufficient release rates during a seven-day administration period is in particular challenging since the system is particularly sensitive to variability in the drug release. The tolerance for higher drug delivery at the beginning of the dosing period (also known as “drug burst”) is very limited since  
15 the loss of drug at the beginning will lead to a loss of driving force later in the dosing period, in particular after three to four days of delivery.

[006] A drug burst at the beginning and the variability of such systems thus need to be sufficiently controlled.

[007] All references and publications cited herein are hereby incorporated  
20 by reference in their entirety for all purposes.

## OBJECTS AND SUMMARY OF THE INVENTION

[008] A microreservoir system including deposits of buprenorphine and a  
25 carboxylic acid dispersed in a hydrophobic pressure sensitive adhesive layer provides high overall release rates during a seven-day administration period allowing a reduction of size and drug content in comparison to the commercial product Norspan®. The manufacturing of several batches, however, shows a high variability in the performance. These systems provide high performance but are biphasic due to  
30 the dispersed deposits (1. phase) in the adhesive (2. phase). Without wishing to be

- 3 -

bound to any theory it is believed that the size and size distribution of the deposits influences the drug delivery. Large deposits release the drug too fast and provide for an undesired burst in the beginning of the dosing period and a failure of the system after three to four days. There is thus a need to sufficiently control the size and size  
5 distribution of the deposits.

**[0009]** It is an object of certain embodiments of the present invention to provide a transdermal therapeutic system for the transdermal administration of buprenorphine (e.g., buprenorphine base), which requires a relatively small amount of buprenorphine (e.g., buprenorphine base) contained therein and providing a  
10 sufficiently reproducible release of buprenorphine (e.g., buprenorphine base), in particular providing a reproducible release of buprenorphine (e.g., buprenorphine base) suitable for providing pain relief for about 168 hours (corresponding to 7 days or one week).

**[0010]** It is an object of certain embodiments of the present invention to  
15 provide a transdermal therapeutic system for the transdermal administration of buprenorphine (e.g., buprenorphine base) which requires a relatively small area of release and providing a sufficiently reproducible release of buprenorphine (e.g., buprenorphine base), in particular providing a reproducible release of buprenorphine (e.g., buprenorphine base) suitable for providing pain relief for about 168 hours  
20 (corresponding to 7 days or one week).

**[0011]** It is an object of certain embodiments of the present invention to provide reliable manufacturing processes for the above systems.

**[0012]** These objects and others are accomplished by the present invention, which according to one aspect relates to a transdermal therapeutic system for the  
25 transdermal administration of buprenorphine (e.g., buprenorphine base), comprising a buprenorphine (e.g., buprenorphine base) containing self-adhesive layer structure comprising

A) a buprenorphine (e.g., buprenorphine base) impermeable backing layer, and



- 4 -

B) a buprenorphine (e.g., buprenorphine base) containing pressure-sensitive adhesive layer on said buprenorphine-impermeable backing layer, the adhesive layer comprising

- a) at least one polymer-based pressure-sensitive adhesive,
- 5       b) an analgesically effective amount of buprenorphine base or a pharmaceutically acceptable salt thereof,
- c) a viscosity-increasing substance in an amount of about 0.1% to about 8% of said buprenorphine-containing pressure-sensitive adhesive layer, and
- 10       d) a carboxylic acid selected from the group consisting of oleic acid, linoleic acid, linolenic acid, levulinic acid and mixtures thereof, in an amount sufficient so that said analgesically effective amount of buprenorphine (e.g. buprenorphine base) is solubilized therein to form a mixture including said viscosity-increasing substance, and wherein the
- 15       carboxylic acid-, buprenorphine- and viscosity-increasing substance-containing mixture forms dispersed deposits in said pressure-sensitive adhesive, and

wherein preferably said buprenorphine-containing pressure-sensitive adhesive layer is the skin contact layer.

20   **[0013]**       According to one specific aspect the invention relates to a transdermal therapeutic system for the transdermal administration of buprenorphine, comprising a buprenorphine-containing self-adhesive layer structure comprising

- A) a buprenorphine-impermeable backing layer, and
- B) a buprenorphine-containing pressure-sensitive adhesive layer on said
- 25       buprenorphine-impermeable backing layer, the adhesive layer comprising
- a) at least one polymer-based pressure-sensitive adhesive,

- 5 -

- b) an analgesically effective amount of buprenorphine base or a pharmaceutically acceptable salt thereof,
- c) soluble polyvinylpyrrolidone, and
- d) a carboxylic acid selected from the group consisting of oleic acid, linoleic acid, linolenic acid, levulinic acid and mixtures thereof, in an amount sufficient so that said analgesically effective amount of buprenorphine is solubilized therein to form a mixture including said polyvinylpyrrolidone, and wherein the carboxylic acid-, buprenorphine- and polyvinylpyrrolidone-containing mixture forms dispersed deposits in the said pressure-sensitive adhesive, and
- wherein preferably said buprenorphine-containing pressure-sensitive adhesive layer is the skin contact layer.
- [0014]** According to one specific aspect the invention relates to a transdermal therapeutic system for the transdermal administration of buprenorphine base, comprising a buprenorphine base-containing self-adhesive layer structure comprising
- A) a buprenorphine base-impermeable backing layer, and
- B) a buprenorphine base-containing pressure-sensitive adhesive layer on said buprenorphine base-impermeable backing layer, the adhesive layer comprising
- a) at least one pressure-sensitive adhesive based on polysiloxane,
- b) an analgesically effective amount of buprenorphine base,
- c) soluble polyvinylpyrrolidone in an amount of about 1% to about 4% of the buprenorphine base-containing pressure-sensitive adhesive layer, wherein the polyvinylpyrrolidone has a K-Value of at least about 80, and

- 6 -

- 5 d) levulinic acid, in an amount sufficient so that said analgesically effective amount of buprenorphine base is solubilized therein to form a mixture including said polyvinylpyrrolidone, and wherein the levulinic acid-, buprenorphine base- and polyvinylpyrrolidone-containing mixture forms dispersed deposits in the said pressure-sensitive adhesive, and

wherein preferably said buprenorphine base-containing pressure-sensitive adhesive layer is the skin contact layer.

- 10 **[0015]** According to further aspects the invention relates to a method of treating pain in a patient by applying a transdermal therapeutic system in accordance with the invention to the skin of a patient, in particular to a method of treating pain in a patient by applying a transdermal therapeutic system in accordance with the invention to the skin of said patient for more than about 96 hours (or for more than 4 days), or for about 120 hours (or for 5 days), or for about 144 hours (or for 6 days)
- 15 or for about 168 hours (or for 7 days or for one week).

- [0016]** According to one specific aspect, the invention relates to a method of treating pain in a patient by applying to the skin of said patient for about 168 hours (or for 7 days or for one week) a transdermal therapeutic system, comprising a buprenorphine (e.g., buprenorphine base) containing self-adhesive layer structure
- 20 comprising

A) a buprenorphine (e.g., buprenorphine base) impermeable backing layer, and

- B) a buprenorphine (e.g., buprenorphine base) containing pressure-sensitive adhesive layer on said buprenorphine-impermeable backing layer, the adhesive layer comprising
- 25

- a) at least one polymer-based pressure-sensitive adhesive,
- b) an analgesically effective amount of buprenorphine base or a pharmaceutically acceptable salt thereof,

- 7 -

- 5 c) a viscosity-increasing substance in an amount of about 0.1% to about 8% of said buprenorphine-containing pressure-sensitive adhesive layer, and
- 5 d) a carboxylic acid selected from the group consisting of oleic acid, linoleic acid, linolenic acid, levulinic acid and mixtures thereof, in an amount sufficient so that said analgesically effective amount of buprenorphine (e.g. buprenorphine base) is solubilized therein to form a mixture including said viscosity-increasing substance, and wherein the carboxylic acid-, buprenorphine- and viscosity-increasing
- 10 substance-containing mixture forms dispersed deposits in said pressure-sensitive adhesive, and

wherein preferably said buprenorphine-containing pressure-sensitive adhesive layer is the skin contact layer.

[0017] According to one specific aspect, the invention relates to a method of

15 treating pain in a patient by applying for about 168 hours on the skin of a patient a transdermal therapeutic system for the transdermal administration of buprenorphine, comprising a buprenorphine-containing self-adhesive layer structure comprising

- A) a buprenorphine-impermeable backing layer, and
- B) a buprenorphine-containing pressure-sensitive adhesive layer on said
- 20 buprenorphine-impermeable backing layer, the adhesive layer comprising
- a) at least one polymer-based pressure-sensitive adhesive,
- b) an analgesically effective amount of buprenorphine base or a pharmaceutically acceptable salt thereof,
- c) soluble polyvinylpyrrolidone, and
- 25 d) a carboxylic acid selected from the group consisting of oleic acid, linoleic acid, linolenic acid, levulinic acid and mixtures thereof, in an amount sufficient so that said analgesically effective amount of

- 8 -

buprenorphine is solubilized therein to form a mixture including said polyvinylpyrrolidone, and wherein the carboxylic acid-, buprenorphine- and polyvinylpyrrolidone-containing mixture forms dispersed deposits in the said pressure-sensitive adhesive, and

5 wherein preferably said buprenorphine-containing pressure-sensitive adhesive layer is the skin contact layer.

[0018] According to one aspect, the invention relates to a method of treating pain in a patient by applying to the skin of said patient for about 168 hours a transdermal therapeutic system, comprising a buprenorphine base-containing self-  
10 adhesive layer structure comprising

A) a buprenorphine base-impermeable backing layer, and  
B) a buprenorphine base-containing pressure-sensitive adhesive layer on said buprenorphine base-impermeable backing layer, the adhesive layer comprising

- 15 a) at least one pressure-sensitive adhesive based on polysiloxane,  
b) an analgesically effective amount of buprenorphine base,  
c) soluble polyvinylpyrrolidone in an amount of about 1% to about 4% of the buprenorphine base-containing pressure-sensitive adhesive layer, wherein the polyvinylpyrrolidone has a K-Value of at least  
20 about 80, and  
d) levulinic acid, in an amount sufficient so that said analgesically effective amount of buprenorphine base is solubilized therein to form a mixture including said polyvinylpyrrolidone, and wherein the levulinic acid-, buprenorphine base- and polyvinylpyrrolidone-containing mixture forms dispersed deposits in the said pressure-  
25 sensitive adhesive, and

- 9 -

wherein said buprenorphine base-containing pressure-sensitive adhesive layer is the skin contact layer.

- [0019] According to one aspect, the invention relates to a set of two to five  
5 different transdermal therapeutic systems for the transdermal administration of buprenorphine base selected from five different transdermal therapeutic systems, i.e., a first, a second, a third, a forth and a fifth transdermal therapeutic system, each of the five different transdermal therapeutic systems comprising a buprenorphine-containing self-adhesive layer structure comprising
- 10 A) a buprenorphine base-impermeable backing layer, and  
B) a buprenorphine base-containing pressure-sensitive adhesive layer on said buprenorphine base-impermeable backing layer, the adhesive layer comprising
- 15 a) at least one pressure-sensitive adhesive based on polysiloxanes,  
b) an analgesically effective amount of buprenorphine base,  
c) soluble polyvinylpyrrolidone in an amount of about 1% to about 4% of the buprenorphine base-containing pressure-sensitive adhesive layer, wherein the polyvinylpyrrolidone has a K-Value of at least about 80, and
- 20 d) levulinic acid, in an amount sufficient so that said analgesically effective amount of buprenorphine base is solubilized therein to form a mixture including said polyvinylpyrrolidone, and wherein the levulinic acid-, buprenorphine base- and polyvinylpyrrolidone-containing mixture forms dispersed deposits in the said pressure-sensitive adhesive, and
- 25

wherein,

the first transdermal therapeutic system provides a size of said buprenorphine-containing pressure-sensitive adhesive layer providing the area of release ranging

- 10 -

from about 1 cm<sup>2</sup> to about 4.8 cm<sup>2</sup> and contains from about 1 mg to about 4 mg buprenorphine base;

the second transdermal therapeutic system provides a size of said buprenorphine-containing pressure-sensitive adhesive layer providing the area of release ranging

5 from about 3 cm<sup>2</sup> to about 9.5 cm<sup>2</sup> and contains from about 3.5 mg to about 8 mg buprenorphine base; and

the third transdermal therapeutic system provides a size of said buprenorphine-containing pressure-sensitive adhesive layer providing the area of release ranging from about 6 cm<sup>2</sup> to about 19 cm<sup>2</sup> and contains from about 6.5 mg to about 16 mg

10 buprenorphine base; and

the fourth transdermal therapeutic system provides a size of said buprenorphine-containing pressure-sensitive adhesive layer providing the area of release ranging from about 12 cm<sup>2</sup> to about 28.5 cm<sup>2</sup> and contains from about 11.5 mg to about 24 mg buprenorphine base; and

15 the fifth transdermal therapeutic system provides a size of said buprenorphine-containing pressure-sensitive adhesive layer providing the area of release ranging from about 16 cm<sup>2</sup> to about 38 cm<sup>2</sup> and contains from about 15 mg to about 32 mg buprenorphine base,

wherein the five different transdermal therapeutic systems have increasing areas of

20 release and amounts of buprenorphine from the first to the fifth transdermal therapeutic system for use in method of treating pain by applying one of said transdermal therapeutic systems for about 168 hours on the skin of a patient. The set of two to five different transdermal therapeutic systems in accordance with this paragraph can be expanded by one or more further transdermal therapeutic system(s)

25 which may provide smaller, greater or intermediate areas of release and amounts of buprenorphine compared with the five different transdermal therapeutic systems described above, preferably the set of two to five different transdermal therapeutic systems is expanded by a further transdermal therapeutic system which provides a size of said buprenorphine-containing pressure-sensitive adhesive layer providing the

30 area of release ranging from about 5 cm<sup>2</sup> to about 14 cm<sup>2</sup> and contains an amount of

- 11 -

said buprenorphine from about 5.5 mg to about 13 mg buprenorphine base or an equimolar amount of a pharmaceutically acceptable salt thereof, providing an intermediate transdermal therapeutic system between the second and the third transdermal therapeutic system. Alternatively, one of the transdermal therapeutic systems of the set of two to five different transdermal therapeutic systems described above can be replaced by such a further transdermal therapeutic system.

[0020] According to one aspect, the invention relates to a set of transdermal therapeutic systems including at least two transdermal therapeutic systems selected from the first, second, third, fourth and fifth transdermal therapeutic systems as described in the previous paragraphs. According to one specific aspect, the at least two transdermal therapeutic systems can be selected from the first, second, third, fourth and fifth transdermal therapeutic system as described in the previous paragraphs, and the further transdermal therapeutic system which provides a size of said buprenorphine-containing pressure-sensitive adhesive layer providing the area of release ranging from about 5 cm<sup>2</sup> to about 14 cm<sup>2</sup> and contains an amount of said buprenorphine from about 5.5 mg to about 13 mg buprenorphine base.

[0021] According to one aspect, the invention relates to a method of treating pain in a patient by selecting for said patient the appropriate transdermal therapeutic system from the first, second, third, fourth and fifth transdermal therapeutic system as described in the previous two paragraphs, and subsequently applying said selected transdermal therapeutic system on the skin of said patient for about 168 hours.

According to one specific aspect, the invention relates to a method of treating pain in a patient by selecting for said patient the appropriate transdermal therapeutic system from the first, second, third, fourth and fifth, and the further transdermal therapeutic system as described in the previous two paragraphs, and subsequently applying said selected transdermal therapeutic system on the skin of said patient for about 168 hours.

[0022] According to one aspect, the invention relates to a transdermal therapeutic system for the transdermal administration of buprenorphine, wherein buprenorphine is present in the form of buprenorphine base and providing a non-



- 12 -

- cumulative release of buprenorphine base as measured in a Franz diffusion cell with dermatomed human skin of
- 2  $\mu\text{g}/\text{cm}^2$  to 10  $\mu\text{g}/\text{cm}^2$  in the first 8 hours,
- 20  $\mu\text{g}/\text{cm}^2$  to 80  $\mu\text{g}/\text{cm}^2$  from hour 8 to hour 24,
- 5 20  $\mu\text{g}/\text{cm}^2$  to 80  $\mu\text{g}/\text{cm}^2$  from hour 24 to hour 32,
- 30  $\mu\text{g}/\text{cm}^2$  to 120  $\mu\text{g}/\text{cm}^2$  from hour 32 to hour 48,
- 40  $\mu\text{g}/\text{cm}^2$  to 150  $\mu\text{g}/\text{cm}^2$  from hour 48 to hour 72,
- 100  $\mu\text{g}/\text{cm}^2$  to 300  $\mu\text{g}/\text{cm}^2$  from hour 72 to hour 144, and
- 30  $\mu\text{g}/\text{cm}^2$  to 100  $\mu\text{g}/\text{cm}^2$  from hour 144 to hour 168, and
- 10 comprising a buprenorphine base-containing self-adhesive layer structure comprising
- A) a buprenorphine base-impermeable backing layer, and
- B) a buprenorphine base-containing pressure-sensitive adhesive layer on said buprenorphine base-impermeable backing layer, the adhesive layer comprising
- 15 a) at least one polymer-based pressure-sensitive adhesive,
- b) an analgesically effective amount of buprenorphine base,
- c) a viscosity-increasing substance in an amount of about 0.1% to about 8% of said buprenorphine-containing pressure-sensitive adhesive layer, and
- 20 d) a carboxylic acid selected from the group consisting of oleic acid, linoleic acid, linolenic acid, levulinic acid and mixtures thereof, in an amount sufficient so that said analgesically effective amount of buprenorphine base is solubilized therein to form a mixture including said viscosity-increasing substance, and wherein the carboxylic acid-,
- 25 buprenorphine base- and viscosity-increasing substance-containing mixture forms dispersed deposits in the said pressure-sensitive adhesive, and

- 13 -

wherein preferably said buprenorphine base-containing pressure-sensitive adhesive layer is the skin contact layer, in particular for use in a method of treating pain by applying the transdermal therapeutic system for about 168 hours on the skin of a patient.

- 5    **[0023]**       The release characteristic can also be described in terms of a mean non-cumulative skin permeation rate of
- 0.25  $\mu\text{g}/\text{cm}^2\text{-hr}$  to 1.25  $\mu\text{g}/\text{cm}^2\text{-hr}$  in the first 8 hours,
- 1.25  $\mu\text{g}/\text{cm}^2\text{-hr}$  to 5.0  $\mu\text{g}/\text{cm}^2\text{-hr}$  from hour 8 to hour 24,
- 2.5  $\mu\text{g}/\text{cm}^2\text{-hr}$  to 10  $\mu\text{g}/\text{cm}^2\text{-hr}$  from hour 24 to hour 32,
- 10   1.25  $\mu\text{g}/\text{cm}^2\text{-hr}$  to 5.0  $\mu\text{g}/\text{cm}^2\text{-hr}$  from hour 32 to hour 48,
- 1.6  $\mu\text{g}/\text{cm}^2\text{-hr}$  to 6.25  $\mu\text{g}/\text{cm}^2\text{-hr}$  from hour 48 to hour 72,
- 1.3  $\mu\text{g}/\text{cm}^2\text{-hr}$  to 4.2  $\mu\text{g}/\text{cm}^2\text{-hr}$  from hour 72 to hour 144, and
- 1.25  $\mu\text{g}/\text{cm}^2\text{-hr}$  to 4.2  $\mu\text{g}/\text{cm}^2\text{-hr}$  from hour 144 to hour 168.

- [0024]**       According to one aspect, the invention relates to a transdermal
- 15   therapeutic system comprising buprenorphine for the transdermal administration of buprenorphine, wherein buprenorphine is present in the form of buprenorphine base and providing a non-cumulative release of buprenorphine base as measured in a Franz diffusion cell with dermatomed human skin of
- 2  $\mu\text{g}/\text{cm}^2$  to 10  $\mu\text{g}/\text{cm}^2$  in the first 8 hours,
- 20   20  $\mu\text{g}/\text{cm}^2$  to 80  $\mu\text{g}/\text{cm}^2$  from hour 8 to hour 24,
- 20  $\mu\text{g}/\text{cm}^2$  to 80  $\mu\text{g}/\text{cm}^2$  from hour 24 to hour 32,
- 30  $\mu\text{g}/\text{cm}^2$  to 120  $\mu\text{g}/\text{cm}^2$  from hour 32 to hour 48,
- 40  $\mu\text{g}/\text{cm}^2$  to 150  $\mu\text{g}/\text{cm}^2$  from hour 48 to hour 72,
- 100  $\mu\text{g}/\text{cm}^2$  to 300  $\mu\text{g}/\text{cm}^2$  from hour 72 to hour 144, and
- 25   30  $\mu\text{g}/\text{cm}^2$  to 100  $\mu\text{g}/\text{cm}^2$  from hour 144 to hour 168, and
- comprising a buprenorphine base-containing self-adhesive layer structure comprising
- A) a buprenorphine base-impermeable backing layer, and
- B) a buprenorphine base-containing pressure-sensitive adhesive layer on said buprenorphine base-impermeable backing layer, the adhesive layer
- 30       comprising

- 14 -

- a) at least one polymer-based pressure-sensitive adhesive,  
b) an analgesically effective amount of buprenorphine base,  
c) soluble polyvinylpyrrolidone, and  
d) a carboxylic acid selected from the group consisting of oleic acid,  
linoleic acid, linolenic acid, levulinic acid and mixtures thereof, in an  
amount sufficient so that said analgesically effective amount of  
buprenorphine is solubilized therein to form a mixture including said  
polyvinylpyrrolidone, and wherein the carboxylic acid-,  
buprenorphine- and polyvinylpyrrolidone-containing mixture forms  
dispersed deposits in the said pressure-sensitive adhesive, and

wherein said buprenorphine base-containing pressure-sensitive adhesive layer is the skin contact layer.

**[0025]** The release characteristic can also be described in terms of a mean non-cumulative skin permeation rate of

- 0.25  $\mu\text{g}/\text{cm}^2\text{-hr}$  to 1.25  $\mu\text{g}/\text{cm}^2\text{-hr}$  in the first 8 hours,  
1.25  $\mu\text{g}/\text{cm}^2\text{-hr}$  to 5.0  $\mu\text{g}/\text{cm}^2\text{-hr}$  from hour 8 to hour 24,  
2.5  $\mu\text{g}/\text{cm}^2\text{-hr}$  to 10  $\mu\text{g}/\text{cm}^2\text{-hr}$  from hour 24 to hour 32,  
1.25  $\mu\text{g}/\text{cm}^2\text{-hr}$  to 5.0  $\mu\text{g}/\text{cm}^2\text{-hr}$  from hour 32 to hour 48,  
1.6  $\mu\text{g}/\text{cm}^2\text{-hr}$  to 6.25  $\mu\text{g}/\text{cm}^2\text{-hr}$  from hour 48 to hour 72,  
1.3  $\mu\text{g}/\text{cm}^2\text{-hr}$  to 4.2  $\mu\text{g}/\text{cm}^2\text{-hr}$  from hour 72 to hour 144, and  
1.25  $\mu\text{g}/\text{cm}^2\text{-hr}$  to 4.2  $\mu\text{g}/\text{cm}^2\text{-hr}$  from hour 144 to hour 168.

**[0026]** According to one specific aspect the invention relates to a method of manufacture of a transdermal therapeutic system for the transdermal administration of buprenorphine in accordance with the invention, comprising the steps of

1. providing a buprenorphine-containing adhesive mixture comprising  
a) buprenorphine base or a pharmaceutically acceptable salt thereof  
b) a carboxylic acid,  
c) a viscosity-increasing substance,

- 15 -

- d) a polymer-based pressure-sensitive adhesive, and
  - e) solvent
2. storing said mixture between 0 hours and 6 days
  3. homogenizing said buprenorphine-containing adhesive mixture at a
  - 5 homogenizing at e.g. a speed of at least 1000 rpm;
  4. storing said homogenized mixture between 0 hours and 6 days
  5. coating said buprenorphine-containing adhesive mixture on a film using a roller coater in an amount to provide the desired coating dry weight,
  6. drying said coated buprenorphine-containing adhesive mixture to provide a
  - 10 buprenorphine-containing adhesive layer with the desired coating dry weight,
  7. optionally laminating said buprenorphine-containing adhesive layer to a backing layer to provide an buprenorphine-containing self-adhesive layer structure,
  8. optionally punching the individual systems from the buprenorphine-
  - 15 containing self-adhesive layer structure with the desired area of release, and
  9. optionally adhering to the individual systems an active agent-free self-adhesive layer structure comprising also a backing layer and an active agent-free pressure-sensitive adhesive layer and which is larger than the individual systems of buprenorphine-containing self-adhesive layer structure,
  - 20 preferably wherein in step 1 buprenorphine is present in the form of buprenorphine base, the carboxylic acid is levulinic acid and the viscosity-increasing substance is polyvinylpyrrolidone and all are dissolved in an appropriate solvent (e.g. ethanol), and subsequently suspended in a pressure-sensitive adhesive based on polysiloxane in an appropriate solvent( e.g. heptanes) to provide the buprenorphine-containing
  - 25 adhesive mixture or solution.

[0027] Useful solvents for dissolving buprenorphine, carboxylic acid and the viscosity-increasing substance are alcohols (e.g. ethanol), acetone and methyl ethyl ketone, ethanol is preferred. The polymer-based pressure-sensitive adhesive may be dissolved in heptanes, hexanes, toluene, or ethylacetate, preferably in heptane. The

30 solvent for buprenorphine has preferably only limited or no capability of dissolving

- 16 -

the polymer-based pressure-sensitive adhesive and the solvent for the polymer-based pressure-sensitive adhesive has preferably only limited or no capability of dissolving buprenorphine.

**[0028]** According to one aspect, the invention relates to the use of

5 polyvinylpyrrolidone in the manufacture of a transdermal therapeutic system for the transdermal administration of buprenorphine which system includes deposits of a mixture including buprenorphine base and a carboxylic acid dispersed in a pressure-sensitive adhesive based on polysiloxane to control the size of the deposits during the manufacture.

10 **[0029]** Within the meaning of this invention, the term “transdermal therapeutic system” (or TTS) refers to the entire individual unit that is applied to the skin of a patient, and which comprises the buprenorphine-containing self-adhesive layer structure and optionally an additional larger active-free self-adhesive layer structure on top of the buprenorphine-containing self-adhesive layer structure, which  
15 TTS provides the percutaneous delivery of the active buprenorphine to the patient. During storage, such a TTS is normally located on a redetachable protective layer from which it is removed immediately before application to the surface of the patient’s skin. A TTS protected this way may be stored in a blister pack or a side sealed bag.

20 **[0030]** Within the meaning of this invention, the term “buprenorphine-containing self-adhesive layer structure” refers to the active agent-containing structure providing the area of release of the active agent.

**[0031]** Within the meaning of this invention, “polymer-based pressure-sensitive adhesive” refers to a pressure-sensitive adhesive containing from 75% to  
25 100% of said polymer based on the dry weight of the pressure-sensitive adhesive, e.g., 75% to 100% of polysiloxane. According to certain embodiments the pressure-sensitive adhesive contains from 80% to 100%, or from 85% to 100%, or from 90% to 100%, or from 95% to 100% of the polymer (e.g., polysiloxane) based on the dry weight of the pressure sensitive adhesive. A pressure-sensitive adhesive is in  
30 particular a material that adheres with finger pressure, is permanently tacky, exerts a

strong holding force and should be removable from smooth surface without leaving a residue. Examples of useful pressure-sensitive adhesives based on polysiloxane which are commercially available include the standard Bio-PSA series (7-4400, 7-4500 and 7-4600 series), the amine compatible (endcapped) Bio-PSA series (7-4100, 7-4200 and 7-4300 series) and the Soft Skin Adhesives series (7-9800) manufactured by Dow Corning. Preferred pressure-sensitive adhesives based on polysiloxane are heptane-solvated pressure-sensitive adhesives including BIO- PSA 7-4201, BIO-PSA 7-4301 and BIO-PSA 7-4501.

**[0032]** Within the meaning of this invention, the term “additional larger active agent-free self-adhesive layer structure” refers to a self-adhesive layer structure that is free of active agent and larger in area than the active agent-containing structure and providing additional area adhering to the skin, but no area of release of the active agent, and enhancing thereby the overall adhesive properties of the TTS.

**[0033]** Within the meaning of this invention, the term “buprenorphine-containing pressure-sensitive adhesive layer” and “matrix layer” have the same meaning and refer to the layer containing the active agent (the buprenorphine) in a matrix-type structure of active in-adhesive. % amount of ingredients refers to the solid contents.

**[0034]** Within the meaning of this invention, the term “skin contact layer” refers to the part of the TTS which is in direct contact with the skin of the patient during administration and is located in / co-extensive with the buprenorphine-containing self-adhesive layer structure. The sizes of the “skin contact layer” and the buprenorphine-containing self-adhesive layer structure are co-extensive and correspond to the area of release.

**[0035]** Within the meaning of this invention, the term “deposit” as used in reference to “dispersed deposits” refers to distinguishable, e.g., visually distinguishable, areas within the pressure-sensitive adhesive. Such deposits are e.g., droplets. Deposits that are visually distinguishable may be identified by use of a microscope.

[0036] Within the meaning of this invention, the term “viscosity-increasing substance” refers to a substance which when added to the mixture of buprenorphine and carboxylic acid increases the viscosity of the mixture.

[0037] Within the meaning of this invention, the K-value refers to a value  
5 calculated from the relative viscosity of polyvinylpyrrolidone in water according to the Ph.Eur. and USP monographs for “Povidone”.

[0038] Within the meaning of this invention the term “soluble polyvinylpyrrolidone” refers to polyvinylpyrrolidone which is soluble with more than 10% in at least ethanol, preferably also in water, diethylene glycol, methanol, n-  
10 propanol, 2-propanol, n-butanol, chloroform, methylene chloride, 2-pyrrolidone, macrogol 400, 1,2 propylene glycol, 1,4 butanediol, glycerol, triethanolamine, propionic acid and acetic acid. Such soluble polyvinylpyrrolidone is supplied by BASF as Kollidon 12 PF, Kollidon 17 PF, Kollidon 25, Kollidon 30 and Kollidon 90 F. Kollidon 90 F is used throughout the examples.

15 [0039] Within the meaning of this invention, the size of the deposits refers to the diameter of the deposits as measured using a microscopic picture of the layers structure.

[0040] Within the meaning of this invention, the term “roll coater” refers to a coater which provides a coating whereby the fluid flow in a nip between a pair of  
20 rotating rolls controls both the thickness and the uniformity of the coated film.

[0041] Within the meaning of this invention the “in-vitro dissolution” is determined using a rotating cylinder apparatus of the Ph Eur/USP using 600 ml degassed 0.9% sodium chloride solution at 32° C and rotated at 50 rpm. At 0.5, 2, 8  
(or 5) and 24 hours, 4 ml samples are removed and analyzed by a reverse phase  
25 HPLC method using a mobile phase of 55:45% v/v acetonitrile:0.05 M potassium dihydrogen phosphate (adjusted to pH 3.5) and UV detection at 220 nm.

[0042] Within the meaning of this invention, the parameter “mean cumulative skin permeation rate” is provided in  $\mu\text{g}/\text{cm}^2\text{-hr}$  and is calculated from the cumulative release as measured by in vitro experiments carried out with the Franz diffusion cell  
30 over the total time period of release, e.g., 168 hours, in  $\mu\text{g}/\text{cm}^2$  divided by the hours

corresponding to said total time period of release, e.g., 168 hours, taking into account a lag time of 24 hours.

[0043] Within the meaning of this invention, the parameter “mean non-cumulative skin permeation rate” is provided in  $\mu\text{g}/\text{cm}^2\text{-hr}$  and is calculated from the non-cumulative release of a certain sample interval as measured in a Franz diffusion cell in  $\mu\text{g}/\text{cm}^2$  divided by the hours of said sample interval.

[0044] Within the meaning of this invention, the parameter “cumulative release” is provided in  $\mu\text{g}/\text{cm}^2$  and relates to the total amount released over the total time period of release, e.g., 168 hours, as measured in a Franz diffusion cell. The value is a mean value of at least 3 experiments.

[0045] Within the meaning of this invention, the parameter “non-cumulative release” is provided in  $\mu\text{g}/\text{cm}^2$  and relates to the amount released in a sample interval at certain elapsed time within the total time period of release, e.g., hour 16 of release corresponding to a sample interval of 8 hours from hour 8 to hour 16 of release within 168 hours of total time period of release, as measured in a Franz diffusion cell. The value is a mean value of at least 3 experiments.

[0046] Within the meaning of this invention, the parameter “mean release rate” refers to the mean release rate in  $\mu\text{g}/\text{hr}$  over the period of administration (e.g., 7 days) by which the active agent permeates through the human skin into the blood system and is based on the AUC obtained over said period of administration in a clinical study.

[0047] Within the meaning of this invention, the parameter “nominal mean release rate” refers to an assigned mean release rate determined by comparison with the commercial reference product BuTrans® which is applied for 7 days to the skin of the subjects and of which mean release rates are publicly available from the package insert. The corresponding known nominal mean release rate of the  $25\text{ cm}^2$  area of release BuTrans® reference TTS containing 20 mg buprenorphine is  $20\text{ }\mu\text{g}/\text{hr}$ . The mean release rate is proportional to the size of the area of release of a TTS and may be used to distinguish TTS's by the dosage strength. The BuTrans® TTS with half the size (i.e.  $12.5\text{ cm}^2$  area of release) and containing 10 mg of



- 20 -

buprenorphine provides the known nominal mean release rate of 10 µg/hr. The BuTrans® TTS with a size of 6.25 cm<sup>2</sup> area of release and containing 5 mg of buprenorphine provides the known nominal mean release rate of 5 µg/hr.

Accordingly, it can be assumed that a corresponding TTS with a size of 50 cm<sup>2</sup> area of release and containing 40 mg of buprenorphine provides a nominal mean release rate of 40 µg/hr, and a corresponding TTS with a size of 37.5 cm<sup>2</sup> area of release and containing 30 mg of buprenorphine provides a nominal mean release rate of 30 µg/hr, and a corresponding TTS with a size of 18.75 cm<sup>2</sup> area of release and containing 15 mg of buprenorphine provides a nominal mean release rate of 15 µg/hr. The nominal mean release rates are assigned to the TTSs in accordance with the invention by comparing the Franz diffusion cell skin permeation rates of the reference TTS BuTrans® with the Franz diffusion cell skin permeation rates of the TTS's in accordance with the invention.

**[0048]** Within the meaning of this invention, the meaning of “by applying to the skin of said patient for about 168 hours” corresponds to “by applying to the skin of said patient for about 7 days or for one week” and refers to a once a week exchange mode or dosing regimen. Likewise, about 96 hours correspond to 4 days, about 120 hours correspond to 5 days and about 144 hours correspond to 6 days. The term “applying to the skin of a patient for a certain period of time” has the same meaning as “administration for a certain period of time”.

**[0049]** Within the meaning of this invention, the term “patient” refers to a subject who has presented a clinical manifestation of a particular symptom or symptoms suggesting the need for treatment, who is treated preventatively or prophylactically for a condition, or who has been diagnosed with a condition to be treated.

**[0050]** If not indicated otherwise “%” refers to weight-%.

**[0051]** Within the meaning of this invention, the term “active”, “active agent”, and the like, as well as the term “buprenorphine” refers to buprenorphine base or a pharmaceutically acceptable salt thereof. Unless otherwise indicated the amounts of buprenorphine in the TTS relate to the amount of buprenorphine before

administration of the TTS. The amounts of buprenorphine in the TTS after administration are referred to as residual amounts.

**[0052]** Within the meaning of this invention, values and ranges specifying the size of the area of release and the amount of buprenorphine contained in the transdermal therapeutic system are mean values of at least 3 measurements.

**[0053]** Within the meaning of this invention the term “pharmacokinetic parameters” refers to parameters describing the blood plasma curve, e.g. C<sub>max</sub>, AUC<sub>t</sub> and AUC<sub>INF</sub> obtained in a clinical study, e.g. by single-dose administration of the active agent TTS, e.g. the buprenorphine base TTS to healthy human subjects.

10 The pharmacokinetic performance of the TTSs in accordance with the invention can be deduced from the performance of the buprenorphine-containing microreservoir systems disclosed in the international application PCT/IB2012/002973 (see e.g. pages 69 to 100 of PCT/IB2012/002973). The pharmacokinetic parameters of the individual subjects are summarized in PCT/IB2012/002973 using arithmetic and

15 geometric means, e.g. a mean C<sub>max</sub>, a mean AUC<sub>t</sub> and a mean AUC<sub>INF</sub>, and additional statistics such as the respective standard deviations and standard errors, the minimum value, the maximum value, and the middle value when the list of values is ranked (Median). In the context of the present invention, pharmacokinetic parameters, e.g. the mean C<sub>max</sub>, the mean AUC<sub>t</sub> and the mean AUC<sub>INF</sub> refer to

20 geometric mean values if not indicated otherwise. It cannot be precluded that the absolute mean values obtained for a certain TTS in a clinical study vary to a certain extend from study to study. To allow a comparison of absolute mean values between studies, a reference formulation, e.g. the commercial reference product BuTrans® or in the future any product based on the invention, may be used as internal standard. A

25 comparison of the AUC per area of release, e.g. the mean AUC<sub>t</sub> per area of release of the respective reference product in the earlier and later study can be used to obtain a correction factor to take into account differences from study to study. In the clinical study described in PCT/IB2012/002973 the commercial reference product BuTrans® provides an AUC<sub>t</sub> per area of release of 1624.53 pg.hr/ml-cm<sup>2</sup>. It was shown in the

30 same study that microreservoir systems including deposits of buprenorphine and a

- 22 -

carboxylic acid dispersed in a hydrophobic pressure sensitive adhesive layer provide a better performance in terms of the AUCt per area of release compared with the commercial product BuTrans®, i.e., Examples 1 and 2 of PCT/IB2012/002973 provide an AUCt per area of release of 2690.49 pg.hr/ml-cm<sup>2</sup> and 2746.86 pg.hr/ml-cm<sup>2</sup>, respectively. The microreservoir systems thus provide an about 1.7-fold better performance than the commercial product BuTrans® in the same study.

5 [0054] Clinical studies according to the present invention refer to studies performed in full compliance with the International Conference for Harmonization of Clinical Trials (ICH) and all applicable local Good Clinical Practices (GCP) and regulations.

[0055] Within the meaning of this invention, the term “healthy human subject” refers to a male or female subject with a body weight ranging from 55 kg to 100 kg and a body mass index (BMI) ranging from 18 to 29 and normal physiological parameters, such as blood pressure, etc. Healthy human subjects for the purposes of the present invention are selected according to inclusion and exclusion criteria which are based on and in accordance with recommendations of the ICH.

15 [0056] Within the meaning of this invention, the term “subject population” refers to at least ten individual healthy human subjects.

[0057] Within the meaning of this invention, the term “geometric mean” refers to the mean of the log transformed data backtransformed to the original scale.

20 [0058] Within the meaning of this invention, the term “arithmetic mean” refers to the sum of all values of observation divided by the total number of observations.

[0059] Within the meaning of this invention, the parameter “AUC” corresponds to the area under the plasma concentration-time curve. The AUC value is proportional to the amount of active agent absorbed into the blood circulation in total and is hence a measure for the bioavailability.

25 [0060] Within the meaning of this invention, the parameter “AUCt” is provided in pg.hr/ml and relates to the area under the plasma concentration-time

- 23 -

curve from hour 0 to the last measurable plasma concentration and is calculated by the linear trapezoidal method.

**[0061]** Within the meaning of this invention, the parameter “mean AUCt per area of release” is provided in pg.hr/ml-cm<sup>2</sup> and is calculated from the geometric mean AUCt as determined for a certain TTS in pg.hr/ml divided by the area of release of said TTS.

**[0062]** Within the meaning of this invention, the parameter “AUCINF” is provided in pg.hr/ml and relates to the area under the plasma concentration-time curve extrapolated to infinity and is calculated using the formula:

$$10 \quad \text{AUCINF} = \text{AUCt} + \frac{\text{CLast}}{\text{LambdaZ}}$$

where CLast is the last measurable plasma concentration and LambdaZ is the apparent terminal phase rate constant.

**[0063]** Within the meaning of this invention, the parameter “Cmax” is provided in pg/ml and relates to the maximum observed blood plasma concentration of the active agent.

**[0064]** Within the meaning of this invention, the parameter “tmax” is provided in hr and relates to the time point at which the Cmax value is reached. In other words, tmax is the time point of the maximum observed plasma concentration.

**[0065]** Within the meaning of this invention, the parameter “LambdaZ” is provided in 1/hr and relates to the apparent terminal phase rate constant, where LambdaZ is the magnitude of the slope of the linear regression of the log concentration versus time profile during the terminal phase.

**[0066]** Within the meaning of this invention, the parameter “t1/2Z” is provided in hr and relates to the apparent plasma terminal phase half-life and is commonly determined as  $t_{1/2Z} = (\ln 2) / \text{LambdaZ}$ .

**[0067]** Within the meaning of this invention, the term “mean plasma concentration” is provided in pg/ml and is a mean of the individual plasma concentrations of active agent, e.g. buprenorphine base, at each point in time.

**[0068]** Within the meaning of this invention, the term “bioequivalent” is defined to refer to a TTS that provides geometric mean values of Cmax, AUCt, and

AUCINF for buprenorphine, wherein the 90% confidence intervals estimated for the ratio test/reference fall within the range of 80.00% to 125.00%.

### BRIEF DESCRIPTION OF THE DRAWINGS

5

[0069] Fig. 1 depicts a microscopical picture of the matrix layer of Comparative Example 1.

[0070] Fig. 2A depicts a microscopic picture of the buprenorphine base-containing adhesive mixture of Comparative Example 2.

10 [0071] Fig. 2B depicts a microscopic picture of the matrix layer of Comparative Example 2.

[0072] Fig. 3A depicts a microscopic picture of the buprenorphine base-containing adhesive mixture of Example 3.

[0073] Fig. 3B depicts a microscopical picture of the matrix layer of Example 3.

15 [0074] Fig. 4A depicts a microscopic picture of the buprenorphine base-containing adhesive mixture of Example 4.

[0075] Fig. 4B depicts a microscopic picture of the matrix layer of Example 4.

[0076] Fig. 5 depicts the mean in-vitro-dissolution of Comparative Example 20 1.

[0077] Fig. 6 depicts the mean in-vitro-dissolution of Comparative Example 2.

[0078] Fig. 7 depicts the mean in-vitro-dissolution of Example 3.

[0079] Fig. 8 depicts the mean in-vitro-dissolution of Example 4.

25 [0080] Fig. 9 depicts the mean non-cumulative skin permeation rates for Comparative Examples 1 and 2 and Norspan®.

[0081] Fig. 10 depicts the mean non-cumulative skin permeation rates for Examples 6, 7.1, 8 and BuTrans®.

30 [0082] Fig. 11 depicts the mean non-cumulative skin permeation rates for Examples 7.1, 7.2 and BuTrans®.

- 25 -

[0083] Fig. 12 depicts the mean non-cumulative skin permeation rates for Examples 7.2, 5.2 and BuTrans®.

[0084] Fig. 13 depicts the mean non-cumulative skin permeation rate of the of the transdermal therapeutic systems. The area of release of the transdermal  
5 therapeutic system according to Example 5.2 is 14 cm<sup>2</sup> and the area of release for BuTrans® is 25 cm<sup>2</sup>. The amount of buprenorphine base for Example 5.2 is 12.6 mg and the amount of buprenorphine base for BuTrans® is 20 mg.

### DETAILED DESCRIPTION

10

[0085] A microreservoir system including deposits of buprenorphine and a carboxylic acid dispersed in a hydrophobic pressure-sensitive adhesive layer provides high overall release rates during a seven-day administration period, thereby allowing a reduction of size and drug content of the TTS in comparison to the  
15 commercial product Norspan®. Such systems are described in the parallel patent application PCT/US2012/069242, corresponding to PCT/IB2012/002973, which is hereby incorporated by reference. In particular reference is made to Examples 1 to 4 in PCT/US2012/069242, corresponding to PCT/IB2012/002973. The manufacturing of several batches, however, shows a high variability in the performance. These  
20 systems provide high performance but are biphasic due to the dispersed deposits (1. phase) in the adhesive (2. phase). Without wishing to be bound to any theory, it is believed that the size and size distribution of the deposits influences the drug delivery. Large deposits release the drug too fast and provide for an undesired burst in the beginning of the dosing period and a failure of the system after three to four  
25 days. There is thus a need to sufficiently control the size and size distribution of the deposits.

[0086] The production of a commercial transdermal product as disclosed herein requires a continuous coating and drying process to form the buprenorphine-containing pressure sensitive adhesive layer. Such coating is usually accomplished  
30 with a sufficiently sized roller coater and attached drying compartment. The

- 26 -

buprenorphine-containing mixture to be coated is usually prepared batch wise, and is then stored for some time until the coater is ready to coat the mixture. The time between the preparation of the mixture and the coating of the mixture in a normal production routine can be almost zero, if after mixing/homogenizing the mass will be transferred to the coating station and is coated directly and may be as long as several days, e.g. four to six days, to store the mixture during the time of a failure of the coater or a weekend or other reasons for a coating process interruption. Thus the mixture must be sufficiently stable. A microreservoir system as described herein including two phases, namely the deposits and the adhesive surrounding the deposits which may change over time due to the fusion of individual deposits forming larger deposits. Thus the deposits must be hindered in fusing during the storing time between mixing and coating.

[0087] Additionally, the shearing force applied to the coating mixture during coating in a roller coater is different and higher than on a laboratory scale coating technique like such as when using the Erichsen coater. But for commercial scale production, a roller coater is necessary to provide the necessary scale up and the necessary coating precision. However, the shear force in a roller coater causes additional fusion of the deposits. Thus the deposits must be hindered in fusing during the coating process using a roller coater.

20

## TTS STRUCTURE

[0088] According to a certain embodiment of the invention the transdermal therapeutic system for the transdermal administration of buprenorphine comprises a buprenorphine-containing self-adhesive layer structure comprising

- A) a buprenorphine-impermeable backing layer, and
- B) a buprenorphine-containing pressure-sensitive adhesive layer on said buprenorphine-impermeable backing layer, the adhesive layer comprising
  - a) at least one polymer-based pressure-sensitive adhesive,

- 27 -

- b) an analgesically effective amount of buprenorphine base or a pharmaceutically acceptable salt thereof,
- c) a viscosity-increasing substance in an amount of about 0.1% to about 8% of said buprenorphine-containing pressure-sensitive adhesive layer, and
- d) a carboxylic acid selected from the group consisting of oleic acid, linoleic acid, linolenic acid, levulinic acid and mixtures thereof, in an amount sufficient so that said analgesically effective amount of buprenorphine is solubilized therein to form a mixture including said viscosity-increasing substance, and wherein the carboxylic acid-, buprenorphine- and viscosity-increasing substance-containing mixture forms dispersed deposits in the said pressure-sensitive adhesive, and

wherein said buprenorphine-containing pressure-sensitive adhesive layer is preferably the skin contact layer.

**[0089]** Without wishing to be bound to any theory it is believed that the viscosity-increasing substance increases the viscosity of the deposits (inner phase) within the adhesive solution (outer phase) during the production and within the adhesive matrix (outer phase) during the storage of the dried buprenorphine-containing layer.

**[0090]** Useful viscosity-increasing substances may be selected from the group consisting of cellulose derivatives such as methylcellulose, ethylcellulose, hydroxyethylcellulose, hydroxypropylcellulose, hydroxypropylmethylcellulose, carboxymethylcellulose, sodium carboxymethylcellulose, and microcrystalline cellulose, high molecular mass polyacrylic acids and/or their salts and/or their derivatives such as esters, polyvinylpyrrolidone, in particular soluble polyvinylpyrrolidone, colloidal silicone dioxide, sodium alginate, tragacanth, xanthan gum, bentonite, carageenan and guar gum. A preferred viscosity-increasing substance is polyvinylpyrrolidone.



- 28 -

[0091] In certain embodiments of the invention the viscosity-increasing substance is present in an amount of about 0.1% to about 7%, or in an amount of about 0.5% to about 5%, preferably in an amount of about 1% to about 4%, more preferably in an amount of about 2% to about 3% of the buprenorphine-containing pressure-sensitive adhesive layer.

[0092] According to a certain independent embodiments of the invention wherein the structure is concerned, the transdermal therapeutic system for the transdermal administration of buprenorphine comprises a buprenorphine-containing self-adhesive layer structure comprising

- 10 A) a buprenorphine-impermeable backing layer, and
- B) a buprenorphine-containing pressure-sensitive adhesive layer on said buprenorphine-impermeable backing layer, the adhesive layer comprising
  - a) at least one polymer-based pressure-sensitive adhesive,
  - b) an analgesically effective amount of buprenorphine base or a
  - 15 pharmaceutically acceptable salt thereof,
  - c) soluble polyvinylpyrrolidone, and
  - d) a carboxylic acid selected from the group consisting of oleic acid, linoleic acid, linolenic acid, levulinic acid and mixtures thereof, in an amount sufficient so that said analgesically effective amount of
  - 20 buprenorphine is solubilized therein to form a mixture including said polyvinylpyrrolidone, and wherein the carboxylic acid-, buprenorphine- and polyvinylpyrrolidone-containing mixture forms dispersed deposits in the said pressure-sensitive adhesive, and

wherein said buprenorphine-containing pressure-sensitive adhesive layer is the skin contact layer.

[0093] Without wishing to be bound to any theory it is believed that the polyvinylpyrrolidone having a K-Value of at least 5, at least 10, at least 15, at least 20, at least 50, or a K-Value of at least 80 is in particular beneficial in increasing the

- 29 -

viscosity of the deposits (inner phase) within the adhesive solution (outer phase) during the production and within the adhesive matrix (outer phase) during the storage of the dried buprenorphine-containing layer. The increase in viscosity is beneficial because the deposits are thereby hindered in fusing during the storing time between mixing and coating.

**[0094]** In certain embodiments of the invention the transdermal therapeutic system for the transdermal administration of buprenorphine comprises a buprenorphine-containing self-adhesive layer structure comprising

- A) a buprenorphine base-impermeable backing layer, and
- 10 B) a buprenorphine base-containing pressure-sensitive adhesive layer on said buprenorphine base-impermeable backing layer, the adhesive layer comprising
  - a) at least one pressure-sensitive adhesive based on polysiloxane,
  - b) an analgesically effective amount of buprenorphine base,
  - 15 c) soluble polyvinylpyrrolidone in an amount of about 1% to about 4% of the buprenorphine base-containing pressure-sensitive adhesive layer, wherein the polyvinylpyrrolidone has K-Value of at least about 80, and
  - d) levulinic acid, in an amount sufficient so that said analgesically
  - 20 effective amount of buprenorphine base is solubilized therein to form a mixture including said polyvinylpyrrolidone, and wherein the levulinic acid-, buprenorphine base- and polyvinylpyrrolidone-containing mixture forms dispersed deposits in the said pressure-sensitive adhesive, and
- 25 wherein said buprenorphine base-containing pressure-sensitive adhesive layer is the skin contact layer.

- 30 -

[0095] According to a certain other embodiment of the invention alternatively the buprenorphine-containing pressure-sensitive adhesive layer comprises an additional skin contact layer.

[0096] According to certain embodiments of the invention, the TTS  
5 comprises in addition to the buprenorphine-containing self-adhesive layer structure attached thereto a larger active agent-free self-adhesive layer structure, e.g., a peripheral adhesive or overlying adhesive, for enhancing the adhesive properties of the overall transdermal therapeutic system. Said active agent-free self-adhesive layer structure comprises also a backing layer. In certain embodiments, this additional  
10 layer is beige colored. The active agent-free pressure-sensitive adhesive layer of polymer-based pressure-sensitive adhesive is e.g., based on polyacrylates or polysiloxanes. The area of said second active agent-free self-adhesive layer structure adds to the overall size of the TTS but does not add to the area of release. The pressure-sensitive adhesive in the active agent-containing and the active agent-free  
15 self-adhesive layer structures may be the same or different. If the adhesive in the active agent-free self-adhesive layer is different from that of the buprenorphine-containing layer, then pressure-sensitive adhesives selected from the group of polyacrylate-based or polyisobutylene-based pressure-sensitive adhesives can be used, and polyacrylate based pressure-sensitive adhesives are preferred, in particular  
20 pressure-sensitive adhesives based on an acrylate-vinylacetate polymer, e.g., such as those available from Henkel under the tradename Duro Tak®, e.g., Duro Tak® 387 2051. Such pressure-sensitive adhesives are provided in an organic solution of ethyl acetate and heptane. Such pressure-sensitive adhesives provide a 180° Peel at 20 minutes of at least about 20 N/25mm, and at 24 minutes of at least about 25 N/25cm, and at one week of at least about 30 N/25mm and a Loop tack of at least 15  
25 N/25mm<sup>2</sup>, or of at least 20 N/25mm<sup>2</sup>, or of at least 22 N/25mm<sup>2</sup>.

- 31 -

## ACTIVE AGENT

[0097] The TTS according to the invention comprises an analgesically effective amount of buprenorphine base or an equimolar amount of a pharmaceutically acceptable salt thereof. Pharmaceutically acceptable salts may be selected from those known in the art, such as the hydrochloride, sulphate, phosphate, tartrate, maleinate, oxalate, acetate and lactate salts. According to a preferred embodiment of the invention the active agent is included in the form of buprenorphine base. The term buprenorphine base, however, does not exclude interactions, including complexation between the buprenorphine base and other ingredients of the buprenorphine-containing layer e.g. levulinic acid.

[0098] An analgesically effective amount may vary from about 1 mg to about 50 mg, in particular from about 2 mg to about 30 mg of buprenorphine base or an equimolar amount of a pharmaceutically acceptable salt, or from about 2 mg to about 25 mg of buprenorphine base or an equimolar amount of a pharmaceutically acceptable salt thereof. According to certain embodiments, the TTS contains according to five different dosages from about 1 mg to about 4 mg, or from about 3.5 mg to about 8 mg, or from about 6.5 mg to about 16 mg, or from about 11.5 mg to about 24 mg, or from about 15 mg to about 32 mg of buprenorphine base or an equimolar amount of a pharmaceutically acceptable salt thereof, or the TTS contains according to five different dosages from about 1 mg to about 4.5 mg, or about 3 mg, or from about 4 mg to about 9 mg, or about 6 mg, or from about 8 mg to about 14 mg, or about 12 mg, or from about 15 mg to about 20 mg, or about 18 mg or from about 20 mg to about 28 mg, or about 24 mg of buprenorphine base or an equimolar amount of a pharmaceutically acceptable salt thereof. Further dosages are provided by transdermal therapeutic systems containing smaller or greater amounts, e.g., from about 5.5 mg to about 13 mg of buprenorphine base or an equimolar amount of a pharmaceutically acceptable salt thereof.

## PRESSURE-SENSITIVE ADHESIVE

[0099] The pressure-sensitive adhesives used for the present invention are polymer-based pressure-sensitive adhesives. Such polymer-based pressure-sensitive adhesives may e.g., be based on polysiloxanes or polyisobutylenes. For the present invention polysiloxane-based pressure-sensitive adhesives are preferred. Such polysiloxanes adhesives need, unlike other organic pressures-sensitive adhesives, no additives like antioxidants, stabilizers, plasticizers, catalysts or other potentially extractable ingredients. These pressure-sensitive adhesives provide for suitable tack for quick bonding to various skin types, including wet skin, suitable adhesive and cohesive qualities, long lasting adhesion to the skin of up to 7 days, a high degree of flexibility, a permeability to moisture, and compatibility to many actives and film-substrates. It is possible to provide them with sufficient amine resistance and therefore enhanced stability in the presence of amines. Such pressure-sensitive adhesives are based on a resin-in-polymer concept wherein, by condensation reaction of silanol end blocked polydimethylsiloxane with a silica resin, a polysiloxane is prepared which for amine stability the residual silanol functionality is additionally capped with trimethylsiloxy groups. The dimethiconol content contributes to the viscous component of the visco-elastic behavior, and impacts the wetting and the spreadability properties of the adhesive. The resin acts as a tackifying and reinforcing agent, and participates in the elastic component. The correct balance between dimethiconol and resin provides for the correct adhesive properties.

[00100] The adhesive strength of the polysiloxanes may be sufficient for the desired skin contact. In certain embodiments of the invention a plasticizer or a tackifying agent is incorporated into the formulation to improve the adhesive characteristics of the pressure-sensitive adhesive layer. It may be advantageous in an individual case to improve the tack by adding small amounts of tackifiers such as polyterpenes, rosin derivatives, or silicone oils. In preferred embodiments, the tackifying agent is a silicone oil (e.g., 360 Medical Fluid, available from Dow Corning Corporation, Midland, Mich.).

- 33 -

[00101] The pressure-sensitive adhesives are supplied and used in solvents like heptane, ethyl acetate or volatile silicone fluids. For the present invention heptane is preferred. The solids content is usually between 60 and 80 %.

[00102] The preferred pressure-sensitive adhesives based on polysiloxanes in accordance with the invention are characterized by a solution viscosity at 25°C and 60 % solids content in heptane of more than about 150 mPa s, or from about 200 mPa s to about 700 mPa s, in particular from about 350 mPa s to about 600 mPa s, more preferred from about 480 mPa s to about 550 mPa s, or most preferred of about 500 mPa s or alternatively from about 400 mPa s to about 480 mPa s, or most preferred of about 450 mPa s. These may also be characterized by a complex viscosity at 0.01 rad/s at 30°C of less than about  $1 \times 10^9$  Poise, or from about  $1 \times 10^5$  to about  $9 \times 10^8$  Poise, or more preferred from about  $1 \times 10^5$  to about  $1 \times 10^7$  Poise, or most preferred about  $5 \times 10^6$  Poise, or alternatively more preferred from about  $2 \times 10^7$  to about  $9 \times 10^8$  Poise, or most preferred about  $1 \times 10^8$  Poise.

[00103] Suitable pressure-sensitive adhesives based on polysiloxanes may be obtained from Dow Corning® BIO-PSA Standard Silicone Adhesives. Preferred are the BIO-PSA 7 4301 and BIO-PSA 7 4201 Silicone Adhesives. According to certain embodiments BIO-PSA 7 4301 is preferred and according to certain other embodiments BIO-PSA 7 4201 is preferred. To avoid excessive cold flow, BIO-PSA 7 4201 is preferred. BIO-PSA 4201 has a solution viscosity at 25°C and about 60% solids content in heptane of 450 mPa s and a complex viscosity at 0.01 rad/s at 30°C of  $1 \times 10^8$  Poise. BIO-PSA 4301 has a solution viscosity at 25°C and about 60% solids content in heptane of 500 mPa s and a complex viscosity at 0.01 rad/s at 30°C of  $5 \times 10^6$  Poise.

[00104] The pressure-sensitive adhesive layer of the TTS of the invention may further comprise in addition to the above mentioned ingredients a), b), c) and d), (i.e. the polymer-based pressure-sensitive adhesive, the buprenorphine, the viscosity-increasing substance/ the polyvinylpyrrolidone and the carboxylic acid selected from the group of oleic acid, linoleic acid, linolenic acid and levulinic acid as described herein), other various excipients or additives, selected, for example, from the group

- 34 -

of solubilizers, fillers, tackifiers, substances which influence the barrier properties of the stratum corneum in the sense of increasing the active agent permeability, pH regulators, and preservatives.

**[00105]** Substances which influence the barrier properties of the stratum corneum in the sense of increasing the active agent permeability are known to the skilled worker and the substance appropriate for the respective active agents must - if necessary - be found by means of permeation studies. Some examples are polyhydric alcohols such as dipropylene glycol, propylene glycol, and polyethylene glycol; oils such as olive oil, squalene, and lanolin; fatty ethers such as cetyl ether and oleyl ether; fatty acid esters such as isopropyl myristate; urea and urea derivatives such as allantoin; polar solvents such as dimethyldecylphosphoxide, methyloctylsulfoxide, dimethylaurylamine, dodecylpyrrolidone, isosorbitol, dimethylacetone, dimethylsulfoxide, decylmethylsulfoxide, and dimethylformamide; salicylic acid; amino acids; benzyl nicotinate; and higher molecular weight aliphatic surfactants such as lauryl sulfate salts. Other agents include oleic and linoleic acids, ascorbic acid, panthenol, butylated hydroxytoluene, tocopherol, tocopheryl acetate, tocopheryl linoleate, propyl oleate, and isopropyl palmitate. The TTS of the invention may additionally comprise according to certain embodiments (in which the pressure-sensitive adhesive layer comprises a) the polymer-based pressure-sensitive adhesive, b) the buprenorphine, c) the viscosity-increasing substance/ the polyvinylpyrrolidone and d) levulinic acid or linolenic acid or mixtures of both as the carboxylic acid as described herein) oleic and linoleic acids as substances influencing the barrier properties of the stratum corneum in the sense of increasing the active agent permeability.

**[00106]** Such substances as described in the previous paragraph may be included in a TTS and may be present in an amount of about 1% to about 10% by weight. In a preferred embodiment of the present invention such additional substances are however not necessary. According to an embodiment of the invention the TTS does not comprise such additional substances as mentioned in the previous paragraph.

- 35 -

[00107] In addition to the carboxylic acid selected from oleic acid, linoleic acid, linolenic acid, levulinic acid, the solubility of the drug can be further altered by the optional addition of an agent that increases the solubility of drug or inhibits drug crystallization in the transdermal composition, such as vinyl acetate/vinylpyrrolidone copolymer and cellulose derivatives.

[00108] Fillers such as silica gels, titanium dioxide and zinc oxide may be used in conjunction with the polymer in order to influence certain physical parameters, such as cohesion and bond strength, in the desired way.

[00109] Further one or more anti-oxidants can be added. The anti-oxidant may be selected from the group consisting of tocopherol, esters thereof, e.g.  $\alpha$ -tocopherol acetate, ascorbyl palmitate, ascorbic acid, butylhydroxytoluene, butylhydroxyanisole or propyl gallate, preferably ascorbyl palmitate. The antioxidant may be conveniently present in an amount of from about 0.01 to about 0.5%, e.g. 0.05 to 0.30, e.g. 0.18% or 0.2% of the buprenorphine-containing pressure-sensitive adhesive layer.

## **BUPRENORPHINE-CONTAINING SELF-ADHESIVE LAYER STRUCTURE**

[00110] In accordance with the invention, the buprenorphine-containing self-adhesive layer structure comprises a buprenorphine-impermeable backing layer, and a buprenorphine-containing pressure-sensitive adhesive layer coated thereon. In a preferred embodiment, the buprenorphine-containing self-adhesive layer structure consists of these two elements.

[00111] The buprenorphine-containing pressure-sensitive adhesive layer may be coated at any dry weight, but is preferably coated at a dry weight of more than about  $6 \text{ mg/cm}^2$  (about  $60 \text{ g/m}^2$ ), or of more than about  $8 \text{ mg/cm}^2$  (about  $80 \text{ g/m}^2$ ), or ranging from about  $6 \text{ mg/cm}^2$  (about  $60 \text{ g/m}^2$ ) to about  $14 \text{ mg/cm}^2$  (about  $140 \text{ g/m}^2$ ), or from about  $8 \text{ mg/cm}^2$  (about  $80 \text{ g/m}^2$ ) to about  $14 \text{ mg/cm}^2$  (about  $140 \text{ g/m}^2$ ). Specifically, the dry weight is more than about  $10 \text{ mg/cm}^2$  (about  $100 \text{ g/m}^2$ ), or ranges from about  $10 \text{ mg/cm}^2$  (about  $100 \text{ g/m}^2$ ) to about  $13 \text{ mg/cm}^2$  (about  $130 \text{ g/m}^2$ ),



- 36 -

or ranges from about 11.5 mg/cm<sup>2</sup>(about 115 g/m<sup>2</sup>) to about 12.5 mg/cm<sup>2</sup>(about 125 g/m<sup>2</sup>), or is specifically about 12 mg/cm<sup>2</sup> (about 120 g/m<sup>2</sup>).

**[00112]** The dry buprenorphine-containing pressure-sensitive adhesive layer preferably contains buprenorphine base, but may contain an equimolar amount of a pharmaceutically acceptable salt. According to the invention, preferably more than 5%, or more than about 6%, or more than about 7%, or more than about 8%, or more than about 9%, or from about 6% to about 20%, or from about 7% to about 20%, or from about 8% to about 20%, or from about 9% to about 20%, or from about 6% to about 15%, or from about 7% to about 15%, or from about 8 to about 15%, or from about 9 to about 15% buprenorphine base or an equimolar amount of a pharmaceutically acceptable salt based on the total dry weight of the dry buprenorphine-containing pressure-sensitive adhesive layer is contained in the dry buprenorphine-containing pressure-sensitive adhesive layer. In a specific embodiment, about 10% buprenorphine base is contained in the dry buprenorphine-containing pressure-sensitive adhesive layer.

**[00113]** Preferably, the TTS contains in the pressure-sensitive adhesive layer more than about 0.55 mg/cm<sup>2</sup>, or more than about 0.6 mg/cm<sup>2</sup>, or more than about 0.7 mg/cm<sup>2</sup>, or more than about 0.8 mg/cm<sup>2</sup>, or more than about 0.9 mg/cm<sup>2</sup>, or more than about 1 mg/cm<sup>2</sup>, or more than about 1.1 mg/cm<sup>2</sup>, buprenorphine base, or from about 0.55 mg/cm<sup>2</sup> to about 2 mg/cm<sup>2</sup>, or from about 0.6 mg/cm<sup>2</sup> to about 2 mg/cm<sup>2</sup>, or from about 0.7 mg/cm<sup>2</sup> to about 2 mg/cm<sup>2</sup>, or from about 0.8 mg/cm<sup>2</sup> to about 2 mg/cm<sup>2</sup>, or from about 0.9 mg/cm<sup>2</sup> to about 2 mg/cm<sup>2</sup>, or from about 1 mg/cm<sup>2</sup> to about 2 mg/cm<sup>2</sup>, or from about 1.1 mg/cm<sup>2</sup> to about 2 mg/cm<sup>2</sup> buprenorphine base or contains about 1.2 mg/cm<sup>2</sup> buprenorphine base. The TTS may also contain equimolar amounts of pharmaceutically acceptable salts.

**[00114]** In order to provide the desired delivery rate of buprenorphine, a carboxylic acid is present. The carboxylic acid may be selected from the group consisting of C<sub>3</sub> to C<sub>24</sub> carboxylic acids including oleic acid, linoleic acid, linolenic acid, levulinic acid and mixtures thereof, wherein levulinic acid is preferred.

Alternatively or in addition, a substance selected from the group consisting of

- 37 -

alcohols and esters may be present. The buprenorphine is in mixture with, e.g., dissolved in, the carboxylic acid, e.g., the levulinic acid, and this mixture, e.g., solution, is dispersed in the form of small deposits, e.g., droplets, in the matrix layer. Buprenorphine, with its known physicochemical properties, namely its poor  
5 solubility, its comparatively high melting point of 216° C, and its high molecular weight, tends readily towards crystallization. For this reason, a solubilizer with at least one acidic group (alternatively with an alcoholic or ester group) is used in order to prevent the buprenorphine from crystallizing during the storage of the pharmaceutical form. Buprenorphine and levulinic acid have an extremely low  
10 solubility in polysiloxanes. As a consequence of this, it is possible to solubilize buprenorphine in levulinic acid and to disperse this mixture in the form of small deposits (e.g. droplets) in a matrix layer prepared on the basis of polysiloxanes as described herein.

**[00115]** Levulinic acid is sparingly soluble in the organic solvents of the  
15 adhesives. Consequently, the liquid mixture of buprenorphine and levulinic acid can be dispersed in the solution of the adhesive, with the dispersion being retained following removal of the solvent. In a matrix layer of this kind, the solubility of the buprenorphine is dependent virtually only on the amount of the levulinic acid.

**[00116]** The amount of the dispersed mixture of buprenorphine, e.g.,  
20 buprenorphine base, and the carboxylic acid, e.g., levulinic acid, can be up to about 40% by weight, it being preferred not to exceed about 25% or about 20% by weight and ranges from about 15% to about 25%, or from about 15% to about 20%, or from about 17% to about 20%. The size of the deposit, e.g., droplet (diameter) itself ought preferably not to exceed about 150 µm, or ranges from about 1 to about 150 µm,  
25 preferably from about 1 to about 50 µm, or from about 5 to about 50 µm, or from about 1 to about 25 µm or from about 5 to about 25 µm. The preferred size is dependent, furthermore, on the thickness of the matrix layer.

**[00117]** Since the carboxylic acid, e.g., the levulinic acid, can likewise be absorbed through the skin, the amount in the TTS becomes less as the time of  
30 application elapses, and leads to a reduction of the solubility of buprenorphine. As a

- 38 -

result, the decrease in the thermodynamic activity of buprenorphine due to depletion is compensated by the reduced drug solubility in the buprenorphine/levulinic acid deposits.

**[00118]** According to the invention the dry buprenorphine-containing pressure-sensitive adhesive layer contains more than about 5%, or more than about 6%, or more than about 7%, or more than about 8%, or more than about 9%, or from about 6% to about 20%, or from about 7% to about 20%, or from about 8 to about 20%, or from about 9 to about 20%, or from about 5 % to about 15%, or from about 6 % to about 15%, or from about 6 % to about 9%, or from about 9 % to about 15% carboxylic acid, e.g., levulinic acid based on the total dry weight of the dry buprenorphine-containing pressure-sensitive adhesive layer. In a specific embodiment the dry buprenorphine-containing pressure-sensitive adhesive layer contains from about 6% to about 11% levulinic acid, or from about 6 % to about 9% or from about 9 % to about 15% levulinic acid, or about 7% levulinic acid or about 10% levulinic acid. According to a specific embodiment the pressure-sensitive adhesive layer contains the same %-amount of levulinic acid and buprenorphine base or equimolar amounts of pharmaceutically acceptable salts. According to another specific embodiment, the pressure-sensitive adhesive layer contains less %-amount of levulinic acid than it contains %-amount of buprenorphine base or equimolar amounts of pharmaceutically acceptable salts.

**[00119]** According to a specific embodiment, the pressure-sensitive adhesive layer contains more than about 9% to about 15% buprenorphine base and from about 6% to about 9% levulinic acid or from more than about 9% to about 15% buprenorphine base, and from about 9% to about 15% levulinic acid based on the total dry weight.

**[00120]** According to a certain embodiment, the pressure-sensitive adhesive layer is coated at a dry weight of from about 10 mg/cm<sup>2</sup> to about 14 mg/cm<sup>2</sup>, or from about 11.5 mg/cm<sup>2</sup> to about 12.5 mg/cm<sup>2</sup>, or is about 12 mg/cm<sup>2</sup>, and the dry pressure-sensitive adhesive layer contains from about 7% to about 13% or from about 8 % to about 12 %, or from about 9 % to about 11% or about 10%

- 39 -

buprenorphine base and from about 6 % to about 8%, or about 7% levulinic acid. In a specific embodiment the dry pressure-sensitive adhesive layer has a dry weight of about 12 mg/cm<sup>2</sup> and contains about 7% levulinic acid and about 10% buprenorphine base.

5    **[00121]**       According to a certain other embodiment, the pressure-sensitive adhesive layer is coated at a dry weight of from about 10 mg/cm<sup>2</sup> to about 14 mg/cm<sup>2</sup>, or from about 11.5 mg/cm<sup>2</sup> to about 12.5 mg/cm<sup>2</sup>, or is about 12 mg/cm<sup>2</sup>, and the dry pressure-sensitive adhesive layer contains from about 7 % to about 13% or from about 8 % to about 12 %, or from about 9 % to about 11% or about 10%  
10   buprenorphine base and from about 8 to about 12 % or about 10% levulinic acid. In a specific embodiment, the dry pressure-sensitive adhesive layer has a dry weight of about 12 mg/cm<sup>2</sup>, and contains about 10% levulinic acid and about 10% buprenorphine base.

**[00122]**       In accordance with the above, the TTS contains more than about  
15   0.55 mg/cm<sup>2</sup>, or more than about 0.6 mg/cm<sup>2</sup>, or more than about 0.7 mg/cm<sup>2</sup>, or more than about 0.8 mg/cm<sup>2</sup>, or more than about 0.9 mg/cm<sup>2</sup>, or more than about 1 mg/cm<sup>2</sup>, or more than about 1.1 mg/cm<sup>2</sup> buprenorphine base or from about 0.6 mg/cm<sup>2</sup> to about 2 mg/cm<sup>2</sup>, or from about 0.7 mg/cm<sup>2</sup> to about 2 mg/cm<sup>2</sup>, or from about 0.8 mg/cm<sup>2</sup> to about 2 mg/cm<sup>2</sup>, or from about 0.9 mg/cm<sup>2</sup> to about 2 mg/cm<sup>2</sup>,  
20   or from about 1 mg/cm<sup>2</sup> to about 2 mg/cm<sup>2</sup>, or from about 1.1 mg/cm<sup>2</sup> to about 2 mg/cm<sup>2</sup> buprenorphine base or contains about 1.2 mg/cm<sup>2</sup> buprenorphine base or an equimolar amount of a pharmaceutically acceptable salt thereof. In certain embodiments, buprenorphine base is preferred. According to a specific embodiment, the pressure-sensitive adhesive layer contains the same amounts of levulinic acid and  
25   buprenorphine base. According to another specific embodiment, the pressure-sensitive adhesive layer contains less levulinic acid than it contains buprenorphine base or an equimolar amount of a pharmaceutically acceptable salt thereof.

**[00123]**       According to a certain embodiment of the invention, the pressure-sensitive adhesives in the buprenorphine-containing layer and in the active agent-free  
30   layer are different, and the adhesive in the active agent-free layer is a pressure-

- 40 -

sensitive adhesive based on polyacrylates. According to certain other embodiments, the adhesive in the active agent-containing and the active agent-free layer are the same and are an amine-resistant pressure-sensitive adhesive based on polysiloxane. According to certain embodiments, the polysiloxane is a product of the condensation  
5 reaction of silanol endblocked polydimethylsiloxane with a silica resin and the residual silanol functionality is capped with trimethylsiloxy groups and characterized by a solution viscosity at 25°C and about 60% solids content in heptanes of about 500 mPa s or of about 450 mPa s. According to certain embodiments, the buprenorphine-containing pressure-sensitive adhesive layer is coated at a dry weight  
10 of about 12 mg/cm<sup>2</sup> and contains about 10% buprenorphine base and about 10% levulinic acid.

**[00124]** According to certain embodiments, the area of release ranges from about 1 cm<sup>2</sup> to about 38 cm<sup>2</sup>, or is less than 25 cm<sup>2</sup>, or less than 22 cm<sup>2</sup>, or ranges from about 1.5 to about 25 cm<sup>2</sup>, or from about 1.5 to about 22 cm<sup>2</sup>, or from about 1.5  
15 to about 20 cm<sup>2</sup>, or is about 3 cm<sup>2</sup>, or about 6 cm<sup>2</sup>, or about 10 cm<sup>2</sup>, or about 15 cm<sup>2</sup> or about 20 cm<sup>2</sup>.

**[00125]** According to certain embodiments, the TTS contains from about 1 mg to about 32 mg of buprenorphine base or an equimolar amount of a pharmaceutically acceptable salt thereof, or from about 1 mg to about 28 mg, or from about 2 mg to  
20 about 25 mg, or from about 2 mg to about 24 mg of buprenorphine base or an equimolar amount of a pharmaceutically acceptable salt thereof. Considering five different increasing dosage strengths, the TTS in specific cases preferably contains

- a) from about 1 mg to about 4 mg, or from about 1 mg to about 4.5 mg, preferably from about 1 mg to about 3.5 mg, or from about 2 mg to about  
25 4 mg, more preferably from about 1 mg to about 3 mg, or from about 2.5 mg to about 4 mg, or about 3 mg buprenorphine base or an equimolar amount of a pharmaceutically acceptable salt thereof, or
- b) from about 3.5 mg to about 8 mg, or from about 4 mg to about 9 mg, preferably from about 3.5 mg to about 7 mg, or from about 5 mg to about 8  
30 mg, more preferably from about 3.5 mg to about 6 mg, or from about 5 mg to

- 41 -

about 7 mg, or about 6 mg buprenorphine base or an equimolar amount of a pharmaceutically acceptable salt thereof, or

- 5 c) from about 6.5 mg to about 16 mg, or from about 8 mg to about 14 mg, preferably from about 6.5 mg to about 14 mg, or from about 10 mg to about 14 mg, more preferably from about 6.5 mg to about 11 mg, or from about 11 mg to about 13 mg, or about 12 mg buprenorphine base or an equimolar amount of a pharmaceutically acceptable salt thereof, or
- 10 d) from about 11.5 mg to about 24 mg, or from about 15 mg to about 20 mg, preferably from about 11.5 mg to about 21 mg, or from about 16 mg to about 19 mg, more preferably from about 11.5 mg to about 14 mg, or from about 17 mg to about 19 mg, or about 18 mg buprenorphine base or an equimolar amount of a pharmaceutically acceptable salt thereof, or
- 15 e) from about 15 mg to about 32 mg, or from about 20 mg to about 28 mg, preferably from about 15 mg to about 28 mg, or from about 21 mg to about 26 mg, more preferably from about 15 mg to about 24 mg, or from about 22 mg to about 25 mg, or about 24 mg of buprenorphine base or an equimolar amount of a pharmaceutically acceptable salt thereof.

Correspondingly the area of release ranges from about 1 cm<sup>2</sup> to about 38 cm<sup>2</sup>, or from 1.5 cm<sup>2</sup> to about 24 cm<sup>2</sup>, or ranges from 1.5 cm<sup>2</sup> to about 22 cm<sup>2</sup>, or ranges from 1.5 cm<sup>2</sup> to about 20 cm<sup>2</sup> and with respect to the five specific preferred dosage strengths a) to e)

20

- 25 a) ranges from about 1 cm<sup>2</sup> to about 4.8 cm<sup>2</sup>, or from about 1.5 cm<sup>2</sup> to about 5.5 cm<sup>2</sup>, preferably from about 1 cm<sup>2</sup> to about 4.5 cm<sup>2</sup>, or from about 2 cm<sup>2</sup> to about 4 cm<sup>2</sup>, more preferably from about 2.5 cm<sup>2</sup> to about 4 cm<sup>2</sup>, or from about 2 cm<sup>2</sup> to about 3 cm<sup>2</sup>, or is about 2.5 cm<sup>2</sup>, or
- b) ranges from about 3 cm<sup>2</sup> to about 9.5 cm<sup>2</sup>, or from about 3 cm<sup>2</sup> to about 9 cm<sup>2</sup>, preferably from about 3 cm<sup>2</sup> to about 9 cm<sup>2</sup>, or from about 4.5 cm<sup>2</sup> to about 7.5 cm<sup>2</sup>, more preferably from about 5 cm<sup>2</sup> to about 8 cm<sup>2</sup>, or from about 4.5 cm<sup>2</sup> to about 6 cm<sup>2</sup>, or is about 5 cm<sup>2</sup>, or

- 42 -

- c) ranges from about 6 cm<sup>2</sup> to about 19 cm<sup>2</sup>, or from about 6 cm<sup>2</sup> to about 14 cm<sup>2</sup>, preferably from about 6 cm<sup>2</sup> to about 18 cm<sup>2</sup>, or from about 8 cm<sup>2</sup> to about 12 cm<sup>2</sup>, more preferably from about 10 cm<sup>2</sup> to about 16 cm<sup>2</sup>, or from about 9 cm<sup>2</sup> to about 11 cm<sup>2</sup>, or is about 10 cm<sup>2</sup>, or
- 5 d) ranges from about 12 cm<sup>2</sup> to about 28.5 cm<sup>2</sup>, or from about 13 cm<sup>2</sup> to about 17 cm<sup>2</sup>, preferably from about 12 cm<sup>2</sup> to about 27 cm<sup>2</sup>, or from about 13 cm<sup>2</sup> to about 16 cm<sup>2</sup>, more preferably from about 17 cm<sup>2</sup> to about 23 cm<sup>2</sup>, or from about 14 cm<sup>2</sup> to about 16 cm<sup>2</sup>, or is about 15 cm<sup>2</sup>, or
- 10 e) ranges from about 16 cm<sup>2</sup> to about 38 cm<sup>2</sup>, or from about 16 cm<sup>2</sup> to about 24 cm<sup>2</sup>, preferably or from about 16 cm<sup>2</sup> to about 35 cm<sup>2</sup>, or from about 17 cm<sup>2</sup> to about 22 cm<sup>2</sup>, more preferably from about 23.5 cm<sup>2</sup> to about 32 cm<sup>2</sup>, or from about 18 cm<sup>2</sup> to about 21 cm<sup>2</sup>, or is about 20 cm<sup>2</sup>.

A further TTS providing a dosage strength between strength b) and c) contains from about 5.5 mg to about 13 mg buprenorphine base or an

15 equimolar amount of a pharmaceutically acceptable salt thereof and the area of release ranges from about 5 cm<sup>2</sup> to about 14 cm<sup>2</sup>, preferably from about 5 cm<sup>2</sup> to about 13.5 cm<sup>2</sup>.

In such embodiments the dry pressure-sensitive adhesive layer preferably comprises a pressure-sensitive adhesive based on polysiloxanes and has preferably a dry weight

20 of about 6 mg/cm<sup>2</sup>, 7.5 mg/cm<sup>2</sup>, 8 mg/cm<sup>2</sup>, 9 mg/cm<sup>2</sup>, 10.5 mg/cm<sup>2</sup>, or 12 mg/cm<sup>2</sup> and contains 10% buprenorphine base.

**[00126]** According to certain preferred embodiments, the TTS contains with respect to five dosage strengths a) to e) the following amounts of buprenorphine base or an equimolar amount of a pharmaceutically acceptable salt thereof and provides

25 the following corresponding area of release ranges:

a)

a)	about 1 cm <sup>2</sup> to about 4.8 cm <sup>2</sup>	about 1 cm <sup>2</sup> to about 4.5 cm <sup>2</sup>	about 2.5 cm <sup>2</sup> to about 4 cm <sup>2</sup>
about 1 mg to about 4 mg	X	X	X
about 1 mg to about 3.5 mg	X	X	X

- 43 -

about 1 mg to about 3 mg	X	X	X
-----------------------------	---	---	---

b)

b)	about 3 cm <sup>2</sup> to about 9.5 cm <sup>2</sup>	about 3 cm <sup>2</sup> to about 9 cm <sup>2</sup>	about 5 cm <sup>2</sup> to about 8 cm <sup>2</sup>
about 3.5 mg to about 8 mg	X	X	X
about 3.5 mg to about 7 mg	X	X	X
about 3.5 mg to about 6 mg	X	X	X

c)

c)	about 6 cm <sup>2</sup> to about 19 cm <sup>2</sup>	about 6 cm <sup>2</sup> to about 18 cm <sup>2</sup>	about 10 cm <sup>2</sup> to about 16 cm <sup>2</sup>
about 6.5 mg to about 16 mg	X	X	X
about 6.5 mg to about 14 mg	X	X	X
about 6.5 mg to about 11 mg	X	X	X

d)

d)	about 12 cm <sup>2</sup> to about 28.5 cm <sup>2</sup>	about 12 cm <sup>2</sup> to about 27 cm <sup>2</sup>	about 17 cm <sup>2</sup> to about 23 cm <sup>2</sup>
about 11.5 mg to about 24 mg	X	X	X
about 11.5 mg to about 21 mg	X	X	X
about 11.5 mg to about 14 mg	X	X	X

e)

e)	about 16 cm <sup>2</sup> to about 38 cm <sup>2</sup>	about 16 cm <sup>2</sup> to about 35 cm <sup>2</sup>	about 23.5 cm <sup>2</sup> to about 32 cm <sup>2</sup>
about 15 mg to about 32 mg	X	X	X
about 15 mg to about 28 mg	X	X	X



- 44 -

about 15 mg to about 24 mg	X	X	X
-------------------------------	---	---	---

The further TTS providing the dosage strength between strength b) and c) provides from about 5.5 mg to about 13 mg buprenorphine base or an equimolar amount of a pharmaceutically acceptable salt thereof and the area of release ranges from about 5 cm<sup>2</sup> to about 14 cm<sup>2</sup>, or  
 5 from about 5.5 mg to about 13 mg buprenorphine base or an equimolar amount of a pharmaceutically acceptable salt thereof and the area of release ranges from about 5 cm<sup>2</sup> to about 13.5 cm<sup>2</sup>.

## 10 SET OF TRANSDERMAL THERAPEUTIC SYSTEMS

[00127] For the treatment of pain a patient needs to be titrated to the individual dose of buprenorphine to adequately control the pain. In order to meet the individual requirements five different dosage strengths are provided in accordance with the  
 15 invention.

[00128] According to one aspect, the invention relates to a set of two (first and second, or second and third, or third and fourth, or fourth and fifth TTS, or any other combination of two of the five different dosage strengths), three (first to third, or second to fourth or third to fifth TTS, or any other combination of three of the five  
 20 different dosage strengths), four (first to fourth or second to fifth TTS, or any other combination of four of the five different dosage strengths) or five (first to fifth TTS) different transdermal therapeutic systems in accordance with the invention, wherein : the first transdermal therapeutic system provides a size of said buprenorphine-containing pressure-sensitive adhesive layer providing the area of release ranging  
 25 from about 1 cm<sup>2</sup> to about 4.8 cm<sup>2</sup>, or from about 1.5 cm<sup>2</sup> to about 5.5 cm<sup>2</sup> and contains an amount of said buprenorphine from about 1 mg to about 4 mg, or from about 1 mg to about 4.5 mg buprenorphine base or an equimolar amount of a pharmaceutically acceptable salt thereof; and the second transdermal therapeutic system provides a size of said buprenorphine-

- 45 -

containing pressure-sensitive adhesive layer providing the area of release ranging from about 3 cm<sup>2</sup> to about 9.5 cm<sup>2</sup>, or from about 3 cm<sup>2</sup> to about 9 cm<sup>2</sup> and contains an amount of said buprenorphine from about 3.5 mg to about 8 mg, or from about 4 mg to about 9 mg buprenorphine base or an equimolar amount of a pharmaceutically acceptable salt thereof; and

5 the third transdermal therapeutic system provides a size of said buprenorphine-containing pressure-sensitive adhesive layer providing the area of release ranging from about 6 cm<sup>2</sup> to about 19 cm<sup>2</sup>, or from about 6 cm<sup>2</sup> to about 14 cm<sup>2</sup> and contains an amount of said buprenorphine from about 6.5 mg to about 16 mg, or from about 8

10 mg to about 14 mg buprenorphine base or an equimolar amount of a pharmaceutically acceptable salt thereof; and

the fourth transdermal therapeutic system provides a size of said buprenorphine-containing pressure-sensitive adhesive layer providing the area of release ranging from about 12 cm<sup>2</sup> to about 28.5 cm<sup>2</sup>, or from about 13 cm<sup>2</sup> to about 17 cm<sup>2</sup> and

15 contains an amount of said buprenorphine from about 11.5 mg to about 24 mg, or from about 15 mg to about 20 mg buprenorphine base or an equimolar amount of a pharmaceutically acceptable salt thereof; and

the fifth transdermal therapeutic system provides a size of said buprenorphine-containing pressure-sensitive adhesive layer providing the area of release ranging

20 from about 16 cm<sup>2</sup> to about 38 cm<sup>2</sup>, or from about 16 cm<sup>2</sup> to about 24 cm<sup>2</sup> and contains an amount of said buprenorphine from about 15 mg to about 32 mg, or from about 20 mg to about 28 mg buprenorphine base or an equimolar amount of a pharmaceutically acceptable salt thereof. The set of two to five different transdermal therapeutic systems in accordance with this paragraph can be expanded by one or

25 more further transdermal therapeutic system(s) which may provide smaller, greater or intermediate areas of release and amounts of buprenorphine compared with the five different transdermal therapeutic systems described above, preferably the set of two to five different transdermal therapeutic systems is expanded by a further transdermal therapeutic system which provides a size of said buprenorphine-

30 containing pressure-sensitive adhesive layer providing the area of release ranging

- 46 -

from about 5 cm<sup>2</sup> to about 14 cm<sup>2</sup> and contains an amount of said buprenorphine from about 5.5 mg to about 13 mg buprenorphine base or an equimolar amount of a pharmaceutically acceptable salt thereof, providing an intermediate transdermal therapeutic system between the second and the third transdermal therapeutic system.

- 5 Alternatively, one of the transdermal therapeutic systems of the set of two to five different transdermal therapeutic systems can be replaced by such a further transdermal therapeutic system.

**[00129]** The invention relates also to set of transdermal therapeutic systems, wherein:

- 10 the first transdermal therapeutic system provides a size of said buprenorphine-containing pressure-sensitive adhesive layer providing the area of release ranging from about 1 cm<sup>2</sup> to about 4.5 cm<sup>2</sup>, or from about 2 cm<sup>2</sup> to about 4 cm<sup>2</sup> and contains an amount of said buprenorphine from about 1 mg to about 4 mg, or from about 1 mg to about 3.5 mg, or from about 2 mg to about 4 mg buprenorphine base or an
- 15 equimolar amount of a pharmaceutically acceptable salt thereof; and the second transdermal therapeutic system provides a size of said buprenorphine-containing pressure-sensitive adhesive layer providing the area of release ranging from about 3 cm<sup>2</sup> to about 9 cm<sup>2</sup>, or from about 4.5 cm<sup>2</sup> to about 7.5 cm<sup>2</sup> and contains an amount of said buprenorphine from about 3.5 mg to about 8 mg, or from
- 20 about 3.5 mg to about 7 mg, or from about 5 mg to about 8 mg buprenorphine base or an equimolar amount of a pharmaceutically acceptable salt thereof; and the third transdermal therapeutic system provides a size of said buprenorphine-containing pressure-sensitive adhesive layer providing the area of release ranging from about 6 cm<sup>2</sup> to about 18 cm<sup>2</sup>, or from about 8 cm<sup>2</sup> to about 12 cm<sup>2</sup> and contains
- 25 an amount of said buprenorphine from about 6.5 mg to about 16 mg, or from about 6.5 mg to about 14 mg, or from about 10 mg to about 14 mg buprenorphine base or an equimolar amount of a pharmaceutically acceptable salt thereof; and the fourth transdermal therapeutic system provides a size of said buprenorphine-containing pressure-sensitive adhesive layer providing the area of release ranging
- 30 from about 12 cm<sup>2</sup> to about 27 cm<sup>2</sup>, or from about 13 cm<sup>2</sup> to about 16 cm<sup>2</sup> and

- 47 -

contains an amount of said buprenorphine from about 11.5 mg to about 21 mg, or from about 11.5 mg to about 24 mg, or from about 16 mg to about 19 mg buprenorphine base or an equimolar amount of a pharmaceutically acceptable salt thereof; and

- 5 the fifth transdermal therapeutic system provides a size of said buprenorphine-containing pressure-sensitive adhesive layer providing the area of release ranging from about 16 cm<sup>2</sup> to about 35 cm<sup>2</sup>, or from about 17 cm<sup>2</sup> to about 22 cm<sup>2</sup> and contains an amount of said buprenorphine from about 15 mg to about 32 mg, or from about 15 mg to about 28 mg, or from about 21 mg to about 26 mg buprenorphine
- 10 base or an equimolar amount of a pharmaceutically acceptable salt thereof. The set of two to five different transdermal therapeutic systems in accordance with this paragraph can be expanded by one or more further transdermal therapeutic system(s) which may provide smaller, greater or intermediate areas of release and amounts of buprenorphine compared with the five different transdermal therapeutic systems
- 15 described above, preferably the set of two to five different transdermal therapeutic systems is expanded by a further transdermal therapeutic system which provides a size of said buprenorphine-containing pressure-sensitive adhesive layer providing the area of release ranging from about 5 cm<sup>2</sup> to about 13.5 cm<sup>2</sup> and contains an amount of said buprenorphine from about 5.5 mg to about 13 mg buprenorphine base or an
- 20 equimolar amount of a pharmaceutically acceptable salt thereof, providing an intermediate transdermal therapeutic system between the second and the third transdermal therapeutic system. Alternatively, one of the transdermal therapeutic systems of the set of two to five different transdermal therapeutic systems can be replaced by such a further transdermal therapeutic system.

- 25 **[00130]** The invention relates also to set of different transdermal therapeutic, wherein:

- the first transdermal therapeutic system provides a size of said buprenorphine-containing pressure-sensitive adhesive layer providing the area of release ranging from about 2.5 cm<sup>2</sup> to about 4 cm<sup>2</sup>, or from about 2 cm<sup>2</sup> to about 3 cm<sup>2</sup> and contains
- 30 an amount of said buprenorphine from about 1 mg to about 3 mg, or from about 2.5

- 48 -

mg to about 4 mg buprenorphine base or an equimolar amount of a pharmaceutically acceptable salt thereof; and

the second transdermal therapeutic system provides a size of said buprenorphine-containing pressure-sensitive adhesive layer providing the area of release ranging

5 from about 5 cm<sup>2</sup> to about 8 cm<sup>2</sup>, or from about 4.5 cm<sup>2</sup> to about 6 cm<sup>2</sup> and contains an amount of said buprenorphine from about 3.5 mg to about 6 mg, or from about 5 mg to about 7 mg buprenorphine base or an equimolar amount of a pharmaceutically acceptable salt thereof; and

the third transdermal therapeutic system provides a size of said buprenorphine-

10 containing pressure-sensitive adhesive layer providing the area of release ranging from about 10 cm<sup>2</sup> to about 16 cm<sup>2</sup>, or from about 9 cm<sup>2</sup> to about 11 cm<sup>2</sup> and contains an amount of said buprenorphine from about 6.5 mg to about 11 mg, or from about 11 mg to about 13 mg buprenorphine base or an equimolar amount of a pharmaceutically acceptable salt thereof; and

15 the fourth transdermal therapeutic system provides a size of said buprenorphine-containing pressure-sensitive adhesive layer providing the area of release ranging from about 17 cm<sup>2</sup> to about 23 cm<sup>2</sup>, or from about 14 cm<sup>2</sup> to about 16 cm<sup>2</sup> and contains an amount of said buprenorphine from about 11.5 mg to about 14 mg, or from about 17 mg to about 19 mg buprenorphine base or an equimolar amount of a

20 pharmaceutically acceptable salt thereof; and

the fifth transdermal therapeutic system provides a size of said buprenorphine-containing pressure-sensitive adhesive layer providing the area of release ranging from about 23.5 cm<sup>2</sup> to about 32 cm<sup>2</sup>, or from about 18 cm<sup>2</sup> to about 21 cm<sup>2</sup> and contains an amount of said buprenorphine from about 15 mg to about 24 mg, or from

25 about 22 mg to about 25 mg buprenorphine base or an equimolar amount of a pharmaceutically acceptable salt thereof. The set of two to five different transdermal therapeutic systems in accordance with this paragraph can be expanded by one or more further transdermal therapeutic system(s) which may provide smaller, greater or intermediate areas of release and amounts of buprenorphine compared with the

30 five different transdermal therapeutic systems described above, preferably the set of

- 49 -

two to five different transdermal therapeutic systems is expanded by a further transdermal therapeutic system which provides a size of said buprenorphine-containing pressure-sensitive adhesive layer providing the area of release ranging from about 5 cm<sup>2</sup> to about 13.5 cm<sup>2</sup> and contains an amount of said buprenorphine  
5 from about 5.5 mg to about 13 mg buprenorphine base or an equimolar amount of a pharmaceutically acceptable salt thereof, providing an intermediate transdermal therapeutic system between the second and the third transdermal therapeutic system. Alternatively, one of the transdermal therapeutic systems of the set of two to five different transdermal therapeutic systems can be replaced by such a further  
10 transdermal therapeutic system.

**[00131]** In a further aspect of the invention a transdermal therapeutic system selected from a set of transdermal therapeutic systems as described in the previous paragraphs is provided wherein buprenorphine is present in the form of buprenorphine base and wherein  
15 the first transdermal therapeutic system when tested in a comparative clinical study is bioequivalent to a reference product having an area of release of about 6.25 cm<sup>2</sup> and providing a nominal mean release rate of about 5 µg/hr over about 168 hours of administration,  
the second transdermal therapeutic system when tested in a comparative clinical  
20 study is bioequivalent to a reference product having an area of release of about 12.5 cm<sup>2</sup> and providing a nominal mean release rate of about 10 µg/hr over about 168 hours of administration,  
the third transdermal therapeutic system when tested in a comparative clinical study is bioequivalent to a reference product having an area of release of about 25 cm<sup>2</sup> and  
25 providing a nominal mean release rate of about 20 µg/hr over about 168 hours of administration,  
the fourth transdermal therapeutic system when tested in a comparative clinical study is bioequivalent to a reference product having an area of release of about 37.5 cm<sup>2</sup> and providing a nominal mean release rate of about 30 µg/hr over about 168 hours of  
30 administration,

- 50 -

the fifth transdermal therapeutic system when tested in a comparative clinical study is bioequivalent to a reference product having an area of release of about 50 cm<sup>2</sup> and providing a nominal mean release rate of about 40 µg/hr over about 168 hours of administration,

- 5 the further transdermal therapeutic system when tested in a comparative clinical study is bioequivalent to a reference product having an area of release of about 18.75 cm<sup>2</sup> and providing a nominal mean release rate of about 15 µg/hr over about 168 hours of administration,

wherein the reference product is prepared by the following steps:

- 10 1. mixing of 1,139 g of a 47.83 % polyacrylate solution of a self-crosslinked acrylate copolymer of 2-ethylhexyl acrylate, vinyl acetate, acrylic acid (solvent: ethyl acetate:heptanes:isopropanol:toluene:acetylacetonate in the ratio of 37:26:26:4:1), 100 g of levulinic acid, 150 g of oleyl oleate, 100 g of polyvinylpyrrolidone, 150 g of ethanol, 200 g of ethyl acetate, and 100 g of buprenorphine base to provide a mixture;
- 15 2. stirring the mixture of step 1 for about 2 hours and controlling the dissolution of all solids visually whereas controlling the evaporation loss by reweighing and replenishing the possible solvent loss by ethyl acetate;
- 20 3. subsequently applying the mixture on a transparent polyester film in such a manner that the mass per unit area of the dry adhesive layer amounts to about 80 g/m<sup>2</sup> wherein the polyester film is rendered removable by means of siliconization and serves as protective layer;
- 25 4. removing the solvents of the mixture applied on a transparent polyester film in step 3 by drying with heated air which is led over a moist lane resulting in evaporation of the solvents, but also in melting of the levulinic acid and covering the adhesive film with a polyester foil;
5. punching the area of release of 6.25 cm<sup>2</sup>, 12.5 cm<sup>2</sup>, 18.75 cm<sup>2</sup>, 25 cm<sup>2</sup>, 37.5 cm<sup>2</sup> and 50 cm<sup>2</sup>, respectively, by means of suitable cutting tools and removing the edges left between the individual systems.

[00132] According to one aspect, the invention relates to a transdermal therapeutic system described as first transdermal therapeutic system in the previous paragraphs wherein buprenorphine is present in the form of buprenorphine base and which is when tested in a comparative clinical study bioequivalent to the commercial product BuTrans®, also known as Norspan®, having an area of release of 6.25 cm<sup>2</sup>.

[00133] According to one aspect, the invention relates to a transdermal therapeutic system described as second transdermal therapeutic system in the previous paragraphs wherein buprenorphine is present in the form of buprenorphine base and which is when tested in a comparative clinical study bioequivalent to the commercial product BuTrans®, also known as Norspan®, having an area of release of 12.5 cm<sup>2</sup>.

[00134] According to one aspect, the invention relates to a transdermal therapeutic system described as third transdermal therapeutic system in the previous paragraphs wherein buprenorphine is present in the form of buprenorphine base and which is when tested in a comparative clinical study bioequivalent to the commercial product BuTrans®, also known as Norspan®, having an area of release of 25 cm<sup>2</sup>.

[00135] According to one aspect, the invention relates to a transdermal therapeutic system comprising buprenorphine for the transdermal administration of buprenorphine selected from:

a first transdermal therapeutic system providing a size of the area of release ranging from about 1 cm<sup>2</sup> to about 4.8 cm<sup>2</sup> and containing an amount of said buprenorphine from 1 mg to about 4 mg buprenorphine base or an equimolar amount of a pharmaceutically acceptable salt thereof and providing a nominal mean release rate of about 5 µg/hr and/or providing a mean AUCt of more than 7,000 pg.hr/ml, preferably more than 8,000 pg.hr/ml, or of from more than 7,000 pg.hr/ml to about 16,000 pg.hr/ml, or of from more than 8,000 pg.hr/ml to about 16,000 pg.hr/ml over about 168 hours of administration after a single-dose administration to a subject population;

a second transdermal therapeutic system providing a size of the area of release ranging from about 3 cm<sup>2</sup> to about 9.5 cm<sup>2</sup> and containing an amount of said



- 52 -

buprenorphine from about 3.5 mg to about 8 mg buprenorphine base or an equimolar amount of a pharmaceutically acceptable salt thereof and providing a nominal mean release rate of about 10  $\mu\text{g/hr}$  and/or providing a mean AUCt of more than 14,000 pg.hr/ml, preferably of more than 16,000 pg.hr/ml, or of from more than 14,000 pg.hr/ml to about 32,000 pg.hr/ml, or of from more than 16,000 pg.hr/ml to about 32,000 pg.hr/ml over about 168 hours of administration after a single-dose administration to a subject population; and

a third transdermal therapeutic system providing a size of the area of release ranging from about 6  $\text{cm}^2$  to about 19  $\text{cm}^2$  and containing an amount of said buprenorphine from about 6.5 mg to about 16 mg buprenorphine base or an equimolar amount of a pharmaceutically acceptable salt thereof and providing a nominal mean release rate of about 20  $\mu\text{g/hr}$  and/or providing a mean AUCt of more than 28,000 pg.hr/ml, preferably of more than 32,000 pg.hr/ml, or of from more than 28,000 pg.hr/ml to about 64,000 pg.hr/ml, or of from more than 32,000 pg.hr/ml to about 64,000 pg.hr/ml over about 168 hours of administration after a single-dose administration to a subject population; and

a fourth transdermal therapeutic system providing a size of the area of release ranging from about 12  $\text{cm}^2$  to about 28.5  $\text{cm}^2$  and containing an amount of said buprenorphine from about 11.5 mg to about 24 mg buprenorphine base or an equimolar amount of a pharmaceutically acceptable salt thereof and providing a nominal mean release rate of about 30  $\mu\text{g/hr}$  and/or providing a mean AUCt of more than 42,000 pg.hr/ml, preferably of more than 48,000 pg.hr/ml, or of from more than 42,000 pg.hr/ml to about 96,000 pg.hr/ml, or of from more than 48,000 pg.hr/ml to about 96,000 pg.hr/ml over about 168 hours of administration after a single-dose administration to a subject population; and

a fifth transdermal therapeutic system providing a size of the area of release ranging from about 16  $\text{cm}^2$  to about 38  $\text{cm}^2$  and containing an amount of said buprenorphine from about 15 mg to about 32 mg buprenorphine base or an equimolar amount of a pharmaceutically acceptable salt thereof and providing a nominal mean release rate of about 40  $\mu\text{g/hr}$  and/or providing a mean AUCt of more than 62,000 pg.hr/ml,

- 53 -

preferably of more than 64,000 pg.hr/ml, or of from more than 62,000 pg.hr/ml to about 128,000 pg.hr/ml, or of from more than 64,000 pg.hr/ml to about 128,000 pg.hr/ml over about 168 hours of administration after a single-dose administration to a subject population; and

- 5 a further transdermal therapeutic system providing a size of the area of release ranging from about 5 cm<sup>2</sup> to about 14 cm<sup>2</sup> and containing an amount of said buprenorphine from about 5.5 mg to about 13 mg buprenorphine base or an equimolar amount of a pharmaceutically acceptable salt thereof and providing a nominal mean release rate of about 15 µg/hr and/or providing a mean AUC<sub>t</sub> of more  
10 than 22,000 pg.hr/ml, preferably of more than 24,000 pg.hr/ml, or of from more than 22,000 pg.hr/ml to about 48,000 pg.hr/ml, or of from more than 24,000 pg.hr/ml to about 48,000 pg.hr/ml over about 168 hours of administration after a single-dose administration to a subject population.

- [00136] According to one aspect, the invention relates to a transdermal  
15 therapeutic system comprising buprenorphine for the transdermal administration of buprenorphine selected from:
- a first transdermal therapeutic system providing a size of the area of release ranging from about 1 cm<sup>2</sup> to about 4.5 cm<sup>2</sup> and containing an amount of said buprenorphine from 1 mg to about 4 mg, or from 1 mg to about 3.5 mg buprenorphine base or an  
20 equimolar amount of a pharmaceutically acceptable salt thereof and providing a nominal mean release rate of about 5 µg/hr and/or providing a mean AUC<sub>t</sub> of more than 7,000 pg.hr/ml, preferably more than 8,000 pg.hr/ml, or of from more than 7,000 pg.hr/ml to about 16,000 pg.hr/ml, or of from more than 8,000 pg.hr/ml to about 16,000 pg.hr/ml over about 168 hours of administration after a single-dose  
25 administration to a subject population;
- a second transdermal therapeutic system providing a size of the area of release ranging from about 3 cm<sup>2</sup> to about 9 cm<sup>2</sup> and containing an amount of said buprenorphine from about 3.5 mg to about 8 mg, or from about 3.5 mg to about 7 mg buprenorphine base or an equimolar amount of a pharmaceutically acceptable salt  
30 thereof and providing a nominal mean release rate of about 10 µg/hr and/or

- 54 -

- providing a mean AUCt of more than 14,000 pg.hr/ml, preferably of more than 16,000 pg.hr/ml, or of from more than 14,000 pg.hr/ml to about 32,000 pg.hr/ml, or of from more than 16,000 pg.hr/ml to about 32,000 pg.hr/ml over about 168 hours of administration after a single-dose administration to a subject population; and
- 5 a third transdermal therapeutic system providing a size of the area of release ranging from about 6 cm<sup>2</sup> to about 18 cm<sup>2</sup> and containing an amount of said buprenorphine from about 6.5 mg to about 16 mg, or from about 6.5 mg to about 14 mg buprenorphine base or an equimolar amount of a pharmaceutically acceptable salt thereof and providing a nominal mean release rate of about 20 µg/hr and/or
- 10 providing a mean AUCt of more than 28,000 pg.hr/ml, preferably of more than 32,000 pg.hr/ml, or of from more than 28,000 pg.hr/ml to about 64,000 pg.hr/ml, or of from more than 32,000 pg.hr/ml to about 64,000 pg.hr/ml over about 168 hours of administration after a single-dose administration to a subject population; and
- a fourth transdermal therapeutic system providing a size of the area of release
- 15 ranging from about 12 cm<sup>2</sup> to about 27 cm<sup>2</sup> and containing an amount of said buprenorphine from about 11.5 mg to about 24 mg, or from about 11.5 mg to about 21 mg buprenorphine base or an equimolar amount of a pharmaceutically acceptable salt thereof and providing a nominal mean release rate of about 30 µg/hr and/or
- providing a mean AUCt of more than 42,000 pg.hr/ml, preferably of more than
- 20 48,000 pg.hr/ml, or of from more than 42,000 pg.hr/ml to about 96,000 pg.hr/ml, or of from more than 48,000 pg.hr/ml to about 96,000 pg.hr/ml over about 168 hours of administration after a single-dose administration to a subject population; and
- a fifth transdermal therapeutic system providing a size of the area of release ranging from about 16 cm<sup>2</sup> to about 35 cm<sup>2</sup> and containing an amount of said buprenorphine
- 25 from about 15 mg to about 32 mg, or from about 15 mg to about 28 mg buprenorphine base or an equimolar amount of a pharmaceutically acceptable salt thereof and providing a nominal mean release rate of about 40 µg/hr and/or
- providing a mean AUCt of more than 62,000 pg.hr/ml, preferably of more than 64,000 pg.hr/ml, or of from more than 62,000 pg.hr/ml to about 128,000 pg.hr/ml, or

- 55 -

of from more than 64,000 pg.hr/ml to about 128,000 pg.hr/ml over about 168 hours of administration after a single-dose administration to a subject population; and a further transdermal therapeutic system providing a size of the area of release ranging from about 5 cm<sup>2</sup> to about 13.5 cm<sup>2</sup> and containing an amount of said  
5 buprenorphine from about 5.5 mg to about 13 mg buprenorphine base or an equimolar amount of a pharmaceutically acceptable salt thereof and providing a nominal mean release rate of about 15 µg/hr and/or providing a mean AUCt of more than 22,000 pg.hr/ml, preferably of more than 24,000 pg.hr/ml, or of from more than 22,000 pg.hr/ml to about 48,000 pg.hr/ml, or of from more than 24,000 pg.hr/ml to  
10 about 48,000 pg.hr/ml over about 168 hours of administration after a single-dose administration to a subject population.

**[00137]** According to one aspect, the invention relates a transdermal therapeutic system comprising buprenorphine for the transdermal administration of buprenorphine selected from:

15 a first transdermal therapeutic system providing a size of the area of release ranging from about 2.5 cm<sup>2</sup> to about 4 cm<sup>2</sup> and containing an amount of said buprenorphine from 1 mg to about 3 mg buprenorphine base or an equimolar amount of a pharmaceutically acceptable salt thereof and providing a nominal mean release rate of about 5 µg/hr and/or providing a mean AUCt of more than 7,000 pg.hr/ml,  
20 preferably more than 8,000 pg.hr/ml, or of from more than 7,000 pg.hr/ml to about 16,000 pg.hr/ml, or of from more than 8,000 pg.hr/ml to about 16,000 pg.hr/ml over about 168 hours of administration after a single-dose administration to a subject population;

a second transdermal therapeutic system providing a size of the area of release  
25 ranging from about 5 cm<sup>2</sup> to about 8 cm<sup>2</sup> and containing an amount of said buprenorphine from about 3.5 mg to about 6 mg buprenorphine base or an equimolar amount of a pharmaceutically acceptable salt thereof and providing a nominal mean release rate of about 10 µg/hr and/or providing a mean AUCt of more than 14,000 pg.hr/ml, preferably of more than 16,000 pg.hr/ml, or of from more than 14,000  
30 pg.hr/ml to about 32,000 pg.hr/ml, or of from more than 16,000 pg.hr/ml to about

- 56 -

32,000 pg.hr/ml over about 168 hours of administration after a single-dose administration to a subject population; and

a third transdermal therapeutic system providing a size of the area of release ranging from about 10 cm<sup>2</sup> to about 16 cm<sup>2</sup> and containing an amount of said buprenorphine

5 from about 6.5 mg to about 11 mg buprenorphine base or an equimolar amount of a pharmaceutically acceptable salt thereof and providing a nominal mean release rate of about 20 µg/hr and/or providing a mean AUCt of more than 28,000 pg.hr/ml, preferably of more than 32,000 pg.hr/ml, or of from more than 28,000 pg.hr/ml to about 64,000 pg.hr/ml, or of from more than 32,000 pg.hr/ml to about 64,000

10 pg.hr/ml over about 168 hours of administration after a single-dose administration to a subject population; and

a fourth transdermal therapeutic system providing a size of the area of release ranging from about 17 cm<sup>2</sup> to about 23 cm<sup>2</sup> and containing an amount of said buprenorphine from about 11.5 mg to about 14 mg buprenorphine base or an

15 equimolar amount of a pharmaceutically acceptable salt thereof and providing a nominal mean release rate of about 30 µg/hr and/or providing a mean AUCt of more than 42,000 pg.hr/ml, preferably of more than 48,000 pg.hr/ml, or of from more than 42,000 pg.hr/ml to about 96,000 pg.hr/ml, or of from more than 48,000 pg.hr/ml to about 96,000 pg.hr/ml over about 168 hours of administration after a single-dose

20 administration to a subject population; and

a fifth transdermal therapeutic system providing a size of the area of release ranging from about 23.5 cm<sup>2</sup> to about 32 cm<sup>2</sup> and containing an amount of said buprenorphine from about 15 mg to about 24 mg buprenorphine base or an equimolar amount of a pharmaceutically acceptable salt thereof and providing a nominal mean

25 release rate of about 40 µg/hr and/or providing a mean AUCt of more than 62,000 pg.hr/ml, preferably of more than 64,000 pg.hr/ml, or of from more than 62,000 pg.hr/ml to about 128,000 pg.hr/ml, or of from more than 64,000 pg.hr/ml to about 128,000 pg.hr/ml over about 168 hours of administration after a single-dose administration to a subject population; and

- 57 -

a further transdermal therapeutic system providing a size of the area of release ranging from about 5 cm<sup>2</sup> to about 13.5 cm<sup>2</sup> and containing an amount of said buprenorphine from about 5.5 mg to about 13 mg buprenorphine base or an equimolar amount of a pharmaceutically acceptable salt thereof and providing a  
5 nominal mean release rate of about 15 µg/hr and/or providing a mean AUC<sub>t</sub> of more than 22,000 pg.hr/ml, preferably of more than 24,000 pg.hr/ml, or of from more than 22,000 pg.hr/ml to about 48,000 pg.hr/ml, or of from more than 24,000 pg.hr/ml to about 48,000 pg.hr/ml over about 168 hours of administration after a single-dose administration to a subject population.

10

### RELEASE CHARACTERISTIC

**[00138]** In accordance with the invention, the TTS is further characterized by the skin permeation rate determined by in vitro experiments carried out with the  
15 Franz diffusion cell (e.g., a 9 ml Franz diffusion cell), using human split thickness skin. Skin from cosmetic surgeries (female breast, date of birth 1989) can be used. A dermatome is used to prepare skin to a thickness of 800 µm, with an intact epidermis, in accordance with the OECD Guideline (adopted April 13, 2004). Due to the prolonged test (168 hours) 800 µm skin is used instead of the recommended 200 to  
20 400 µm skin. The receptor medium used is a phosphate buffer solution pH 5.5 with 0.1% saline azide as antibacteriological agent is used at a temperature of 32 ± 1°. Example formulations with an area of 1.163 cm<sup>2</sup> are punched from laminates, and in the present examples are each tested against 1.163 cm<sup>2</sup> samples of the commercial product Norspan®. The concentrations of buprenorphine in the acceptor medium of  
25 the Franz cell are measured.

**[00139]** The TTS according to the invention provides a mean cumulative skin permeation rate of more than about 1.3 µg/cm<sup>2</sup>-hr, or more than about 1.5 µg/cm<sup>2</sup>-hr or more than about 1.7 µg/cm<sup>2</sup>-hr over a 168 hours test, or of more than about 2 µg/cm<sup>2</sup>-hr over a 168 hours test, or of more than about 2.5 µg/cm<sup>2</sup>-hr over a  
30 168 hours test, or of more than 2.7 µg/cm<sup>2</sup>-hr over a 168 hours test, or of more than

- 58 -

about 3  $\mu\text{g}/\text{cm}^2\text{-hr}$  over a 168 hours test, or from about 1.3  $\mu\text{g}/\text{cm}^2\text{-hr}$  to about 4  $\mu\text{g}/\text{cm}^2\text{-hr}$ , or from about 1.7  $\mu\text{g}/\text{cm}^2\text{-hr}$  to about 4  $\mu\text{g}/\text{cm}^2\text{-hr}$ , or from about 2  $\mu\text{g}/\text{cm}^2\text{-hr}$  to about 4  $\mu\text{g}/\text{cm}^2\text{-hr}$ , or from about 2.5  $\mu\text{g}/\text{cm}^2\text{-hr}$  to about 4  $\mu\text{g}/\text{cm}^2\text{-hr}$ , or from about 2.7  $\mu\text{g}/\text{cm}^2\text{-hr}$  to about 4  $\mu\text{g}/\text{cm}^2\text{-hr}$ , or from about 3  $\mu\text{g}/\text{cm}^2\text{-hr}$  to about 4  $\mu\text{g}/\text{cm}^2\text{-hr}$ , over a 168 hours test. The commercial product BuTrans® provides a mean cumulative skin permeation rate of about 1.7  $\mu\text{g}/\text{cm}^2\text{-hr}$  over a 168 hours test in said test.

**[00140]** According to certain embodiments, the TTS provides a cumulative release as measured in a Franz diffusion cell as mentioned above of about 220  $\mu\text{g}/\text{cm}^2$  to about 640  $\mu\text{g}/\text{cm}^2$  over a time period of 168 hours, or of about 400  $\mu\text{g}/\text{cm}^2$  to about 640  $\mu\text{g}/\text{cm}^2$ , or of about 450  $\mu\text{g}/\text{cm}^2$  to about 640  $\mu\text{g}/\text{cm}^2$ , or of about 500  $\mu\text{g}/\text{cm}^2$  to about 640  $\mu\text{g}/\text{cm}^2$ , or of about 600  $\mu\text{g}/\text{cm}^2$  to about 640  $\mu\text{g}/\text{cm}^2$  over a time period of 168 hours. The commercial product BuTrans® provides a cumulative release of about 250.7  $\mu\text{g}/\text{cm}^2$  in said test. As can be seen from Figure 13, comparable skin permeation rates are measured using the 25  $\text{cm}^2$  BuTrans® TTS including 20 mg buprenorphine base and a TTS of an example in accordance with the invention with an area of 14  $\text{cm}^2$  and including 12.6 mg buprenorphine base. This corresponds to about a 44% size reduction in area of release and a reduction of about 50% in the amount of used buprenorphine base.

**[00141]** According to certain embodiments, the TTS provides a non-cumulative release of buprenorphine base as measured in a Franz diffusion cell of 2  $\mu\text{g}/\text{cm}^2$  to 10  $\mu\text{g}/\text{cm}^2$  in the first 8 hours, 20  $\mu\text{g}/\text{cm}^2$  to 80  $\mu\text{g}/\text{cm}^2$  from hour 8 to hour 24, 20  $\mu\text{g}/\text{cm}^2$  to 80  $\mu\text{g}/\text{cm}^2$  from hour 24 to hour 32, 30  $\mu\text{g}/\text{cm}^2$  to 120  $\mu\text{g}/\text{cm}^2$  from hour 32 to hour 48, 40  $\mu\text{g}/\text{cm}^2$  to 150  $\mu\text{g}/\text{cm}^2$  from hour 48 to hour 72, 100  $\mu\text{g}/\text{cm}^2$  to 300  $\mu\text{g}/\text{cm}^2$  from hour 72 to hour 144, and 30  $\mu\text{g}/\text{cm}^2$  to 100  $\mu\text{g}/\text{cm}^2$  from hour 144 to hour 168.

**[00142]** According to certain embodiments, the TTS provides a non-cumulative release of buprenorphine base as measured in a Franz diffusion cell of

- 59 -

2  $\mu\text{g}/\text{cm}^2$  to 6  $\mu\text{g}/\text{cm}^2$  in the first 8 hours,  
25  $\mu\text{g}/\text{cm}^2$  to 60  $\mu\text{g}/\text{cm}^2$  from hour 8 to hour 24,  
25  $\mu\text{g}/\text{cm}^2$  to 60  $\mu\text{g}/\text{cm}^2$  from hour 24 to hour 32,  
40  $\mu\text{g}/\text{cm}^2$  to 100  $\mu\text{g}/\text{cm}^2$  from hour 32 to hour 48,  
5 50  $\mu\text{g}/\text{cm}^2$  to 140  $\mu\text{g}/\text{cm}^2$  from hour 48 to hour 72,  
100  $\mu\text{g}/\text{cm}^2$  to 280  $\mu\text{g}/\text{cm}^2$  from hour 72 to hour 144, and  
30  $\mu\text{g}/\text{cm}^2$  to 100  $\mu\text{g}/\text{cm}^2$  from hour 144 to hour 168.

[00143] According to certain embodiments, the TTS provides a non-cumulative release of buprenorphine base as measured in a Franz diffusion cell of  
10 3  $\mu\text{g}/\text{cm}^2$  to 6  $\mu\text{g}/\text{cm}^2$  in the first 8 hours,  
30  $\mu\text{g}/\text{cm}^2$  to 50  $\mu\text{g}/\text{cm}^2$  from hour 8 to hour 24,  
30  $\mu\text{g}/\text{cm}^2$  to 50  $\mu\text{g}/\text{cm}^2$  from hour 24 to hour 32,  
60  $\mu\text{g}/\text{cm}^2$  to 90  $\mu\text{g}/\text{cm}^2$  from hour 32 to hour 48,  
100  $\mu\text{g}/\text{cm}^2$  to 130  $\mu\text{g}/\text{cm}^2$  from hour 48 to hour 72,  
15 200  $\mu\text{g}/\text{cm}^2$  to 280  $\mu\text{g}/\text{cm}^2$  from hour 72 to hour 144, and  
60  $\mu\text{g}/\text{cm}^2$  to 100  $\mu\text{g}/\text{cm}^2$  from hour 144 to hour 168.

[00144] The commercial product BuTrans® provides a non-cumulative release of buprenorphine base as measured in a Franz diffusion cell in the same setting of  
2.1  $\mu\text{g}/\text{cm}^2$  in the first 8 hours,  
20 25.2  $\mu\text{g}/\text{cm}^2$  from hour 8 to hour 24,  
19.4  $\mu\text{g}/\text{cm}^2$  from hour 24 to hour 32,  
34.3  $\mu\text{g}/\text{cm}^2$  from hour 32 to hour 48,  
48.2  $\mu\text{g}/\text{cm}^2$  from hour 48 to hour 72,  
92.7  $\mu\text{g}/\text{cm}^2$  from hour 72 to hour 144, and  
25 28.5  $\mu\text{g}/\text{cm}^2$  from hour 144 to hour 168.

## METHOD OF TREATMENT / MEDICAL USE

[00145] According to one aspect, the transdermal therapeutic system in  
30 accordance with the invention and as described above in detail is for use in a method



- 60 -

of treating pain. The Method comprises in particular the application of the TTS for about 168 hours (corresponding to 7 days or one week) on the skin of a patient. According to other methods in accordance with the invention the TTS can be applied for more than about 96 hours corresponding to more than 4 days, or about 120 hours corresponding to 5 days and about 144 hours corresponding to 6 days. The application for about 168 hours is preferred.

[00146] According to one aspect, the invention relates to a method of treatment wherein a set of five different transdermal therapeutic systems corresponding to different dosage strengths and corresponding different nominal mean release rates and/or mean release rates over about 168 hours of administration is used, wherein :

- the first transdermal therapeutic system provides a size of said buprenorphine-containing pressure-sensitive adhesive layer providing the area of release ranging from about 1.5 cm<sup>2</sup> to about 5.5 cm<sup>2</sup> and contains an amount of said buprenorphine from about 1 mg to about 4.5 mg buprenorphine base or an equimolar amount of a pharmaceutically acceptable salt thereof and provides a mean release rate of buprenorphine ranging from about 2.5 to about 7.5 µg/hr or from about 4 to about 6 µg/hr, and/or provides a nominal mean release rate of buprenorphine of about 5 µg/hr over about 168 hours of administration; and
- the second transdermal therapeutic system provides a size of said buprenorphine-containing pressure-sensitive adhesive layer providing the area of release ranging from about 3 cm<sup>2</sup> to about 9 cm<sup>2</sup> and contains an amount of said buprenorphine from about 4 mg to about 9 mg buprenorphine base or an equimolar amount of a pharmaceutically acceptable salt thereof and provides a mean release rate of buprenorphine ranging from about 8 to about 12 µg/hr or from about 9 to about 11 µg/hr, and/or provides a nominal mean release rate of buprenorphine of about 10 µg/hr over about 168 hours of administration; and
- the third transdermal therapeutic system provides a size of said buprenorphine-containing pressure-sensitive adhesive layer providing the area of release ranging from about 6 cm<sup>2</sup> to about 14 cm<sup>2</sup> and contains an amount of said buprenorphine

- 61 -

from about 8 mg to about 14 mg buprenorphine base or an equimolar amount of a pharmaceutically acceptable salt thereof and provides a mean release rate of buprenorphine ranging from about 15 to about 25  $\mu\text{g/hr}$  or from about 17 to about 22  $\mu\text{g/hr}$ , and/or provides a nominal mean release rate of buprenorphine of about 20  $\mu\text{g/hr}$  over about 168 hours of administration; and

the fourth transdermal therapeutic system provides a size of said buprenorphine-containing pressure-sensitive adhesive layer providing the area of release ranging from about 13  $\text{cm}^2$  to about 17  $\text{cm}^2$  and contains an amount of said buprenorphine from about 15 mg to about 20 mg buprenorphine base or an equimolar amount of a pharmaceutically acceptable salt thereof and provides a mean release rate of buprenorphine ranging from about 26 to about 35  $\mu\text{g/hr}$  or from about 27 to about 32  $\mu\text{g/hr}$ , and/or provides a nominal mean release rate of buprenorphine of about 30  $\mu\text{g/hr}$  over about 168 hours of administration; and

the fifth transdermal therapeutic system provides a size of said buprenorphine-containing pressure-sensitive adhesive layer providing the area of release ranging from about 16  $\text{cm}^2$  to about 24  $\text{cm}^2$  and contains an amount of said buprenorphine from about 20 mg to about 28 mg buprenorphine base or an equimolar amount of a pharmaceutically acceptable salt thereof and provides a mean release rate of buprenorphine ranging from about 36 to about 45  $\mu\text{g/hr}$  or from about 38 to about 42  $\mu\text{g/hr}$ , and/or provides a nominal mean release rate of buprenorphine of about 40  $\mu\text{g/hr}$  over about 168 hours of administration.

**[00147]** The invention relates also to set of transdermal therapeutic systems, wherein:

the first transdermal therapeutic system provides a size of said buprenorphine-containing pressure-sensitive adhesive layer providing the area of release ranging from about 2  $\text{cm}^2$  to about 4  $\text{cm}^2$  and contains an amount of said buprenorphine from about 2 mg to about 4 mg buprenorphine base or an equimolar amount of a pharmaceutically acceptable salt thereof and provides a mean release rate of buprenorphine ranging from about 2.5 to about 7.5  $\mu\text{g/hr}$  or from about 4 to about 6  $\mu\text{g/hr}$ , and/or provides a nominal mean release rate of buprenorphine of about 5

- 62 -

μg/hr over about 168 hours of administration; and  
the second transdermal therapeutic system provides a size of said buprenorphine-containing pressure-sensitive adhesive layer providing the area of release ranging from about 4.5 cm<sup>2</sup> to about 7.5 cm<sup>2</sup> and contains an amount of said buprenorphine  
5 from about 5 mg to about 8 mg buprenorphine base or an equimolar amount of a pharmaceutically acceptable salt thereof and provides a mean release rate of buprenorphine ranging from about 8 to about 12 μg/hr or from about 9 to about 11 μg/hr, and/or provides a nominal mean release rate of buprenorphine of about 10 μg/hr over about 168 hours of administration; and  
10 the third transdermal therapeutic system provides a size of said buprenorphine-containing pressure-sensitive adhesive layer providing the area of release ranging from about 8 cm<sup>2</sup> to about 12 cm<sup>2</sup> and contains an amount of said buprenorphine from about 10 mg to about 14 mg buprenorphine base or an equimolar amount of a pharmaceutically acceptable salt thereof and provides a mean release rate of  
15 buprenorphine ranging from about 15 to about 25 μg/hr or from about 17 to about 22 μg/hr, and/or provides a nominal mean release rate of buprenorphine of about 20 μg/hr over about 168 hours of administration; and  
the fourth transdermal therapeutic system provides a size of said buprenorphine-containing pressure-sensitive adhesive layer providing the area of release ranging  
20 from about 13 cm<sup>2</sup> to about 16 cm<sup>2</sup> and contains an amount of said buprenorphine from about 16 mg to about 19 mg buprenorphine base or an equimolar amount of a pharmaceutically acceptable salt thereof and provides a mean release rate of buprenorphine ranging from about 26 to about 35 μg/hr or from about 27 to about 32 μg/hr, and/or provides a nominal mean release rate of buprenorphine of about 30  
25 μg/hr over about 168 hours of administration; and  
the fifth transdermal therapeutic system provides a size of said buprenorphine-containing pressure-sensitive adhesive layer providing the area of release ranging from about 17 cm<sup>2</sup> to about 22 cm<sup>2</sup> and contains an amount of said buprenorphine from about 21 mg to about 26 mg buprenorphine base or an equimolar amount of a  
30 pharmaceutically acceptable salt thereof and provides a mean release rate of

- 63 -

buprenorphine ranging from about 36 to about 45 µg/hr or from about 38 to about 42 µg/hr, and/or provides a nominal mean release rate of buprenorphine of about 40 µg/hr over about 168 hours of administration.

**[00148]** The invention relates also to set of different transdermal therapeutic,  
5 wherein:

- the first transdermal therapeutic system provides a size of said buprenorphine-containing pressure-sensitive adhesive layer providing the area of release ranging from about 2 cm<sup>2</sup> to about 3 cm<sup>2</sup> and contains an amount of said buprenorphine from about 2.5 mg to about 4 mg buprenorphine base or an equimolar amount of a  
10 pharmaceutically acceptable salt thereof and provides a mean release rate of buprenorphine ranging from about 2.5 to about 7.5 µg/hr or from about 4 to about 6 µg/hr, and/or provides a nominal mean release rate of buprenorphine of about 5 µg/hr over about 168 hours of administration; and
- the second transdermal therapeutic system provides a size of said buprenorphine-containing pressure-sensitive adhesive layer providing the area of release ranging  
15 from about 4.5 cm<sup>2</sup> to about 6 cm<sup>2</sup> and contains an amount of said buprenorphine from about 5 mg to about 7 mg buprenorphine base or an equimolar amount of a pharmaceutically acceptable salt thereof and provides a mean release rate of buprenorphine ranging from about 8 to about 12 µg/hr or from about 9 to  
20 about 11 µg/hr, and/or provides a nominal mean release rate of buprenorphine of about 10 µg/hr over about 168 hours of administration; and
- the third transdermal therapeutic system provides a size of said buprenorphine-containing pressure-sensitive adhesive layer providing the area of release ranging from about 9 cm<sup>2</sup> to about 11 cm<sup>2</sup> and contains an amount of said buprenorphine  
25 from about 11 mg to about 13 mg buprenorphine base or an equimolar amount of a pharmaceutically acceptable salt thereof and provides a mean release rate of buprenorphine ranging from about 15 to about 25 µg/hr or from about 17 to about 22 µg/hr, and/or provides a nominal mean release rate of buprenorphine of about 20 µg/rh over about 168 hours of administration; and
- 30 the fourth transdermal therapeutic system provides a size of said buprenorphine-

- 64 -

containing pressure-sensitive adhesive layer providing the area of release ranging from about 14 cm<sup>2</sup> to about 16 cm<sup>2</sup> and contains an amount of said buprenorphine from about 17 mg to about 19 mg buprenorphine base or an equimolar amount of a pharmaceutically acceptable salt thereof and provides a mean release rate of

5 buprenorphine ranging from about 26 to about 35 µg/hr or from about 27 to about 32 µg/hr, or about 30 µg/hr over about 168 hours of administration; and the fifth transdermal therapeutic system provides a size of said buprenorphine-containing pressure-sensitive adhesive layer providing the area of release ranging from about 18 cm<sup>2</sup> to about 21 cm<sup>2</sup> and contains an amount of said buprenorphine

10 from about 22 mg to about 25 mg buprenorphine base or an equimolar amount of a pharmaceutically acceptable salt thereof and provides a mean release rate of buprenorphine ranging from about 36 to about 45 µg/hr or from about 38 to about 42 µg/hr, and/or provides a nominal mean release rate of buprenorphine of about 40 µg/hr over about 168 hours of administration.

15 [00149] According to one aspect, the invention relates to a method of treating pain in a patient wherein said patient is treated with one appropriately selected TTS from a set of two (first and second, or second and third, or third and fourth, or fourth and fifth TTS, or any other combination of two of the five different dosage strengths), three (first to third, or second to fourth or third to fifth TTS, or any other

20 combination of three of the five different dosage strengths), four (first to fourth or second to fifth TTS, or any other combination of four of the five different dosage strengths) or five (first to fifth TTS) different transdermal therapeutic systems corresponding to different dosage strengths and corresponding different nominal mean release rates and/or mean release rates over about 168 hours of administration

25 is used, wherein :

the first transdermal therapeutic system provides a size of said buprenorphine-containing pressure-sensitive adhesive layer providing the area of release ranging from about 1 cm<sup>2</sup> to about 4.8 cm<sup>2</sup> and contains an amount of said buprenorphine from about 1 mg to about 4 mg buprenorphine base or an equimolar amount of a

30 pharmaceutically acceptable salt thereof and provides a mean release rate of

- 65 -

buprenorphine of at least about 2  $\mu\text{g/hr}$ , or of from about 2.5 to about 7.5  $\mu\text{g/hr}$  or from about 4 to about 6  $\mu\text{g/hr}$ , and/or provides a nominal mean release rate of buprenorphine of about 5  $\mu\text{g/hr}$  over about 168 hours of administration; and the second transdermal therapeutic system provides a size of said buprenorphine-containing pressure-sensitive adhesive layer providing the area of release ranging from about 3  $\text{cm}^2$  to about 9.5  $\text{cm}^2$  and contains an amount of said buprenorphine from about 3.5 mg to about 8 mg buprenorphine base or an equimolar amount of a pharmaceutically acceptable salt thereof and provides a mean release rate of buprenorphine of at least about 6  $\mu\text{g/hr}$ , or of from about 8 to about 12  $\mu\text{g/hr}$  or from about 9 to about 11  $\mu\text{g/hr}$ , and/or provides a nominal mean release rate of buprenorphine of about 10  $\mu\text{g/hr}$  over about 168 hours of administration; and the third transdermal therapeutic system provides a size of said buprenorphine-containing pressure-sensitive adhesive layer providing the area of release ranging from about 6  $\text{cm}^2$  to about 19  $\text{cm}^2$  and contains an amount of said buprenorphine from about 6.5 mg to about 16 mg buprenorphine base or an equimolar amount of a pharmaceutically acceptable salt thereof and provides a mean release rate of buprenorphine of at least about 11  $\mu\text{g/hr}$ , or of from about 15 to about 25  $\mu\text{g/hr}$  or at least about 16  $\mu\text{g/hr}$ , or from about 17 to about 22  $\mu\text{g/hr}$ , and/or provides a nominal mean release rate of buprenorphine of about 20  $\mu\text{g/hr}$  over about 168 hours of administration; and the fourth transdermal therapeutic system provides a size of said buprenorphine-containing pressure-sensitive adhesive layer providing the area of release ranging from about 12  $\text{cm}^2$  to about 28.5  $\text{cm}^2$  and contains an amount of said buprenorphine from about 11.5 mg to about 24 mg buprenorphine base or an equimolar amount of a pharmaceutically acceptable salt thereof and provides a mean release rate of buprenorphine of at least about 21  $\mu\text{g/hr}$ , or of from about 26 to about 35  $\mu\text{g/hr}$  or from about 27 to about 32  $\mu\text{g/hr}$ , and/or provides a nominal mean release rate of buprenorphine of about 30  $\mu\text{g/hr}$  over about 168 hours of administration; and the fifth transdermal therapeutic system provides a size of said buprenorphine-containing pressure-sensitive adhesive layer providing the area of release ranging

- 66 -

from about 16 cm<sup>2</sup> to about 38 cm<sup>2</sup> and contains an amount of said buprenorphine from about 15 mg to about 32 mg buprenorphine base or an equimolar amount of a pharmaceutically acceptable salt thereof and provides a mean release rate of buprenorphine of at least about 31 µg/hr, or of from about 36 to about 45 µg/hr or  
5 from about 38 to about 42 µg/hr, and/or provides a nominal mean release rate of buprenorphine of about 40 µg/hr over about 168 hours of administration. The set of two to five different transdermal therapeutic systems in accordance with this paragraph can be expanded by a further transdermal therapeutic system which provides a size of said buprenorphine-containing pressure-sensitive adhesive layer  
10 providing the area of release ranging from about 5 cm<sup>2</sup> to about 14 cm<sup>2</sup> and contains an amount of said buprenorphine from about 5.5 mg to about 13 mg buprenorphine base or an equimolar amount of a pharmaceutically acceptable salt thereof and provides a mean release rate of buprenorphine of at least about 11 µg/hr, or of from about 12 to about 18 µg/hr or from about 13.5 to about 16.5 µg/hr, and/or provides a  
15 nominal mean release rate of buprenorphine of about 15 µg/hr over about 168 hours of administration. Alternatively, one of the transdermal therapeutic systems of the set of two to five different transdermal therapeutic systems can be replaced by said transdermal therapeutic system.

**[00150]** The invention relates also to a set of transdermal therapeutic systems,  
20 wherein:  
the first transdermal therapeutic system provides a size of said buprenorphine-containing pressure-sensitive adhesive layer providing the area of release ranging from about 1 cm<sup>2</sup> to about 4.5 cm<sup>2</sup> and contains an amount of said buprenorphine from about 1 mg to about 4 mg, or from about 1 mg to about 3.5 mg buprenorphine  
25 base or an equimolar amount of a pharmaceutically acceptable salt thereof and provides a mean release rate of buprenorphine of at least about 2 µg/hr, or of from about 2.5 to about 7.5 µg/hr or from about 4 to about 6 µg/hr, and/or provides a nominal mean release rate of buprenorphine of about 5 µg/hr over about 168 hours of administration; and  
30 the second transdermal therapeutic system provides a size of said buprenorphine-

- 67 -

containing pressure-sensitive adhesive layer providing the area of release ranging from about 3 cm<sup>2</sup> to about 9 cm<sup>2</sup> and contains an amount of said buprenorphine from about 3.5 mg to about 8 mg, or from about 3.5 mg to about 7 mg buprenorphine base or an equimolar amount of a pharmaceutically acceptable salt thereof and provides a mean release rate of buprenorphine of at least about 6 µg/hr, or of from about 8 to about 12 µg/hr or from about 9 to about 11 µg/hr, and/or provides a nominal mean release rate of buprenorphine of about 10 µg/hr over about 168 hours of administration; and

the third transdermal therapeutic system provides a size of said buprenorphine-containing pressure-sensitive adhesive layer providing the area of release ranging from about 6 cm<sup>2</sup> to about 18 cm<sup>2</sup> and contains an amount of said buprenorphine from about 6.5 mg to about 16 mg, or from about 6.5 mg to about 14 mg buprenorphine base or an equimolar amount of a pharmaceutically acceptable salt thereof and provides a mean release rate of buprenorphine of at least about 11 µg/hr, or of from about 15 to about 25 µg/hr or at least about 16 µg/hr, from about 17 to about 22 µg/hr, and/or provides a nominal mean release rate of buprenorphine of about 20 µg/hr over about 168 hours of administration; and

the fourth transdermal therapeutic system provides a size of said buprenorphine-containing pressure-sensitive adhesive layer providing the area of release ranging from about 12 cm<sup>2</sup> to about 27 cm<sup>2</sup> and contains an amount of said buprenorphine from about 11.5 mg to about 24 mg, or from about 11.5 mg to about 21 mg buprenorphine base or an equimolar amount of a pharmaceutically acceptable salt thereof and provides a mean release rate of buprenorphine of at least about 21 µg/hr, or of from about 26 to about 35 µg/hr or from about 27 to about 32 µg/hr, and/or provides a nominal mean release rate of buprenorphine of about 30 µg/hr over about 168 hours of administration; and

the fifth transdermal therapeutic system provides a size of said buprenorphine-containing pressure-sensitive adhesive layer providing the area of release ranging from about 16 cm<sup>2</sup> to about 35 cm<sup>2</sup> and contains an amount of said buprenorphine from about 15 mg to about 32 mg, or from about 15 mg to about 28 mg



- 68 -

buprenorphine base or an equimolar amount of a pharmaceutically acceptable salt thereof and provides a mean release rate of buprenorphine of at least about 31  $\mu\text{g/hr}$ , or of from about 36 to about 45  $\mu\text{g/hr}$  or from about 38 to about 42  $\mu\text{g/hr}$ , and/or provides a nominal mean release rate of buprenorphine of about 40  $\mu\text{g/hr}$  over about 5 168 hours of administration. The set of two to five different transdermal therapeutic systems in accordance with this paragraph can be expanded by a further transdermal therapeutic system which provides a size of said buprenorphine-containing pressure-sensitive adhesive layer providing the area of release ranging from about 5  $\text{cm}^2$  to about 13.5  $\text{cm}^2$  and contains an amount of said buprenorphine from about 5.5 mg to 10 about 13 mg buprenorphine base or an equimolar amount of a pharmaceutically acceptable salt thereof and provides a mean release rate of buprenorphine of at least about 11  $\mu\text{g/hr}$ , or of from about 12 to about 18  $\mu\text{g/hr}$  or from about 13.5 to about 16.5  $\mu\text{g/hr}$ , and/or provides a nominal mean release rate of buprenorphine of about 15  $\mu\text{g/hr}$  over about 168 hours of administration. Alternatively, one of the 15 transdermal therapeutic systems of the set of two to five different transdermal therapeutic systems can be replaced by said transdermal therapeutic system. Alternatively, one of the transdermal therapeutic systems of the set of two to five different transdermal therapeutic systems can be replaced by said transdermal therapeutic system.

20 **[00151]** The invention relates also to set of different transdermal therapeutic, wherein:

the first transdermal therapeutic system provides a size of said buprenorphine-containing pressure-sensitive adhesive layer providing the area of release ranging from about 2.5  $\text{cm}^2$  to about 4  $\text{cm}^2$  and contains an amount of said buprenorphine 25 from about 1 mg to about 3 mg buprenorphine base or an equimolar amount of a pharmaceutically acceptable salt thereof and provides a mean release rate of buprenorphine of at least about 2  $\mu\text{g/hr}$ , or of from about 2.5 to about 7.5  $\mu\text{g/hr}$  or from about 4 to about 6  $\mu\text{g/hr}$ , and/or provides a nominal mean release rate of buprenorphine of about 5  $\mu\text{g/hr}$  over about 168 hours of administration; and 30 the second transdermal therapeutic system provides a size of said buprenorphine-

- 69 -

containing pressure-sensitive adhesive layer providing the area of release ranging from about 5 cm<sup>2</sup> to about 8 cm<sup>2</sup> and contains an amount of said buprenorphine from about 3.5 mg to about 6 mg buprenorphine base or an equimolar amount of a pharmaceutically acceptable salt thereof and provides a mean release rate of

5 buprenorphine of at least about 6 µg/hr, or of from about 8 to about 12 µg/hr or from about 9 to about 11 µg/hr, and/or provides a nominal mean release rate of buprenorphine of about 10 µg/hr over about 168 hours of administration; and the third transdermal therapeutic system provides a size of said buprenorphine-containing pressure-sensitive adhesive layer providing the area of release ranging

10 from about 10 cm<sup>2</sup> to about 16 cm<sup>2</sup> and contains an amount of said buprenorphine from about 6.5 mg to about 11 mg buprenorphine base or an equimolar amount of a pharmaceutically acceptable salt thereof and provides a mean release rate of buprenorphine of at least about 11 µg/hr, or of from about 15 to about 25 µg/hr or from about 17 to about 22 µg/hr, and/or provides a nominal mean release rate of

15 buprenorphine of about 20 µg/hr over about 168 hours of administration; and the fourth transdermal therapeutic system provides a size of said buprenorphine-containing pressure-sensitive adhesive layer providing the area of release ranging from about 17 cm<sup>2</sup> to about 23 cm<sup>2</sup> and contains an amount of said buprenorphine from about 11.5 mg to about 14 mg buprenorphine base or an equimolar amount of a

20 pharmaceutically acceptable salt thereof and provides a mean release rate of buprenorphine of at least about 21 µg/hr, or of from about 26 to about 35 µg/hr or from about 27 to about 32 µg/hr, and/or provides a nominal mean release rate of buprenorphine of about 30 µg/hr over about 168 hours of administration; and the fifth transdermal therapeutic system provides a size of said buprenorphine-

25 containing pressure-sensitive adhesive layer providing the area of release ranging from about 23.5 cm<sup>2</sup> to about 32 cm<sup>2</sup> and contains an amount of said buprenorphine from about 15 mg to about 24 mg buprenorphine base or an equimolar amount of a pharmaceutically acceptable salt thereof and provides a mean release rate of buprenorphine of at least about 31 µg/hr, or of from about 36 to about 45 µg/hr or

- 70 -

from about 38 to about 42  $\mu\text{g/hr}$ , and/or provides a nominal mean release rate of buprenorphine of about 40  $\mu\text{g/hr}$  over about 168 hours of administration.

**[00152]** According to one aspect, the invention relates to a method of treating pain in a patient wherein a patient is treated with one appropriately selected TTS

5 from a set of different transdermal therapeutic systems as described in the previous paragraphs, wherein:

the first transdermal therapeutic system provides a mean AUC<sub>t</sub> of more than 7,000 pg.hr/ml, preferably more than 8,000 pg.hr/ml, or of from more than 7,000 pg.hr/ml to about 16,000 pg.hr/ml, or of from more than 8,000 pg.hr/ml to about 16,000  
10 pg.hr/ml over about 168 hours of administration after a single-dose administration to a subject population; and

the second transdermal therapeutic system provides a mean AUC<sub>t</sub> of more than 14,000 pg.hr/ml, preferably of more than 16,000 pg.hr/ml, or of from more than 14,000 pg.hr/ml to about 32,000 pg.hr/ml, or of from more than 16,000 pg.hr/ml to  
15 about 32,000 pg.hr/ml over about 168 hours of administration after a single-dose administration to a subject population; and

the third transdermal therapeutic system provides a mean AUC<sub>t</sub> of more than 28,000 pg.hr/ml, preferably of more than 32,000 pg.hr/ml, or of from more than 28,000 pg.hr/ml to about 64,000 pg.hr/ml, or of from more than 32,000 pg.hr/ml to about  
20 64,000 pg.hr/ml over about 168 hours of administration after a single-dose administration to a subject population; and

the fourth transdermal therapeutic system provides a mean AUC<sub>t</sub> of more than 42,000 pg.hr/ml, preferably of more than 48,000 pg.hr/ml, or of from more than 42,000 pg.hr/ml to about 96,000 pg.hr/ml, or of from more than 48,000 pg.hr/ml to  
25 about 96,000 pg.hr/ml over about 168 hours of administration after a single-dose administration to a subject population; and

the fifth transdermal therapeutic system provides a mean AUC<sub>t</sub> of more than 62,000 pg.hr/ml, preferably of more than 64,000 pg.hr/ml, or of from more than 62,000 pg.hr/ml to about 128,000 pg.hr/ml, or of from more than 64,000 pg.hr/ml to about

- 71 -

128,000 pg.hr/ml over about 168 hours of administration after a single-dose administration to a subject population; and the further transdermal therapeutic system provides a mean AUCt of more than 22,000 pg.hr/ml, preferably of more than 24,000 pg.hr/ml, or of from more than 22,000 pg.hr/ml to about 48,000 pg.hr/ml, or of from more than 24,000 pg.hr/ml to about 48,000 pg.hr/ml over about 168 hours of administration after a single-dose administration to a subject population.

[00153] According to one aspect, the invention relates to a method of treatment described in the previous paragraphs, wherein the transdermal therapeutic system provides a mean AUCt per area of release of more than 1,700 pg.hr/ml-cm<sup>2</sup>, or of more than 1,900 pg.hr/ml-cm<sup>2</sup>, or of more than 2,300 pg.hr/ml-cm<sup>2</sup> over about 168 hours of administration after a single-dose administration to a subject population or provides a mean AUCt per area of release of from more than 1,700 pg.hr/ml-cm<sup>2</sup> to about 5,000 pg.hr/ml-cm<sup>2</sup>, or of from more than 1,900 pg.hr/ml-cm<sup>2</sup> to about 5,000 pg.hr/ml-cm<sup>2</sup>, or of from more than 2,300 pg.hr/ml-cm<sup>2</sup> to about 5,000 pg.hr/ml-cm<sup>2</sup> over about 168 hours of administration after a single-dose administration to a subject population.

[00154] According to one aspect, the invention relates to a method of treatment described in the previous paragraphs, wherein the transdermal therapeutic system provides an arithmetic mean tmax of from about 60 hr to about 120 hr, preferably from about 66 hr to less than 108 hr, or from about 72 hr to about 96 hr after a single-dose administration to a subject population.

## METHOD OF MANUFACTURE

25

[00155] According to one further aspect, the invention relates to a method of manufacture of a transdermal therapeutic system for the transdermal administration of buprenorphine, comprising the steps of

1. providing a buprenorphine-containing adhesive mixture comprising
  - a) buprenorphine base or a pharmaceutically acceptable salt thereof

- 72 -

- b) a carboxylic acid (e.g., levulinic acid),
  - c) a viscosity increasing agent (e.g. polyvinylpyrrolidon)
  - c) a polymer-based pressure-sensitive adhesive, and
  - d) solvent (e.g., heptane and ethanol)
- 5 2. storing said mixture between 0 hours and 6 days
3. homogenizing said buprenorphine-containing adhesive mixture at a homogenizing speed of e.g. at least 1000 rpm (e.g. with a BECOMIX RW 30 Ex);
4. storing said homogenized mixture between 0 hours and 6 days,
5. coating said homogenized buprenorphine-containing adhesive mixture on a
- 10 film (e.g., polyethylene terephthalate film) in an amount to provide the desired dry weight using a roller coater in an amount to provide the desired coating dry weight,
6. drying said coated buprenorphine-containing adhesive mixture to provide a buprenorphine-containing adhesive layer with the desired coating dry weight,
7. optionally laminating said buprenorphine-containing adhesive layer to a
- 15 backing layer (e.g., Scotchpak 1220 from 3M) to provide an buprenorphine-containing self-adhesive layer structure,
8. optionally punching the individual systems from the buprenorphine-containing self-adhesive layer structure with the desired area of release, and
9. optionally adhering to the individual systems an active-free self-adhesive
- 20 layer structure comprising also a backing layer and an active agent-free pressure-sensitive adhesive layer and which is larger than the individual systems of buprenorphine-containing self-adhesive layer structure.

**[00156]** In step 1 of said method of manufacture preferably buprenorphine base, levulinic acid and polyvinylpyrrolidone are used and are dissolved in ethanol

25 and subsequently suspended in a polymer-based pressure-sensitive adhesive based on polysiloxane in heptane to provide the buprenorphine-containing adhesive mixture or emulsion.

**[00157]** The homogenization provides homogeneous mixtures and helps to provide narrower deposit size distributions. In combination with a viscosity-

30 increasing substance in the deposits the size and size distribution of the deposits

- 73 -

remains during the time between homogenization and coating and during coating. In particular the process is suitable for a commercial production scale.

**[00158]** Homogenization speeds of e.g. at least 1000 rpm can be applied with a homogenizer, e.g. with a rotor-stator homogenizer (e.g. BECOMIX RW 30 Ex). In  
5 certain embodiments of the invention the homogenization speed is from about 1500 rpm to about 3800 rpm, or from about 1500 rpm to about 3000 rpm. The preferred homogenization speed is about 2000 rpm.

- 74 -

**EXAMPLES**

**[00159]** The present invention will now be more fully described with reference to the accompanying examples. It should be understood, however, that the following description is illustrative only and should not be taken in any way as a restriction of the invention.

**COMPARATIVE EXAMPLE 1**

10 **[00160]** The composition of the buprenorphine base-containing adhesive mixture is summarized in Table 1 below.

**[00161]** Table 1

<b>Ingredient (Trade Name)</b>	<b>Amt/unit (g)</b>
Buprenorphine base	7.00
Levulinic acid	4.90
Ascorbyl palmitate	0.175
Ethanol	3.80
Polysiloxane adhesive in n-heptane Solids content of 73% by weight (BIO-PSA 7-4201 from Dow Corning Healthcare)	79.57
n-heptane	4.56
Total	100.01

15 **[00162]** In a suitable vessel, 7.00 g of buprenorphine were dissolved in 4.90 g of levulinic acid, 3.80 g of Ethanol and 0.175 g of Ascobyl palmitate by stirring until the buprenorphine was completely dissolved forming the buprenorphine solution. 79.57 g of a polysiloxane adhesive in the form of a solution in n-heptane having a

- 75 -

solids content of 73% by weight and 4.56g of heptane were added. The mixture was stirred to give 100.01 g of a buprenorphine-containing adhesive mixture with 7% of buprenorphine, with a solids content of 70% (buprenorphine base-containing adhesive mixture).

- 5   **[00163]**       The buprenorphine base-containing adhesive mixture was coated within less than 24 h after the buprenorphine containing mixture was finished on a polyethylene terephthalate film (e.g. Scotchpak from 3M) using an Erichsen coater and the solvent was removed by drying at approximately 50°C for approx. 8 minutes.

- 10   **[00164]**       The coating thickness was chosen such that removal of the solvents results in a coating weight of the matrix layer of approx. 120 g/m<sup>2</sup>. This results in the 10 % by weight of buprenorphine base, and 7 % by weight of levulinic acid in this matrix layer. The dried film was laminated with the backing layer (e.g. polyethylenterephthalate (PET) foil 19 µm) to provide the buprenorphine-containing self-adhesive layer structure.

- 15   **[00165]**       Microscopic pictures were taken of the matrix layer using a Nikon S/N 237789 Microscope. Figure 1 shows a microscopic picture of the matrix layer of Example 1.



**COMPARATIVE EXAMPLE 2**

**[00166]** The composition of the buprenorphine base-containing adhesive mixture is summarized in Table 2 below.

5 **[00167] Table 2**

<b>Ingredient (Trade Name)</b>	<b>Amt/unit (kg)</b>
Buprenorphine base	1.890
Levulinic acid	1.323
Ethanol	0.945
Polysiloxane adhesive in n-heptane Solids content of 73% by weight (BIO-PSA 7-4201 from Dow Corning Healthcare)	21.489
n-heptane	1,353
Total	27

- [00168]** In a stainless steel vessel, 1.890 kg of buprenorphine were dissolved in 1.323 kg of levulinic acid and 0.945 kg of ethanol by stirring until the buprenorphine was completely dissolved. With stirring, 21.489 kg of a polysiloxane adhesive in the form of a solution in n-heptane having a solids content of 73% by weight and 1.353 kg of heptane were added. The mixture was stirred to give 27 kg of a buprenorphine-containing adhesive mixture with 7% of buprenorphine, with a solids content of 70% (buprenorphine base-containing adhesive mixture).
- 10 **[00169]** Within 24 hours the buprenorphine base-containing adhesive mixture was coated on a polyethylene terephthalate film (e.g., Scotchpak from 3M) using a pilot plant roll coater including a drying tunnel, several drying sections, an unwinding and laminating station. The solvent was removed by drying at approximately 30-50°C. The matrix layer remained within the drying tunnel at

- 77 -

approx. 8 minutes. The coating thickness was chosen such that removal of the solvents results in a coating weight of the matrix layer of 120 g/m<sup>2</sup>. This results in the 10 % by weight of buprenorphine base and 7 % by weight of levulinic acid in this matrix layer. The dried film was laminated with the backing layer (e.g:

5 polyethylterephthalate (PET) film 19 µm) to provide the buprenorphine-containing self-adhesive layer structure.

**[00170]** The individual systems (TTS) were then punched from the buprenorphine-containing self-adhesive layer structure.

**[00171]** In specific embodiments a TTS as described above can be provided  
10 with a further self-adhesive layer of larger surface area, preferably with rounded corners, comprising a pressure-sensitive adhesive matrix layer which is free of active ingredient and has a preferably beige colored backing layer (overtape). This is of advantage when the TTS, on the basis of its physical properties alone, does not adhere sufficiently to the skin and/or when the buprenorphine-containing matrix  
15 layer, for the purpose of avoiding waste, has pronounced corners (square or rectangular shapes). The overtape including the TTS are then punched out by only punching the overtape and sealed into pouches of the primary packaging material.

**[00172]** Microscopic pictures were taken of the buprenorphine base-containing adhesive mixture and of the matrix layer using a Nikon S/N 237789 Microscope.

20 Figure 2A shows a microscopic picture of the buprenorphine base-containing adhesive mixture of Comparative Example 2 and Figure 2B shows a microscopic picture of the matrix layer of Comparative Example 2.

- 78 -

**EXAMPLE 3**

**[00173]** The composition of the buprenorphine base-containing adhesive mixture is summarized in Table 3 below.

5 **[00174] Table 3**

<b>Ingredient (Trade Name)</b>	<b>Amt/unit (g)</b>
Buprenorphine base	7.44
Levulinic acid	5.24
Ascorbyl palmitate	0.14
Polyvinylpyrrolidone (PVP)	1.88
Ethanol	10.77
Polysiloxane adhesive in n-heptane Solids content of 73% by weight (BIO-PSA 7-4201 from Dow Corning Healthcare)	82.47
n-heptane	1.73
Total	109.67

**[00175]** In a suitable vessel, 37.86 g of polyvinylpyrrolidone and 113.57 g of ethanol were dissolved to form a 25% PVP pre-solution. The prescribed amount of the PVP pre-solution, Levulinic acid and Ascorbyl palmitate were suspended with stirring and afterwards the remaining part of Ethanol and the Buprenorphine was added to form a buprenorphine containing solution by stirring until a solution is formed. 82.50 g of a polysiloxane adhesive in the form of a solution in n-heptane having a solids content of 73% by weight and 1.74 g of heptane were added. The mixture was stirred to give 109.67 g of a buprenorphine-containing adhesive mixture with 6.8% of buprenorphine, with a solids content of 68% (buprenorphine base-containing adhesive mixture).

- 79 -

[00176] The buprenorphine base-containing adhesive mixture was coated within less than 24 h after the buprenorphine containing mixture was finished on a polyethylene terephthalate film (e.g. Scotchpak from 3M) using an Erichsen coater and the solvent was removed by drying in a first step at room temperature for approximately 10 minutes, followed by a second drying step at approximately 60°C for approx. 10 minutes.

[00177] The coating thickness was chosen such that removal of the solvents results in a coating weight of the matrix layer of approx. 120 g/m<sup>2</sup>. This results in the 10 % by weight of buprenorphine base, 7 % by weight of levulinic acid and 2.5 % by weight of polyvinylpyrrolidone in this matrix layer. The dried film was laminated with the backing layer (e.g. polyethyleneterephthalate (PET) foil 19 µm) to provide the buprenorphine-containing self-adhesive layer structure.

[00178] Microscopic pictures were taken of the buprenorphine base-containing adhesive mixture and the matrix layer using a Nikon S/N 237789 Microscope. Figure 3 shows a microscopic picture of the matrix layer of Example 3. Figure 3A shows a microscopic picture of the buprenorphine base-containing adhesive mixture of Example 3 and Figure 3B shows a microscopic picture of the matrix layer of Example 3.

- 80 -

**EXAMPLE 4**

**[00179]** The composition of the buprenorphine base-containing adhesive mixture is summarized in Table 4 below.

5 **[00180] Table 4**

<b>Ingredient (Trade Name)</b>	<b>Amt/unit (kg)</b>
Buprenorphine base	1.368
Levulinic acid	0.958
Polyvinylpyrrolidone (PVP)	0.342
Ascorbyl palmitate	0.027
Ethanol	1.938
Polysiloxane adhesive in n-heptane Solids content of 73% by weight (BIO-PSA 7-4201 from Dow Corning Healthcare)	15.048
n-heptane	0.319
Total	20

**[00181]** In a 10 l vessel, 1.00 kg of polyvinylpyrrolidone and 3.00 g of ethanol were dissolved to form a 25% PVP pre-solution. In a homogenizing/mixing vessel:

10 Becomix Lab mixer RW 30 Ex, 1.368 kg of PVP pre-solution, 0.958 kg levulinic acid, 0.027 kg of Ascorbyl palmitate and the main part of 0.912 kg of Ethanol were suspended by stirring. The prescribed amount of buprenorphine was weighed and added to the homogenizing/mixing vessel followed by rinsing the weighing container used for buprenorphine with the remaining part of Ethanol. The mixture was kept

15 under stirring for at least 1h until a buprenorphine containing solution was formed. 15.048kg of a polysiloxane adhesive in the form of a solution in n-heptane having a solids content of 73% by weight and 0.319 kg of n-heptane were added to the

- 81 -

mixing/homogenizing vessel The mixture was stirred for at least 2h until a buprenorphine-containing adhesive mixture with 6.8% of buprenorphine, with a solids content of 68% (buprenorphine base-containing adhesive mixture) was formed.

5    **[00182]**        Within 24 hours the buprenorphine base-containing adhesive mixture was coated on a polyethylene terephthalate foil (e.g. Scotchpak from 3M) using a pilot plant roll coater including a drying tunnel, several drying sections, an unwinding and laminating station. The solvent was removed by drying at approximately 30-50°C. The matrix layer remained within the drying tunnel at  
10   approx. 8 minutes. The coating thickness was chosen such that removal of the solvents results in a coating weight of the matrix layer of 120 g/m<sup>2</sup>. This results in the 10 % by weight of buprenorphine base and 7 % by weight of levulinic acid and 2.5 % by weight of polyvinylpyrrolidone in this matrix layer. The dried film was laminated with the backing layer (e.g. polyethylenterephthalate (PET) foil 19 µm) to  
15   provide the buprenorphine-containing self-adhesive layer structure.

**[00183]**        The individual systems (TTS) were then punched from the buprenorphine-containing self-adhesive layer structure.

**[00184]**        In specific embodiments a TTS as described above can be provided with a further self-adhesive layer of larger surface area, preferably with rounded  
20   corners, comprising a pressure-sensitive adhesive matrix layer which is free of active ingredient and has a preferably beige colored backing layer (overtape). This is of advantage when the TTS, on the basis of its physical properties alone, does not adhere sufficiently to the skin and/or when the buprenorphine-containing matrix layer, for the purpose of avoiding waste, has pronounced corners (square or  
25   rectangular shapes).

**[00185]**        The overtape including the TTS are then punched out by only punching the overtape and sealed into pouches of the primary packaging material.

**[00186]**        Microscopic pictures were taken of the buprenorphine base-containing adhesive mixture and of the matrix layer using a Nikon S/N 237789 Microscope.  
30   Figure 4A shows a microscopic picture of the buprenorphine base-containing

adhesive mixture of Example 4 and Figure 4B shows a microscopic picture of the matrix layer of Example 4.

### EXAMPLE 5

5

[00187] The composition of the buprenorphine base-containing adhesive mixture and the process of manufacture was as described for Example 4. After the mixing step forming a buprenorphine containing mixture, the buprenorphine base-containing adhesive mixture was additionally homogenized at a homogenizing speed of 2000 rpm - 2500 rpm before coated on a polyethylene terephthalate film (e.g. Scotchpak from 3M).

10

[00188] In Example 5, films with two different coating weights of the matrix layer were prepared:

[00189] **Table 5**

15

Example 5	Coating weight of the matrix layer [g/m <sup>2</sup> ]
Example 5.1	120
Example 5.2	90

**EXAMPLE 6**

**[00190]** The composition of the buprenorphine base-containing adhesive mixture is summarized in Table 6 below.

5 **[00191] Table 6**

<b>Ingredient (Trade Name)</b>	<b>Amt/unit (kg)</b>
Buprenorphine base	1.432
Levulinic acid	1.002
Polyvinylpyrrolidone	0.179
Ascorbylacid palmitate	0.029
Ethanol	1.014
Polysiloxane adhesive in n-heptane Solids content of 73% by weight (BIO-PSA 7-4201 from Dow Corning Healthcare)	15.997
n-heptane	0.346
Total	20

**[00192]** In a 10 l vessel, 1.00 kg of polyvinylpyrrolidone and 3.00 g of ethanol were dissolved to form a 25% PVP pre-solution. In a homogenizing/mixing vessel:

10 Becomix Lab mixer RW 30 Ex, 0.716 kg of PVP pre-solution, 1.002 kg levulinic acid, 0.029 kg of Ascorbyl palmitate and the main part of 0.478 kg of Ethanol were suspended by stirring. The prescribed amount of buprenorphine was weighed and added to the homogenizing/mixing vessel followed by rinsing the weighing container used for buprenorphine with the remaining part of Ethanol. The mixture was kept

15 under stirring for at least 1h until a buprenorphine containing solution was formed. 15.997 kg of a polysiloxane adhesive in the form of a solution in n-heptane having a solids content of 73% by weight and 0.346 kg of n-heptane were added to the



- 84 -

mixing/homogenizing vessel The mixture was stirred for at least 2h until a buprenorphine-containing adhesive mixture with 7.2% of buprenorphine, with a solids content of 72% (buprenorphine base-containing adhesive mixture) was formed.

5    **[00193]**       Within 24 hours the buprenorphine base-containing adhesive mixture was coated on a polyethylene terephthalate film (e.g. Scotchpak from 3M) using a pilot plant roll coater including a drying tunnel, several drying sections, an unwinding and laminating station. The solvent was removed by drying at approximately 30-50°C. The matrix layer remained within the drying tunnel at  
10   approx. 8 minutes. The coating thickness was chosen such that removal of the solvents results in a specific coating weight of of 120 g/m<sup>2</sup>.

**[00194]**       This results in the 10 % by weight of buprenorphine base, 7 % by weight of levulinic acid and 1.25 % by weight of polyvinylpyrrolidone in this matrix layer. The dried film was laminated with the backing layer (e.g  
15   polyethylenterephthalate (PET) foil 19 µm) to provide the buprenorphine-containing self-adhesive layer structure.

**[00195]**       The individual systems (TTS) were then punched from the buprenorphine-containing self-adhesive layer structure. In specific embodiments a TTS as described above can be provided with a further self-adhesive layer of larger  
20   surface area, preferably with rounded corners, comprising a pressure-sensitive adhesive matrix layer which is free of active ingredient and has a preferably skin-colored backing layer. This is of advantage when the TTS, on the basis of its physical properties alone, does not adhere sufficiently to the skin and/or when the buprenorphine-containing matrix layer, for the purpose of avoiding waste, has  
25   pronounced corners (square or rectangular shapes).

**[00196]**       The overtape including the TTS are then punched out by only punching the overtape and sealed into pouches of the primary packaging material.

**EXAMPLE 7**

[00197] The composition of the buprenorphine base-containing adhesive mixture and the process of manufacture was as described for Example 6. After the mixing step forming a buprenorphine containing mixture, the buprenorphine base-containing adhesive mixture was additionally homogenized at a homogenizing speed of 2000 rpm - 2500 rpm before coated on a polyethylene terephthalate film (e.g. Scotchpak from 3M).

[00198] In Example 7, films with two different coating weights of the matrix layer were prepared:

[00199] **Table 7**

Example 7	Coating weight of the matrix layer [g/m <sup>2</sup> ]
Example 7.1	120
Example 7.2	90

15

**EXAMPLE 8**

[00200] The composition of the buprenorphine base-containing adhesive mixture and the process of manufacture was as described for Example 6. After the mixing step forming a buprenorphine containing mixture, the buprenorphine base-containing adhesive mixture was additionally homogenized at a homogenizing speed of 3500 rpm - 4000 rpm before coated on a polyethylene terephthalate film (e.g. Scotchpak from 3M).

20

- 86 -

### EXAMPLE 9

[00201] In Example 9 the in-vitro dissolution of Comparative Examples 1 and 2, and Examples 3 and 4 were determined using the rotating cylinder apparatus of the Ph Eur/USP. The back of the TTS is affixed to the cylinder element using double sided adhesive tape. Following removal of the release liner, the cylinder is lowered into the dissolution medium (600 ml, degassed 0.9% sodium chloride solution at 32°C) and rotated at 50 rpm. At 0.5, 2, 8 (or 5) and 24 hours, 4 ml samples are removed and analyzed by a reverse phase HPLC method using a mobile phase of 55:45% v/v acetonitrile:0.05 M potassium dihydrogen phosphate (adjusted to pH 3.5) and UV detection at 220 nm. The results are shown in Table 8 and Figures 5 to 8.

- 87 -

[00202] Table 8

In vitro dissolution [%] (SD)				
Elapsed time (hr)	Comparative Example 1 n = 6	Comparative Example 2 n = 6	Example 3 n= 6	Example 4 n=3
0	0	0	0	0
0.5	15 (0.5)	51 (13.3)	8 (0.5)	6 (0)
2	22 (1.0)	59 (13.5)	14 (0.8)	12 (0)
5	29 (1.2)	-	22 (1.1)	-
8	-	-	-	24 (2.4)
24	51 (1.0)	95 (8.8)	52 (1.6)	44 (1.3)

**EXAMPLE 10**

5

[00203] In Example 10, the in-vitro skin permeation rates of Comparative Examples 1 and 2 and Norspan® were determined by in vitro experiments in accordance with the OECD Guideline (adopted April 13, 2004) carried out with a 9 ml Franz diffusion cell. Split thickness human skin from cosmetic surgeries (female breast, date of birth 1987) was used. A dermatome was used to prepare skin to a thickness of 800 µm, with an intact epidermis for all examples Comparative Examples 1 and 2 and the commercial product Norspan®. Diecuts with an area of 1.163 cm<sup>2</sup> were punched from Comparative Examples 1 and 2, and were each tested

10

against diecuts of the commercial product Norspan®. The concentrations of buprenorphine in the receptor medium of the Franz cell (phosphate buffer solution pH 5.5 with 0.1% saline azide as antibacteriological agent) at a temperature of  $32 \pm 1^\circ\text{C}$  were measured. The results are shown in Tables 9.1 to 9.4 and Figure 9.

5 [00204] **Table 9.1**

<b>Non-cumulative release [<math>\mu\text{g}/\text{cm}^2</math>] n = 3 (SD)</b>			
<b>Elapsed time (hr)</b>	<b>Comparative Example 1</b>	<b>Comparative Example 2</b>	<b>Norspan®</b>
<b>0</b>	0	0	0
<b>8</b>	1.29 (1.71)	0.48 (0.23)	0.75 (0.10)
<b>24</b>	19.85 (17.70)	10.75 (2.90)	7.05 (5.31)
<b>32</b>	16.32 (11.50)	11.27 (2.56)	7.63 (0.68)
<b>48</b>	35.88 (18.39)	31.67 (5.81)	15.63 (1.70)
<b>72</b>	58.22 (17.37)	69.03 (9.19)	23.73 (2.05)
<b>144</b>	155.33 (15.27)	154.67 (6.41)	56.80 (3.723)
<b>168</b>	50.88 (2.60)	33.28 (3.47)	18.67 (1.3)

[00205] Table 9.2

Mean non-cumulative skin permeation rate [ $\mu\text{g}/\text{cm}^2\text{-hr}$ ] n = 3 (SD)			
Elapsed time (hr)	Comparative Example 1	Comparative Example 2	Norspan®
<b>0</b>	0	0	0
<b>8</b>	0.16 (0.21)	0.06 (0.03)	0.09 (0.01)
<b>24</b>	1.24 (1.11)	0.67 (0.18)	0.44 (0.33)
<b>32</b>	2.04 (1.44)	1.41 (0.32)	0.95 (0.08)
<b>48</b>	2.24 (1.15)	1.98 (0.36)	0.98 (0.11)
<b>72</b>	2.43 (0.72)	2.88 (0.38)	0.99 (0.09)
<b>144</b>	2.16 (0.21)	2.15 (0.09)	0.79 (0.05)
<b>168</b>	2.12 (0.11)	1.39 (0.14)	0.78 (0.05)

- 90 -

[00206] Table 9.3

Cumulative release after 168 hours of release [ $\mu\text{g}/\text{cm}^2$ ] n = 3 (SD)		
Comparative Example 1	Comparative Example 2	Norspan®
337.83 (82.62)	311.17 (14.25)	130.33 (14.05)

[00207] Table 9.4

5

Mean cumulative skin permeation rate over 168 hours taking into account a lag time of 24 hours [ $\mu\text{g}/\text{cm}^2\text{-hr}$ ]		
Comparative Example 1	Comparative Example 2	Norspan®
2.3	2.2	0.9

**EXAMPLE 11**

[00208] In Example 11, the in-vitro skin permeation rates of Examples 5 to 8 and BuTrans® were determined by in vitro experiments in accordance with the OECD Guideline (adopted April 13, 2004) carried out with a 9 ml Franz diffusion cell. Split thickness human skin from cosmetic surgeries (female sample of abdomen region, date of birth 1983) was used. A dermatome was used to prepare skin to a thickness of 800  $\mu\text{m}$ , with an intact epidermis for all examples 5 to 8 and the commercial product BuTrans®. Diecuts with an area of 1.163  $\text{cm}^2$  were punched from examples 5 to 8, and were each tested against diecuts of the commercial product BuTrans®. The concentrations of buprenorphine in the receptor medium of the Franz cell (phosphate buffer solution pH 5.5 with 0.1% saline azide as

- 91 -

antibacteriological agent) at a temperature of  $32 \pm 1^\circ\text{C}$  were measured. The results are shown in Tables 10.1 to 10.7 and Figures 10 to 13.

**[00209] Table 10.1**

<b>Non-cumulative release [<math>\mu\text{g}/\text{cm}^2</math>] n = 3 (SD)</b>				
<b>Elapsed time (hr)</b>	<b>Example 6.1</b>	<b>Example 7.1</b>	<b>Example 8.1</b>	<b>BuTrans®</b>
<b>0</b>	0	0	0	0
<b>8</b>	1.9 (0.2)	4.4 (1.3)	3.5 (0.6)	2.1 (0.8)
<b>24</b>	26.0 (3.4)	45.0 (6.3)	33.5 (2.1)	25.2 (6.8)
<b>32</b>	22.9 (3.5)	34.0 (1.6)	27.1 (1.3)	19.4 (3.7)
<b>48</b>	47.8 (4.6)	61.4 (1.1)	51.6 (2.3)	34.3 (4.2)
<b>72</b>	78.4 (4.6)	88.3 (2.6)	79.6 (4.9)	48.2 (2.8)
<b>144</b>	193.3 (13.1)	203.3 (9.9)	192.3 (11.0)	92.7 (3.3)
<b>168</b>	69.8 (3.2)	75.7 (2.4)	68.0 (1.6)	28.5 (0.7)



- 92 -

[00210] Table 10.2

Non-cumulative release [ $\mu\text{g}/\text{cm}^2$ ] n = 3 (SD)			
Elapsed time (hr)	Example 7.2	Example 5.2	BuTrans®
0	0	0	0
8	2.5 (0.7)	2.8 (0.8)	2.1 (0.8)
24	30.1 (4.8)	35.6 (4.6)	25.2 (6.8)
32	27.2 (3.0)	30.4 (3.9)	19.4 (3.7)
48	56.2 (3.3)	62.7 (9.1)	34.3 (4.2)
72	89.0 (0.9)	96.9 (12.3)	48.2 (2.8)
144	203.7 (12.0)	216.3 (15.6)	92.7 (3.3)
168	66.6 (8.5)	70.5 (5.7)	28.5 (0.7)

- 93 -

[00211] Table 10.3

Mean non-cumulative skin permeation rate [ $\mu\text{g}/\text{cm}^2\text{-hr}$ ] n = 3 (SD)				
Elapsed time (hr)	Example 6.1	Example 7.1	Example 8.1	BuTrans®
0	0	0	0	0
8	0.2 (0.0)	0.5 (0.2)	0.4 (0.1)	0.3 (0.1)
24	1.6 (0.2)	2.8 (0.4)	2.1 (0.1)	1.6 (0.4)
32	2.9 (0.4)	4.2 (0.2)	3.4 (0.2)	2.4 (0.5)
48	3.0 (0.3)	3.8 (0.1)	3.2 (0.1)	2.1 (0.3)
72	3.3 (0.3)	3.7 (0.1)	3.3 (0.2)	2.0 (0.1)
144	2.7 (0.2)	2.8 (0.1)	2.7 (0.2)	1.3 (0.0)
168	2.9 (0.1)	3.2 (0.1)	2.8 (0.1)	1.2 (0.0)

[00212] Table 10.4

Mean non-cumulative skin permeation rate [ $\mu\text{g}/\text{cm}^2\text{-hr}$ ] n = 3 (SD)			
Elapsed time (hr)	Example 7.2	Example 5.2	BuTrans®
<b>0</b>	0	0	0
<b>8</b>	0.3 (0.1)	0.4 (0.1)	0.3 (0.1)
<b>24</b>	1.9 (0.3)	2.2 (0.3)	1.6 (0.4)
<b>32</b>	3.4 (0.4)	3.8 (0.5)	2.4 (0.5)
<b>48</b>	3.5 (0.2)	3.9 (0.6)	2.1 (0.3)
<b>72</b>	3.7 (0.0)	4.0 (0.5)	2.0 (0.1)
<b>144</b>	2.8 (0.2)	3.0 (0.2)	1.3 (0.0)
<b>168</b>	2.8 (0.4)	2.9 (0.2)	1.2 (0.0)

[00213] Table 10.5

Mean non-cumulative skin permeation rate [ $\mu\text{g}/\text{cm}^2\text{-hr}$ ] n = 3 (SD) and per area of release [ $\mu\text{g}/\text{hr}$ ]				
Elapsed time (hr)	Sample interval (hr)	Area of release ( $\text{cm}^2$ )	Example 5.2	BuTrans® Area of release ( $25 \text{ cm}^2$ )
<b>0</b>	0		0	0
<b>8</b>	8		0.4 (0.1)	0.3 (0.1)
		10	<b>3.5</b>	<b>6.7</b>
		14	<b>4.9</b>	<b>6.7</b>
<b>24</b>	16		2.2 (0.3)	1.6 (0.4)
		10	<b>22.2</b>	<b>39.4</b>
		14	<b>31.1</b>	<b>39.4</b>
<b>32</b>	8		3.8 (0.5)	2.4 (0.5)
		10	<b>38.0</b>	<b>60.7</b>
		14	<b>53.1</b>	<b>60.7</b>
<b>48</b>	16		3.9 (0.6)	2.1 (0.3)

- 96 -

		10	<b>39.2</b>	<b>53.6</b>
		14	<b>54.8</b>	<b>53.6</b>
<b>72</b>	24		4.0 (0.5)	2.0 (0.1)
		10	<b>40.4</b>	<b>50.2</b>
		14	<b>56.5</b>	<b>50.2</b>
<b>144</b>	72		3.0 (0.2)	1.3 (0.0)
		10	<b>30.0</b>	<b>32.2</b>
		14	<b>42.1</b>	<b>32.2</b>
<b>168</b>	24		2.9 (0.2)	1.2 (0.0)
		10	<b>29.4</b>	<b>29.7</b>
		14	<b>41.1</b>	<b>29.7</b>

[00214] Table 10.6

Cumulative release after 168 hours of release [ $\mu\text{g}/\text{cm}^2$ ] n = 3 (SD)	
Example 5.2	BuTrans®
515.3 (44.1)	250.7 (17.1)

- 97 -

[00215] Table 10.7

Mean cumulative skin permeation rate over 168 hours taking into account a lag time of 24 hours [ $\mu\text{g}/\text{cm}^2\text{-hr}$ ]	
Example 5.2	BuTrans®
3.6	1.7

- 98 -

### CLAIMS

1. Transdermal therapeutic system for the transdermal administration of  
5 buprenorphine, comprising a buprenorphine-containing self-adhesive layer structure comprising
- A) a buprenorphine-impermeable backing layer, and  
B) a buprenorphine-containing pressure-sensitive adhesive layer on said  
buprenorphine-impermeable backing layer, the adhesive layer comprising
- 10 a) at least one polymer-based pressure-sensitive adhesive,  
b) an analgesically effective amount of buprenorphine base or a  
pharmaceutically acceptable salt thereof,  
c) a viscosity-increasing substance in an amount of about 0.1% to about  
8% of said buprenorphine-containing pressure-sensitive adhesive  
15 layer, and  
d) a carboxylic acid selected from the group consisting of oleic acid,  
linoleic acid, linolenic acid, levulinic acid and mixtures thereof, in an  
amount sufficient so that said analgesically effective amount of  
buprenorphine is solubilized therein to form a mixture including said  
20 viscosity-increasing substance, and wherein the carboxylic acid-,  
buprenorphine- and viscosity-increasing substance-containing mixture  
forms dispersed deposits in the said pressure-sensitive adhesive, and  
wherein said buprenorphine-containing pressure-sensitive adhesive layer is the skin  
contact layer.
- 25 2. Transdermal therapeutic system for the transdermal administration of  
buprenorphine, comprising a buprenorphine-containing self-adhesive layer structure comprising

- 99 -

- A) a buprenorphine-impermeable backing layer, and  
B) a buprenorphine-containing pressure-sensitive adhesive layer on said buprenorphine-impermeable backing layer, the adhesive layer comprising
- a) at least one polymer-based pressure-sensitive adhesive,
  - 5       b) an analgesically effective amount of buprenorphine base or a pharmaceutically acceptable salt thereof,
  - c) soluble polyvinylpyrrolidone, and
  - d) a carboxylic acid selected from the group consisting of oleic acid, linoleic acid, linolenic acid, levulinic acid and mixtures thereof, in an  
10       amount sufficient so that said analgesically effective amount of buprenorphine is solubilized therein to form a mixture including said polyvinylpyrrolidone, and wherein the carboxylic acid-, buprenorphine- and polyvinylpyrrolidone-containing mixture forms dispersed deposits in the said pressure-sensitive adhesive, and
- 15       wherein said buprenorphine-containing pressure-sensitive adhesive layer is the skin contact layer.
3.       Transdermal therapeutic system in accordance with claim 2, wherein the polyvinylpyrrolidone has a K-Value of at least about 5.  
20
4.       Transdermal therapeutic system in accordance with claim 2, wherein the polyvinylpyrrolidone has a K-Value of at least about 10.
5.       Transdermal therapeutic system in accordance with claim 2, wherein the  
25       polyvinylpyrrolidone has a K-Value of at least about 15.
6.       Transdermal therapeutic system in accordance with claim 2, wherein the polyvinylpyrrolidone has a K-Value of at least about 20.



- 100 -

7. Transdermal therapeutic system in accordance with claim 2, wherein the polyvinylpyrrolidone has a K-Value of at least about 50.
- 5 8. Transdermal therapeutic system in accordance with claim 2, wherein the polyvinylpyrrolidone has a K-Value of at least about 80.
9. Transdermal therapeutic system in accordance with any one of claims 1 to 8, wherein said buprenorphine is present in the form of buprenorphine base and/or  
10 wherein said carboxylic acid is levulinic acid.
10. Transdermal therapeutic system in accordance with any one of claims 1 to 9, wherein said polymer-based pressure-sensitive adhesive is based on polysiloxanes or polyisobutylenes.
- 15 11. Transdermal therapeutic system in accordance with any one of claims 1 to 8, wherein said buprenorphine is present in the form of buprenorphine base, said carboxylic acid is levulinic acid and the polymer-based pressure-sensitive adhesive is based on polysiloxanes.
- 20 12. Transdermal therapeutic system in accordance with any one of claims 1 to 11, wherein said viscosity-increasing substance or said polyvinylpyrrolidone is present in an amount of about 0.1% to about 7%.
- 25 13. Transdermal therapeutic system in accordance with claim 12, wherein said viscosity-increasing substance or said polyvinylpyrrolidone is present in an amount of about 0.5% to about 5%.
14. Transdermal therapeutic system in accordance with claim 12, wherein said  
30 viscosity-increasing substance or said polyvinylpyrrolidone is present in an amount of about 1% to about 4%.

- 101 -

15. Transdermal therapeutic system in accordance with claim 12, wherein said viscosity-increasing substance or said polyvinylpyrrolidone is present in an amount of about 2% to about 3%.

5

16. Transdermal therapeutic system in accordance with any one of claims 1, and 9 to 15, wherein said viscosity-increasing substance is selected from the group consisting of cellulose derivatives such as methylcellulose, ethylcellulose, hydroxyethylcellulose, hydroxypropylcellulose, hydroxypropylmethylcellulose, carboxymethylcellulose, sodium carboxymethylcellulose, microcrystalline cellulose, high molecular mass polyacrylic acids and/or their salts and/or their derivatives such as esters, polyvinylpyrrolidone, colloidal silicone dioxide, sodium alginate, tragacanth, xanthan gum, bentonite, carageenan and guar gum.

17. Transdermal therapeutic system in accordance with any one of claims 1 to 16, wherein said buprenorphine is present in the form of buprenorphine base, said carboxylic acid is levulinic acid, said polymer-based pressure-sensitive adhesive is based on polysiloxanes and including soluble polyvinylpyrrolidone in an amount of about 1% to about 4%.

20

18. Transdermal therapeutic system in accordance with any one of claims 1 to 17, the amount of said buprenorphine contained in the transdermal therapeutic system ranging from about 1 mg to about 4 mg buprenorphine base or an equimolar amount of a pharmaceutically acceptable salt thereof, or about 3.5 mg to about 8 mg buprenorphine base or an equimolar amount of a pharmaceutically acceptable salt thereof, or about 6.5 mg to about 16 mg buprenorphine base or an equimolar amount of a pharmaceutically acceptable salt thereof, or

25

- 102 -

about 11.5 mg to about 24 mg buprenorphine base or an equimolar amount of a pharmaceutically acceptable salt thereof, or

about 15 mg to about 32 mg buprenorphine base or an equimolar amount of a pharmaceutically acceptable salt thereof.

5

19. Transdermal therapeutic system in accordance with any one of claims 1 to 18, the size of said buprenorphine-containing pressure-sensitive adhesive layer providing the area of release ranging from

about 1 cm<sup>2</sup> to about 4.8 cm<sup>2</sup>, or

10 about 3 cm<sup>2</sup> to about 9.5 cm<sup>2</sup>, or

about 6 cm<sup>2</sup> to about 19 cm<sup>2</sup>, or

about 12 cm<sup>2</sup> to about 28.5 cm<sup>2</sup>, or

about 16 cm<sup>2</sup> to about 38 cm<sup>2</sup>.

15

20. Transdermal therapeutic system in accordance with any one of claims 1 to 17, the size of said buprenorphine-containing pressure-sensitive adhesive layer providing the area of release ranging from about 1 cm<sup>2</sup> to about 4.8 cm<sup>2</sup> and the amount of said buprenorphine contained in the transdermal therapeutic system ranging from

20

about 1 mg to about 4 mg buprenorphine base or an equimolar amount of a pharmaceutically acceptable salt thereof.

21. Transdermal therapeutic system in accordance with claim 20, said transdermal therapeutic system providing a mean AUC<sub>t</sub> of more than 7,000 pg.hr/ml over about 168 hours of administration after a single-dose administration to a subject population and/or

25

wherein the transdermal therapeutic system provides a nominal mean release rate of about 5 µg/hr over about 168 hours of administration and/or

wherein buprenorphine is present in the form of buprenorphine base and wherein the transdermal therapeutic system when tested in a comparative clinical study is

30

- 103 -

bioequivalent to the commercial product BuTrans® having an area of release of 6.25 cm<sup>2</sup>.

22. Transdermal therapeutic system in accordance with any one of claims  
5 1 to 17, the size of said buprenorphine-containing pressure-sensitive adhesive layer providing the area of release ranging from about 3 cm<sup>2</sup> to about 9.5 cm<sup>2</sup>, and the amount of said buprenorphine contained in the transdermal therapeutic system ranging from  
about 3.5 mg to about 8 mg buprenorphine base or an equimolar amount of a  
10 pharmaceutically acceptable salt thereof.

23. Transdermal therapeutic system in accordance with claim 22, said  
transdermal therapeutic system providing a mean AUC<sub>t</sub> of more than 14,000  
pg.hr/ml over about 168 hours of administration after a single-dose administration to  
15 a subject population and/or  
wherein the transdermal therapeutic system provides a nominal mean release rate of  
about 10 µg/hr over about 168 hours of administration and/or  
wherein buprenorphine is present in the form of buprenorphine base and wherein the  
transdermal therapeutic system when tested in a comparative clinical study is  
20 bioequivalent to the commercial product BuTrans® having an area of release of 12.5  
cm<sup>2</sup>.

24. Transdermal therapeutic system in accordance with any one of claims  
1 to 23, the size of said buprenorphine-containing pressure-sensitive adhesive layer  
25 providing the area of release ranging from about 6 cm<sup>2</sup> to about 19 cm<sup>2</sup> and the amount of said buprenorphine contained in the transdermal therapeutic system ranging from  
about 6.5 mg to about 16 mg buprenorphine base or an equimolar amount of a  
pharmaceutically acceptable salt thereof.

30

- 104 -

25. Transdermal therapeutic system in accordance with claim 24, said transdermal therapeutic system providing a mean AUC<sub>t</sub> of more than 28,000 pg.hr/ml over about 168 hours of administration after a single-dose administration to a subject population and/or
- 5 wherein the transdermal therapeutic system provides a nominal mean release rate of about 20 µg/hr over about 168 hours of administration and/or wherein buprenorphine is present in the form of buprenorphine base and wherein the transdermal therapeutic system when tested in a comparative clinical study is bioequivalent to the commercial product BuTrans® having an area of release of 25
- 10 cm<sup>2</sup>.
26. Transdermal therapeutic system in accordance with any one of claims 1 to 17, the size of said buprenorphine-containing pressure-sensitive adhesive layer providing the area of release ranging from about 12 cm<sup>2</sup> to about 28.5 cm<sup>2</sup>, and the
- 15 amount of said buprenorphine contained in the transdermal therapeutic system ranging from about 11.5 mg to about 24 mg buprenorphine base or an equimolar amount of a pharmaceutically acceptable salt thereof.
- 20 27. Transdermal therapeutic system in accordance with claim 26, said transdermal therapeutic system providing a mean AUC<sub>t</sub> of more than 42,000 pg.hr/ml over about 168 hours of administration after a single-dose administration to a subject population and/or wherein the transdermal therapeutic system provides a nominal mean release rate of
- 25 about 30 µg/hr over about 168 hours of administration.
28. Transdermal therapeutic system in accordance with any one of claims 1 to 17, the size of said buprenorphine-containing pressure-sensitive adhesive layer providing the area of release ranging from about 16 cm<sup>2</sup> to about 38 cm<sup>2</sup>, and the

- 105 -

amount of said buprenorphine contained in the transdermal therapeutic system ranging from about 15 mg to about 32 mg buprenorphine base or an equimolar amount of a pharmaceutically acceptable salt thereof.

5

29. Transdermal therapeutic system in accordance with claim 28, said transdermal therapeutic system providing a mean AUC<sub>t</sub> of more than 62,000 pg.hr/ml over about 168 hours of administration after a single-dose administration to a subject population and/or

10 wherein the transdermal therapeutic system provides a nominal mean release rate of about 40 µg/hr over about 168 hours of administration.

30. Transdermal therapeutic system in accordance with any one of claims 1 to 29, said transdermal therapeutic system providing an arithmetic mean t<sub>max</sub> of from  
15 about 60 hr to about 120 hr after a single-dose administration to a subject population.

31. Transdermal therapeutic system in accordance with any one of claims 1 to 30, said transdermal therapeutic system providing a mean AUC<sub>t</sub> per area of release of more than 1,700 pg.hr/ml-cm<sup>2</sup> over about 168 hours of administration after a single-  
20 dose administration to a subject population.

32. Transdermal therapeutic system in accordance with any one of claims 1 to 31, said buprenorphine-containing pressure-sensitive adhesive layer containing more than 0.55 mg/cm<sup>2</sup> of buprenorphine base or an equimolar amount of a  
25 pharmaceutically acceptable salt thereof.

33. Transdermal therapeutic system in accordance with any one of claims 1 to 32, said buprenorphine-containing pressure-sensitive adhesive layer containing more than 5% buprenorphine base or an equimolar amount of a pharmaceutically  
30 acceptable salt thereof.

- 106 -

34. Transdermal therapeutic system in accordance with any one of claims 1 to 33, the buprenorphine-containing pressure-sensitive adhesive layer being coated at a dry weight of more than 6 mg/cm<sup>2</sup>.
- 5 35. Transdermal therapeutic system in accordance with any one of claims 1 to 34, wherein the carboxylic acid is levulinic acid, said buprenorphine-containing pressure-sensitive adhesive layer containing less % amounts of levulinic acid than % amounts of buprenorphine, based on the % amount of buprenorphine base.
- 10 36. Transdermal therapeutic system in accordance with any one of claims 1 to 35, wherein the carboxylic acid is levulinic acid, said buprenorphine-containing pressure-sensitive adhesive layer containing more than 5 % levulinic acid.
37. Transdermal therapeutic system in accordance with any one of claims 1 to 36,  
15 said buprenorphine-containing self-adhesive layer structure being attached to a second larger active agent-free self-adhesive layer structure for enhancing the adhesive properties of the overall transdermal therapeutic system.
38. Transdermal therapeutic system in accordance with claim 37, said second  
20 active-free self-adhesive layer structure comprising a backing layer and an active agent-free pressure-sensitive adhesive layer of pressure-sensitive adhesive based on polyacrylates or polysiloxanes.
39. Transdermal therapeutic system in accordance with any one of claims 1 to 38,  
25 wherein buprenorphine is present in the form of buprenorphine base and providing a mean cumulative skin permeation rate measured in a Franz diffusion cell with dermatomed human skin of more than 1.3 µg/cm<sup>2</sup>-hr over a 168 hours test and/or providing a cumulative release of buprenorphine base as measured in a Franz diffusion cell with dermatomed human skin of 220 µg/cm<sup>2</sup> to 640 µg/cm<sup>2</sup> over a time  
30 period of 168 hours.

- 107 -

40. Transdermal therapeutic system in accordance with any one of claims 1 to 39, wherein buprenorphine is present in the form of buprenorphine base and providing a non-cumulative release of buprenorphine base as measured in a Franz diffusion cell with dermatomed human skin of
- 5    2  $\mu\text{g}/\text{cm}^2$  to 10  $\mu\text{g}/\text{cm}^2$  in the first 8 hours,  
20  $\mu\text{g}/\text{cm}^2$  to 80  $\mu\text{g}/\text{cm}^2$  from hour 8 to hour 24,  
20  $\mu\text{g}/\text{cm}^2$  to 80  $\mu\text{g}/\text{cm}^2$  from hour 24 to hour 32,  
30  $\mu\text{g}/\text{cm}^2$  to 120  $\mu\text{g}/\text{cm}^2$  from hour 32 to hour 48,  
40  $\mu\text{g}/\text{cm}^2$  to 150  $\mu\text{g}/\text{cm}^2$  from hour 48 to hour 72,  
10    100  $\mu\text{g}/\text{cm}^2$  to 300  $\mu\text{g}/\text{cm}^2$  from hour 72 to hour 144, and  
30  $\mu\text{g}/\text{cm}^2$  to 100  $\mu\text{g}/\text{cm}^2$  from hour 144 to hour 168.
41. A set of two to five different transdermal therapeutic systems each in accordance with any one of claims 1 to 40, wherein
- 15    the first transdermal therapeutic system provides a size of said buprenorphine-containing pressure-sensitive adhesive layer providing the area of release ranging from about 1  $\text{cm}^2$  to about 4.8  $\text{cm}^2$  and contains an amount of said buprenorphine from about 1 mg to about 4 mg buprenorphine base or an equimolar amount of a pharmaceutically acceptable salt thereof;
- 20    the second transdermal therapeutic system provides a size of said buprenorphine-containing pressure-sensitive adhesive layer providing the area of release ranging from about 3  $\text{cm}^2$  to about 9.5  $\text{cm}^2$  and contains an amount of said buprenorphine from about 3.5 mg to about 8 mg buprenorphine base or an equimolar amount of a pharmaceutically acceptable salt thereof; and
- 25    the third transdermal therapeutic system provides a size of said buprenorphine-containing pressure-sensitive adhesive layer providing the area of release ranging from about 6  $\text{cm}^2$  to about 19  $\text{cm}^2$  and contains an amount of said buprenorphine from about 6.5 mg to about 16 mg buprenorphine base or an equimolar amount of a pharmaceutically acceptable salt thereof; and



- 108 -

the fourth transdermal therapeutic system provides a size of said buprenorphine-containing pressure-sensitive adhesive layer providing the area of release ranging from about 12 cm<sup>2</sup> to about 28.5 cm<sup>2</sup> and contains an amount of said buprenorphine from about 11.5 mg to about 24 mg buprenorphine base or an equimolar amount of a pharmaceutically acceptable salt thereof; and

5 the fifth transdermal therapeutic system provides a size of said buprenorphine-containing pressure-sensitive adhesive layer providing the area of release ranging from about 16 cm<sup>2</sup> to about 38 cm<sup>2</sup> and contains an amount of said buprenorphine from about 15 mg to about 32 mg buprenorphine base or an equimolar amount of a pharmaceutically acceptable salt thereof.

10

42. Transdermal therapeutic system selected from a set in accordance with claim 41, wherein buprenorphine is present in the form of buprenorphine base and wherein the first transdermal therapeutic system when tested in a comparative clinical study is

15 bioequivalent to a reference product having an area of release of about 6.25 cm<sup>2</sup> and providing a nominal mean release rate of about 5 µg/hr over about 168 hours of administration,

the second transdermal therapeutic system when tested in a comparative clinical study is bioequivalent to a reference product having an area of release of about 12.5

20 cm<sup>2</sup> and providing a nominal mean release rate of about 10 µg/hr over about 168 hours of administration,

the third transdermal therapeutic system when tested in a comparative clinical study is bioequivalent to a reference product having an area of release of about 25 cm<sup>2</sup> and providing a nominal mean release rate of about 20 µg/hr over about 168 hours of

25 administration,

the fourth transdermal therapeutic system when tested in a comparative clinical study is bioequivalent to a reference product having an area of release of about 37.5 cm<sup>2</sup> and providing a nominal mean release rate of about 30 µg/hr over about 168 hours of administration,

- 109 -

the fifth transdermal therapeutic system when tested in a comparative clinical study is bioequivalent to a reference product having an area of release of about 50 cm<sup>2</sup> and providing a nominal mean release rate of about 40 µg/hr over about 168 hours of administration,

5 wherein the reference product is prepared by the following steps:

1. mixing of 1,139 g of a 47.83 % polyacrylate solution of a self-crosslinked acrylate copolymer of 2-ethylhexyl acrylate, vinyl acetate, acrylic acid (solvent: ethyl acetate:heptanes:isopropanol:toluene:acetylacetonate in the ratio of  
10 37:26:26:4:1), 100 g of levulinic acid, 150 g of oleyl oleate, 100 g of polyvinylpyrrolidone, 150 g of ethanol, 200 g of ethyl acetate, and 100 g of buprenorphine base to provide a mixture;
2. stirring the mixture of step 1 for about 2 hours and controlling the dissolution of all solids visually whereas controlling the evaporation loss  
15 by reweighing and replenishing the possible solvent loss by ethyl acetate;
3. subsequently applying the mixture on a transparent polyester film in such a manner that the mass per unit area of the dry adhesive layer amounts to about 80 g/m<sup>2</sup> wherein the polyester film is rendered removable by means of siliconization and serves as protective layer;
- 20 4. removing the solvents of the mixture applied on a transparent polyester film in step 3 by drying with heated air which is led over a moist lane resulting in evaporation of the solvents, but also in melting of the levulinic acid and covering the adhesive film with a polyester foil;
- 25 5. punching the area of release of 6.25 cm<sup>2</sup>, 12.5 cm<sup>2</sup>, 25 cm<sup>2</sup>, 37.5 cm<sup>2</sup> and 50 cm<sup>2</sup>, respectively, by means of suitable cutting tools and removing the edges left between the individual systems.

43. Transdermal therapeutic system comprising buprenorphine for the transdermal administration of buprenorphine, wherein buprenorphine is present in  
30 the form of buprenorphine base and providing a non-cumulative release of

- 110 -

- buprenorphine base as measured in a Franz diffusion cell with dermatomed human skin of
- 2  $\mu\text{g}/\text{cm}^2$  to 10  $\mu\text{g}/\text{cm}^2$  in the first 8 hours,
- 20  $\mu\text{g}/\text{cm}^2$  to 80  $\mu\text{g}/\text{cm}^2$  from hour 8 to hour 24,
- 5 20  $\mu\text{g}/\text{cm}^2$  to 80  $\mu\text{g}/\text{cm}^2$  from hour 24 to hour 32,
- 30  $\mu\text{g}/\text{cm}^2$  to 120  $\mu\text{g}/\text{cm}^2$  from hour 32 to hour 48,
- 40  $\mu\text{g}/\text{cm}^2$  to 150  $\mu\text{g}/\text{cm}^2$  from hour 48 to hour 72,
- 100  $\mu\text{g}/\text{cm}^2$  to 300  $\mu\text{g}/\text{cm}^2$  from hour 72 to hour 144, and
- 30  $\mu\text{g}/\text{cm}^2$  to 100  $\mu\text{g}/\text{cm}^2$  from hour 144 to hour 168, and
- 10 comprising a buprenorphine base-containing self-adhesive layer structure comprising
- A) a buprenorphine base-impermeable backing layer, and
- B) a buprenorphine base-containing pressure-sensitive adhesive layer on said buprenorphine base-impermeable backing layer, the adhesive layer comprising
- 15 a) at least one polymer-based pressure-sensitive adhesive,
- b) an analgesically effective amount of buprenorphine base,
- c) a viscosity-increasing substance in an amount of about 0.1% to about 8% of said buprenorphine-containing pressure-sensitive adhesive layer, and
- 20 d) a carboxylic acid selected from the group consisting of oleic acid, linoleic acid, linolenic acid, levulinic acid and mixtures thereof, in an amount sufficient so that said analgesically effective amount of buprenorphine base is solubilized therein to form a mixture including said viscosity-increasing substance, and wherein the carboxylic acid-,
- 25 buprenorphine base- and viscosity-increasing substance-containing mixture forms dispersed deposits in the said pressure-sensitive adhesive, and

- 111 -

wherein said buprenorphine base-containing pressure-sensitive adhesive layer is the skin contact layer.

44. Transdermal therapeutic system comprising buprenorphine for the
- 5 transdermal administration of buprenorphine, wherein buprenorphine is present in the form of buprenorphine base and providing a non-cumulative release of buprenorphine base as measured in a Franz diffusion cell with dermatomed human skin of
- 2  $\mu\text{g}/\text{cm}^2$  to 10  $\mu\text{g}/\text{cm}^2$  in the first 8 hours,
- 10 20  $\mu\text{g}/\text{cm}^2$  to 80  $\mu\text{g}/\text{cm}^2$  from hour 8 to hour 24,
- 20  $\mu\text{g}/\text{cm}^2$  to 80  $\mu\text{g}/\text{cm}^2$  from hour 24 to hour 32,
- 30  $\mu\text{g}/\text{cm}^2$  to 120  $\mu\text{g}/\text{cm}^2$  from hour 32 to hour 48,
- 40  $\mu\text{g}/\text{cm}^2$  to 150  $\mu\text{g}/\text{cm}^2$  from hour 48 to hour 72,
- 100  $\mu\text{g}/\text{cm}^2$  to 300  $\mu\text{g}/\text{cm}^2$  from hour 72 to hour 144, and
- 15 30  $\mu\text{g}/\text{cm}^2$  to 100  $\mu\text{g}/\text{cm}^2$  from hour 144 to hour 168, and
- comprising a buprenorphine base-containing self-adhesive layer structure comprising
- A) a buprenorphine base-impermeable backing layer, and
- B) a buprenorphine base-containing pressure-sensitive adhesive layer on said buprenorphine base-impermeable backing layer, the adhesive layer
- 20 comprising
- a) at least one polymer-based pressure-sensitive adhesive,
- b) an analgesically effective amount of buprenorphine base,
- c) soluble polyvinylpyrrolidone, and
- d) a carboxylic acid selected from the group consisting of oleic acid,
- 25 linoleic acid, linolenic acid, levulinic acid and mixtures thereof, in an amount sufficient so that said analgesically effective amount of buprenorphine is solubilized therein to form a mixture including said polyvinylpyrrolidone, and wherein the carboxylic acid-,

- 112 -

buprenorphine- and polyvinylpyrrolidone-containing mixture forms dispersed deposits in the said pressure-sensitive adhesive, and

wherein said buprenorphine base-containing pressure-sensitive adhesive layer is the skin contact layer.

5

45. Transdermal therapeutic system in accordance with any one of claims 1 to 44, wherein alternatively the buprenorphine-containing self adhesive layer structure comprises an additional skin contact layer.

10 46. Transdermal therapeutic system in accordance with any one of claims 1 to 45, wherein the buprenorphine base-containing pressure-sensitive adhesive layer comprises an anti-oxidant selected from the group consisting of ascorbyl palmitate, tocopherol and esters thereof, ascorbic acid, butylhydroxytoluene, butylhydroxyanisole or propyl gallate.

15

47. Transdermal therapeutic system in accordance with claim 46, wherein the anti-oxidant is ascorbyl palmitate and is present in an amount of from about 0.01 to about 0.5% of the buprenorphine-containing pressure-sensitive adhesive layer.

20 48. Transdermal therapeutic system in accordance with any one of claims 1 to 47 for use in a method of treating pain.

49. Transdermal therapeutic system in accordance with any one of claims 1 to 47 for use in a method of treating pain by applying a transdermal therapeutic system for  
25 more than 96 hours on the skin of a patient.

50. Transdermal therapeutic system in accordance with any one of claims 1 to 47 for use in a method of treating pain by applying a transdermal therapeutic system for about 168 hours on the skin of a patient.

30

- 113 -

51. Method of treating pain in a patient by applying a transdermal therapeutic system in accordance with any one of claims 1 to 47 for more than 96 hours on the skin of a patient.
- 5 52. Method of treating pain in a patient by applying a transdermal therapeutic system in accordance with any one of claims 1 to 47 for about 168 hours on the skin of a patient.
53. Use of polyvinylpyrrolidone in the manufacture of a transdermal therapeutic system for the transdermal administration of buprenorphine including dispersed deposits of a mixture including buprenorphine base and a carboxylic acid in a pressure sensitive adhesive based on polysiloxane to control the deposit size during the manufacture.
- 10 54. Method of manufacture of a transdermal therapeutic system for the transdermal administration of buprenorphine in accordance with any one of claims 1 to 47, comprising the steps of
1. providing a buprenorphine-containing adhesive mixture comprising
    - a) buprenorphine base or a pharmaceutically acceptable salt thereof
    - 20 b) a carboxylic acid,
    - c) a viscosity-increasing substance,
    - d) a polymer-based pressure-sensitive adhesive, and
    - e) solvent
  2. storing said mixture between 0 hours and 6 days
  - 25 3. homogenizing said buprenorphine-containing adhesive mixture;
  4. storing said homogenized mixture between 0 hours and 6 days
  5. coating said buprenorphine-containing adhesive mixture on a film using a roller coater in an amount to provide the desired coating dry weight,
  6. drying said coated buprenorphine-containing adhesive mixture to provide a
  - 30 buprenorphine-containing adhesive layer with the desired coating dry weight,

- 114 -

7. optionally laminating said buprenorphine-containing adhesive layer to a backing layer to provide an buprenorphine-containing self-adhesive layer structure,
  8. optionally punching the individual systems from the buprenorphine-containing self-adhesive layer structure with the desired area of release, and
  9. optionally adhering to the individual systems an active-free self-adhesive layer structure comprising also a backing layer and an active agent-free pressure-sensitive adhesive layer and which is larger than the individual systems of buprenorphine-containing self-adhesive layer structure.
- 10
55. Method in accordance with claim 54, wherein in step 1 buprenorphine is present in the form of buprenorphine base, the carboxylic acid is levulinic acid and the viscosity-increasing substance is polyvinylpyrrolidone and are dissolved in ethanol and subsequently suspended in a polymer-based pressure-sensitive adhesive
- 15 based on polysiloxane in heptane to provide the buprenorphine-containing adhesive mixture or emulsion.
56. Method of treating pain in a patient by applying for about 168 hours on the skin of a patient a transdermal therapeutic system for the transdermal administration
- 20 of buprenorphine, comprising a buprenorphine-containing self-adhesive layer structure comprising
- A) a buprenorphine-impermeable backing layer, and
  - B) a buprenorphine-containing pressure-sensitive adhesive layer on said buprenorphine-impermeable backing layer, the adhesive layer comprising
- 25 a) at least one polymer-based pressure-sensitive adhesive,
- b) an analgesically effective amount of buprenorphine base or a pharmaceutically acceptable salt thereof,

- 115 -

- c) a viscosity-increasing substance in an amount of about 0.1% to about 8% of said buprenorphine-containing pressure-sensitive adhesive layer, and
- 5 d) a carboxylic acid selected from the group consisting of oleic acid, linoleic acid, linolenic acid, levulinic acid and mixtures thereof, in an amount sufficient so that said analgesically effective amount of buprenorphine is solubilized therein to form a mixture including said viscosity-increasing substance, and wherein the carboxylic acid-, buprenorphine- and viscosity-increasing substance-containing mixture
- 10 forms dispersed deposits in the said pressure-sensitive adhesive, and
- wherein said buprenorphine-containing pressure-sensitive adhesive layer is the skin contact layer.

57. Method of treating pain in a patient by applying for about 168 hours on the skin of a patient a transdermal therapeutic system for the transdermal administration of buprenorphine, comprising a buprenorphine-containing self-adhesive layer structure comprising

15

- A) a buprenorphine-impermeable backing layer, and
- B) a buprenorphine-containing pressure-sensitive adhesive layer on said
- 20 buprenorphine-impermeable backing layer, the adhesive layer comprising
- a) at least one polymer-based pressure-sensitive adhesive,
- b) an analgesically effective amount of buprenorphine base or a pharmaceutically acceptable salt thereof,
- c) soluble polyvinylpyrrolidone, and
- 25 d) a carboxylic acid selected from the group consisting of oleic acid, linoleic acid, linolenic acid, levulinic acid and mixtures thereof, in an amount sufficient so that said analgesically effective amount of



- 116 -

buprenorphine is solubilized therein to form a mixture including said polyvinylpyrrolidone, and wherein the carboxylic acid-, buprenorphine- and polyvinylpyrrolidone-containing mixture forms dispersed deposits in the said pressure-sensitive adhesive, and

5 wherein said buprenorphine-containing pressure-sensitive adhesive layer is the skin contact layer.

58. Transdermal therapeutic system for administration of buprenorphine, comprising a buprenorphine-containing self-adhesive layer structure comprising

- 10 A) a buprenorphine-impermeable backing layer, and  
B) a buprenorphine-containing pressure-sensitive adhesive layer on said buprenorphine-impermeable backing layer, the adhesive layer comprising
- a) at least one polymer-based pressure-sensitive adhesive,
  - b) an analgesically effective amount of buprenorphine base or a  
15 pharmaceutically acceptable salt thereof,
  - c) soluble polyvinylpyrrolidone, and
  - d) a carboxylic acid selected from the group consisting of oleic acid, linoleic acid, linolenic acid, levulinic acid and mixtures thereof, in an amount sufficient so that said analgesically effective amount of  
20 buprenorphine is solubilized therein to form a mixture including said polyvinylpyrrolidone, and wherein the carboxylic acid-, buprenorphine- and polyvinylpyrrolidone- containing mixture forms dispersed deposits in the said pressure-sensitive adhesive, and

wherein said buprenorphine-containing pressure-sensitive adhesive layer is the skin  
25 contact layer for use in a method of treating pain by applying said transdermal therapeutic system for about 168 hours on the skin of a patient.

- 117 -

59. Transdermal therapeutic system for administration of buprenorphine, comprising a buprenorphine-containing self-adhesive layer structure comprising
- A) a buprenorphine-impermeable backing layer, and
  - B) a buprenorphine-containing pressure-sensitive adhesive layer on said
- 5        buprenorphine-impermeable backing layer, the adhesive layer comprising
- a) at least one polymer-based pressure-sensitive adhesive,
  - b) an analgesically effective amount of buprenorphine base or a pharmaceutically acceptable salt thereof,
  - c) a viscosity-increasing substance in an amount of about 0.1% to about
- 10        8% of said buprenorphine-containing pressure-sensitive adhesive layer, and
- d) a carboxylic acid selected from the group consisting of oleic acid, linoleic acid, linolenic acid, levulinic acid and mixtures thereof, in an amount sufficient so that said analgesically effective amount of
- 15        buprenorphine is solubilized therein to form a mixture including said viscosity-increasing substance, and wherein the carboxylic acid-, buprenorphine- and viscosity-increasing substance-containing mixture forms dispersed deposits in the said pressure-sensitive adhesive, and
- wherein said buprenorphine-containing pressure-sensitive adhesive layer is the skin
- 20        contact layer for use in a method of treating pain by applying said transdermal therapeutic system for about 168 hours on the skin of a patient.
60. Transdermal therapeutic system for the transdermal administration of buprenorphine base, comprising a buprenorphine base-containing self-adhesive layer
- 25        structure comprising
- A) a buprenorphine base-impermeable backing layer, and

- 118 -

- B) a buprenorphine base-containing pressure-sensitive adhesive layer on said buprenorphine base-impermeable backing layer, the adhesive layer comprising
- a) at least one pressure-sensitive adhesive based on polysiloxane,
  - 5 b) an analgesically effective amount of buprenorphine base,
  - c) soluble polyvinylpyrrolidone in an amount of about 1% to about 4% of the buprenorphine base-containing pressure-sensitive adhesive layer, wherein the polyvinylpyrrolidone has K-Value of at least about 80, and
  - 10 d) levulinic acid, in an amount sufficient so that said analgesically effective amount of buprenorphine base is solubilized therein to form a mixture including said polyvinylpyrrolidone, and wherein the levulinic acid-, buprenorphine base- and polyvinylpyrrolidone-containing mixture forms dispersed deposits in the said pressure-
  - 15 sensitive adhesive, and

wherein said buprenorphine base-containing pressure-sensitive adhesive layer is the skin contact layer.

61. Method of treating pain in a patient by applying to the skin of said patient for about 168 hours a transdermal therapeutic system, comprising a buprenorphine base-containing self-adhesive layer structure comprising

- A) a buprenorphine base-impermeable backing layer, and
- B) a buprenorphine base-containing pressure-sensitive adhesive layer on said buprenorphine base-impermeable backing layer, the adhesive layer
- 25 comprising
- a) at least one pressure-sensitive adhesive based on polysiloxane,
- b) an analgesically effective amount of buprenorphine base,

- 119 -

- c) soluble polyvinylpyrrolidone in an amount of about 1% to about 4% of the buprenorphine base-containing pressure-sensitive adhesive layer, wherein the polyvinylpyrrolidone has K-Value of at least about 80, and
- 5 d) levulinic acid, in an amount sufficient so that said analgesically effective amount of buprenorphine base is solubilized therein to form a mixture including said polyvinylpyrrolidone, and wherein the levulinic acid-, buprenorphine base- and polyvinylpyrrolidone-containing mixture forms dispersed deposits in the said pressure-
- 10 sensitive adhesive, and

wherein said buprenorphine base-containing pressure-sensitive adhesive layer is the skin contact layer.

62. Transdermal therapeutic system for the transdermal administration of buprenorphine base, comprising a buprenorphine base-containing self-adhesive layer structure comprising

15

- A) a buprenorphine base-impermeable backing layer, and
- B) a buprenorphine base-containing pressure-sensitive adhesive layer on said buprenorphine base-impermeable backing layer, the adhesive layer comprising
- 20
- a) at least one pressure-sensitive adhesive based on polysiloxane,
- b) an analgesically effective amount of buprenorphine base,
- c) soluble polyvinylpyrrolidone in an amount of about 1% to about 4% of the buprenorphine base-containing pressure-sensitive adhesive layer, wherein the polyvinylpyrrolidone has K-Value of at least about 80, and
- 25

- 120 -

- 5 d) levulinic acid, in an amount sufficient so that said analgesically effective amount of buprenorphine base is solubilized therein to form a mixture including said polyvinylpyrrolidone, and wherein the levulinic acid-, buprenorphine base- and polyvinylpyrrolidone-containing mixture forms dispersed deposits in the said pressure-sensitive adhesive, and

wherein said buprenorphine base-containing pressure-sensitive adhesive layer is the skin contact layer for use in a method of treating pain by applying said transdermal therapeutic system for about 168 hours on the skin of a patient.

10

63. A set of two to five different transdermal therapeutic systems for the transdermal administration of buprenorphine base selected from five different transdermal therapeutic systems, a first, a second, a third, a fourth and a fifth transdermal therapeutic system, each of the five different transdermal therapeutic systems comprising a buprenorphine-containing self-adhesive layer structure comprising
- 15

- A) a buprenorphine base-impermeable backing layer, and  
B) a buprenorphine base-containing pressure-sensitive adhesive layer on said buprenorphine base-impermeable backing layer, the adhesive layer comprising
- 20

- a) at least one pressure-sensitive adhesive based on polysiloxanes,  
b) an analgesically effective amount of buprenorphine base,  
c) soluble polyvinylpyrrolidone in an amount of about 1% to about 4% of the buprenorphine base-containing pressure-sensitive adhesive layer, wherein the polyvinylpyrrolidone has K-Value of at least about 80, and
- 25
- d) levulinic acid, in an amount sufficient so that said analgesically effective amount of buprenorphine base is solubilized therein to form

- 121 -

a mixture including said polyvinylpyrrolidone, and wherein the levulinic acid-, buprenorphine base- and polyvinylpyrrolidone-containing mixture forms dispersed deposits in the said pressure-sensitive adhesive, and

5 wherein,

the first transdermal therapeutic system provides a size of said buprenorphine-containing pressure-sensitive adhesive layer providing the area of release ranging from about 1 cm<sup>2</sup> to about 4.8 cm<sup>2</sup> and contains from about 1 mg to about 4 mg buprenorphine base;

10 the second transdermal therapeutic system provides a size of said buprenorphine-containing pressure-sensitive adhesive layer providing the area of release ranging from about 3 cm<sup>2</sup> to about 9.5 cm<sup>2</sup> and contains from about 3.5 mg to about 8 mg buprenorphine base; and

the third transdermal therapeutic system provides a size of said buprenorphine-containing pressure-sensitive adhesive layer providing the area of release ranging  
15 from about 6 cm<sup>2</sup> to about 19 cm<sup>2</sup> and contains from about 6.5 mg to about 16 mg buprenorphine base; and

the fourth transdermal therapeutic system provides a size of said buprenorphine-containing pressure-sensitive adhesive layer providing the area of release ranging  
20 from about 12 cm<sup>2</sup> to about 28.5 cm<sup>2</sup> and contains from about 11.5 mg to about 24 mg buprenorphine base; and

the fifth transdermal therapeutic system provides a size of said buprenorphine-containing pressure-sensitive adhesive layer providing the area of release ranging from about 16 cm<sup>2</sup> to about 38 cm<sup>2</sup> and contains from about 15 mg to about 32 mg  
25 buprenorphine base,

wherein the five different transdermal therapeutic systems have increasing areas of release and amounts of buprenorphine from the first to the fifth transdermal therapeutic system for use in method of treating pain by applying one of said transdermal therapeutic systems for about 168 hours on the skin of a patient.

30

Figure 1




Figure 2A


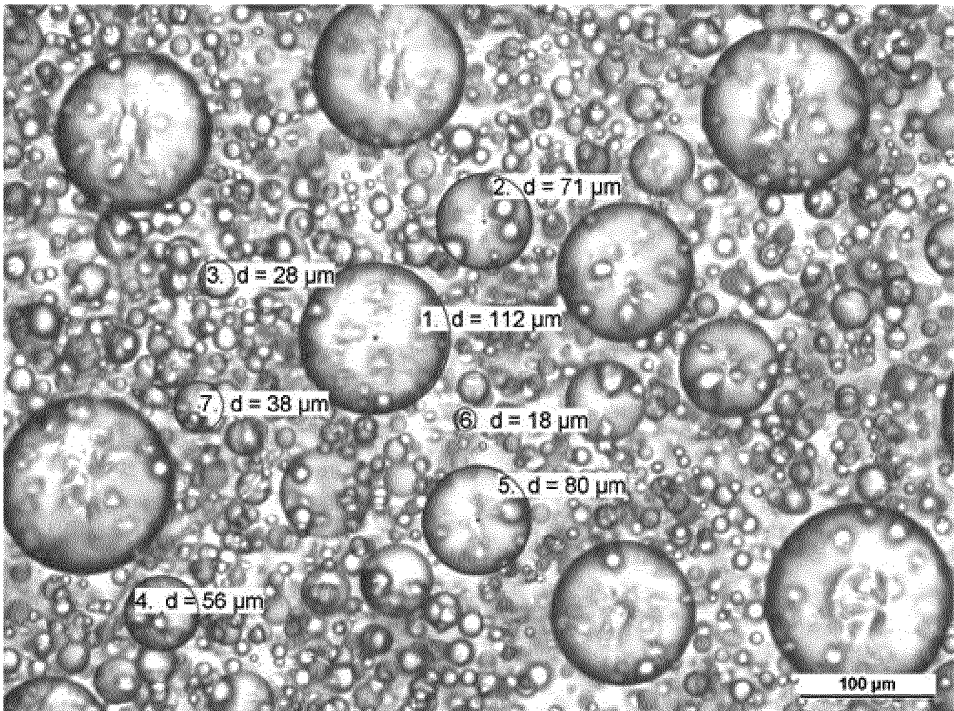


Figure 2B







**Figure 3A****Figure 3B**

Figure 4A




Figure 4B




Figure 5

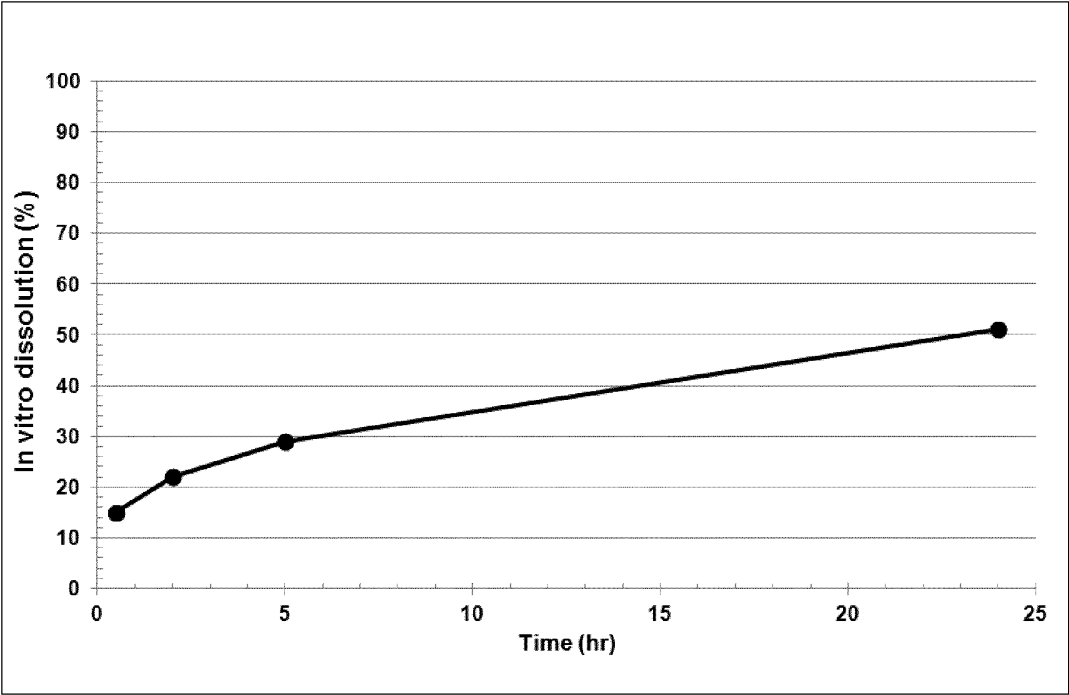


Figure 6

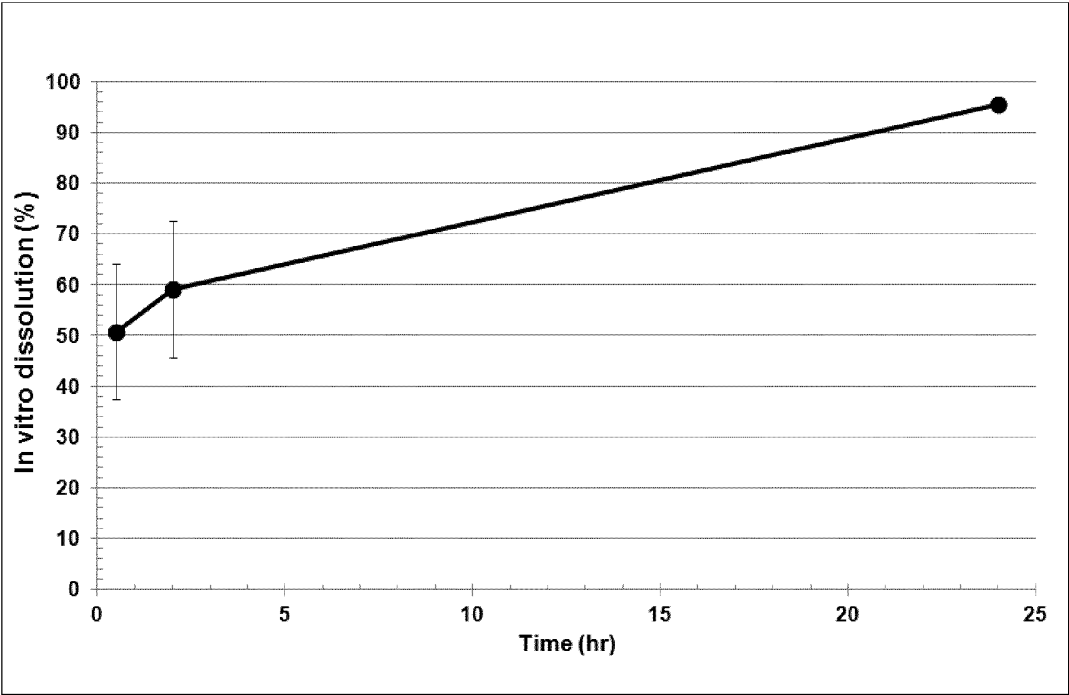


Figure 7

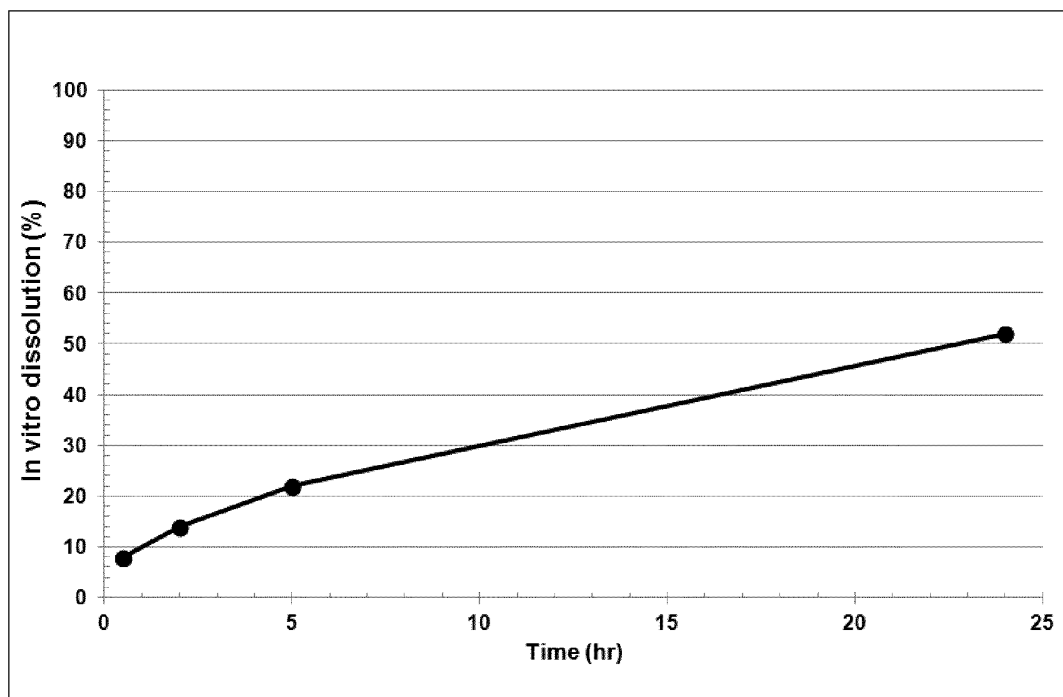


Figure 8

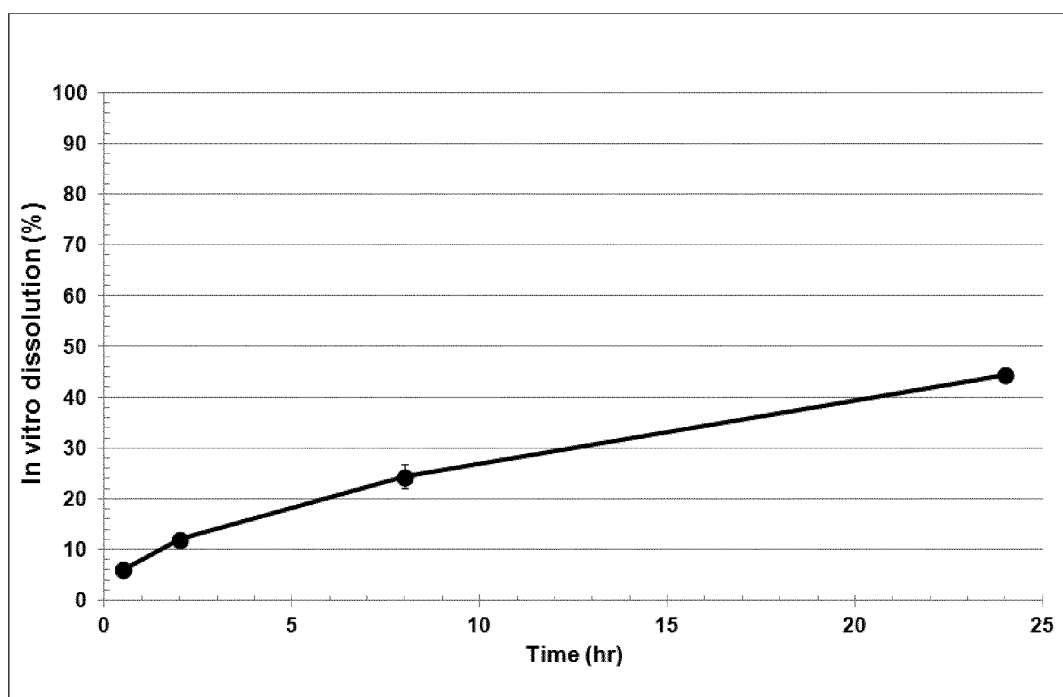


Figure 9

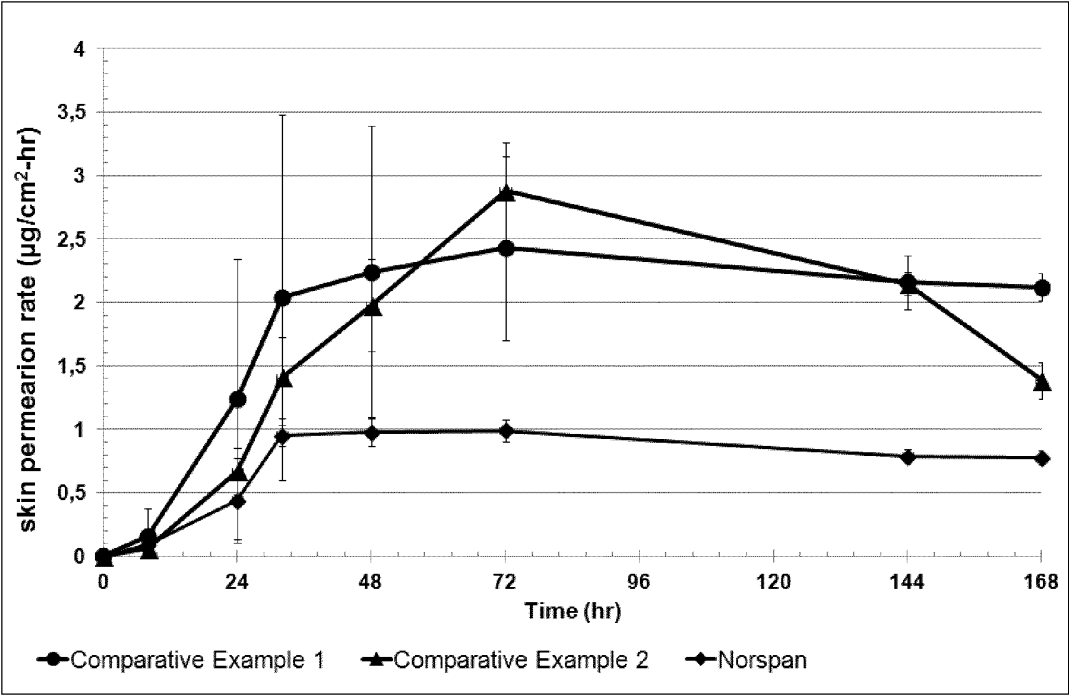


Figure 10

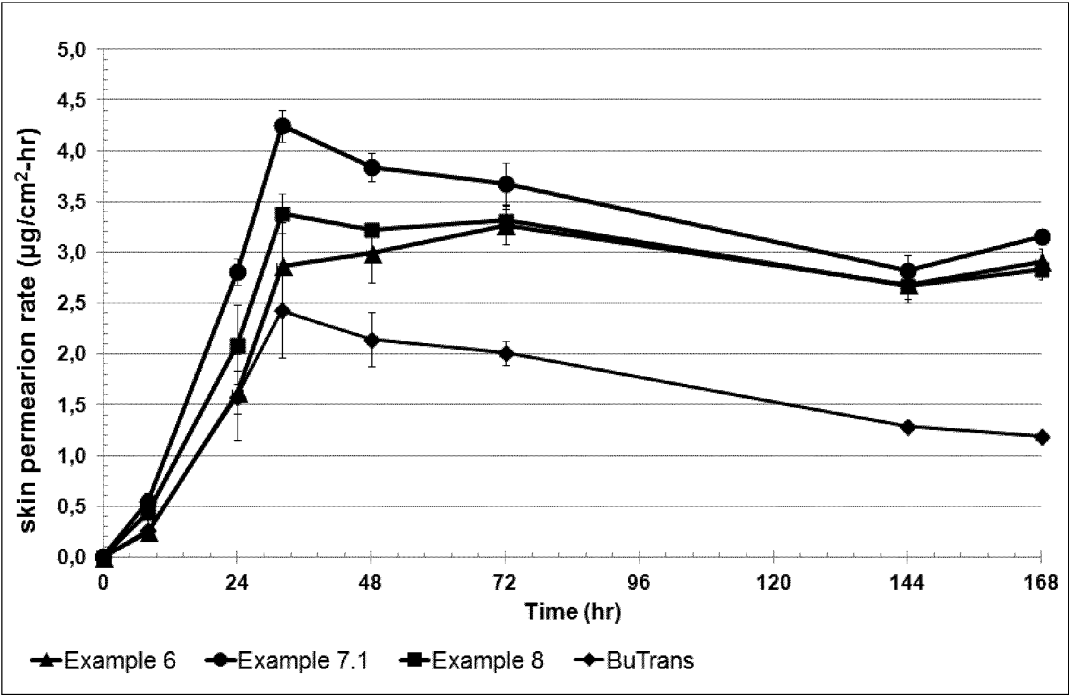


Figure 11

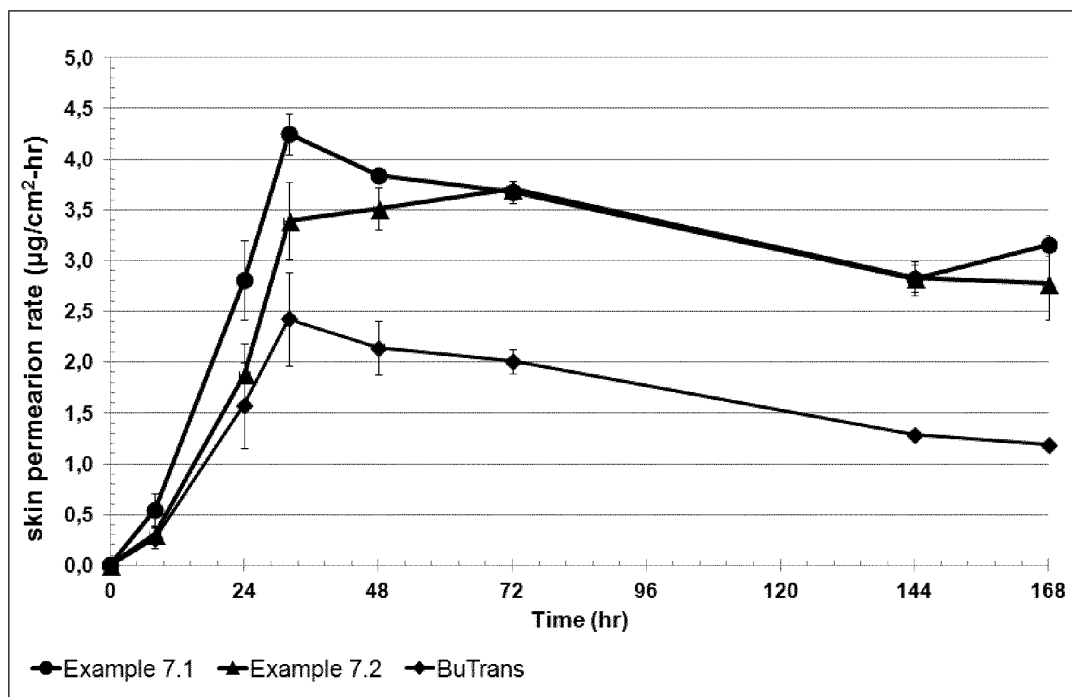


Figure 12

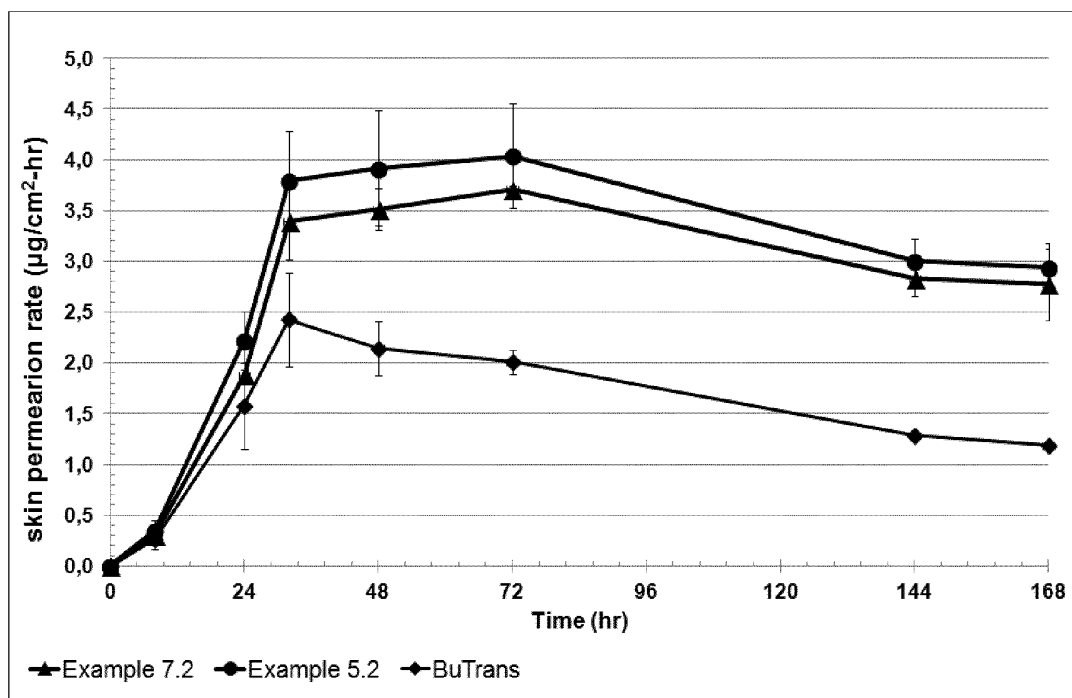
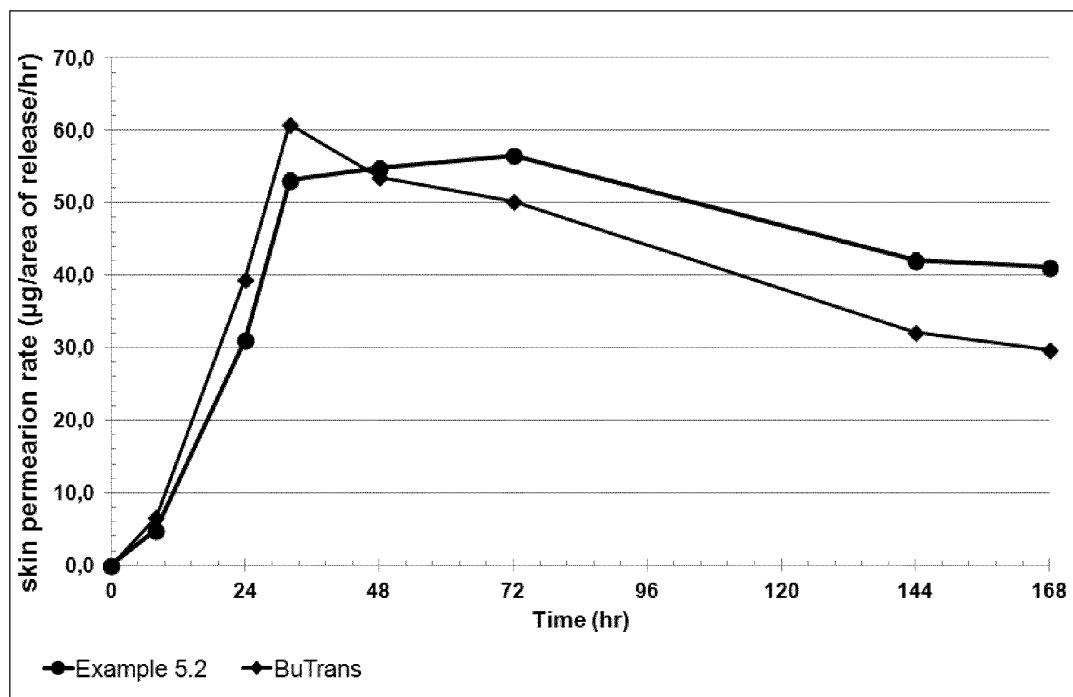


Figure 13



## INTERNATIONAL SEARCH REPORT

International application No

PCT/EP2014/061567

## A. CLASSIFICATION OF SUBJECT MATTER

INV. A61K9/70 A61K31/485 A61P25/04  
ADD.

According to International Patent Classification (IPC) or to both national classification and IPC

## B. FIELDS SEARCHED

Minimum documentation searched (classification system followed by classification symbols)

A61K

Documentation searched other than minimum documentation to the extent that such documents are included in the fields searched

Electronic data base consulted during the international search (name of data base and, where practicable, search terms used)

EPO-Internal, BIOSIS, EMBASE, WPI Data

## C. DOCUMENTS CONSIDERED TO BE RELEVANT

Category*	Citation of document, with indication, where appropriate, of the relevant passages	Relevant to claim No.
A	US 2010/119585 A1 (HILLE THOMAS [DE] ET AL) 13 May 2010 (2010-05-13) cited in the application paragraph [0005] - paragraph [0006] paragraph [0027] figure 1 examples claims	1-63
A	----- WO 03/018071 A1 (LOHMANN THERAPIE SYST LTS [DE]; MUELLER WALTER [DE]) 6 March 2003 (2003-03-06) page 2, line 13 - line 22 page 7, line 31 - page 8, line 5 examples claims -----	1-63



Further documents are listed in the continuation of Box C.



See patent family annex.

## \* Special categories of cited documents :

"A" document defining the general state of the art which is not considered to be of particular relevance

"E" earlier application or patent but published on or after the international filing date

"L" document which may throw doubts on priority claim(s) or which is cited to establish the publication date of another citation or other special reason (as specified)

"O" document referring to an oral disclosure, use, exhibition or other means

"P" document published prior to the international filing date but later than the priority date claimed

"T" later document published after the international filing date or priority date and not in conflict with the application but cited to understand the principle or theory underlying the invention

"X" document of particular relevance; the claimed invention cannot be considered novel or cannot be considered to involve an inventive step when the document is taken alone

"Y" document of particular relevance; the claimed invention cannot be considered to involve an inventive step when the document is combined with one or more other such documents, such combination being obvious to a person skilled in the art

"&" document member of the same patent family

Date of the actual completion of the international search

12 August 2014

Date of mailing of the international search report

21/08/2014

Name and mailing address of the ISA/

European Patent Office, P.B. 5818 Patentlaan 2  
NL - 2280 HV Rijswijk  
Tel. (+31-70) 340-2040,  
Fax: (+31-70) 340-3016

Authorized officer

Epskamp, Stefan



# INTERNATIONAL SEARCH REPORT

Information on patent family members

International application No

PCT/EP2014/061567

Patent document cited in search report	Publication date	Patent family member(s)	Publication date
US 2010119585	A1	13-05-2010	AR 064268 A1 25-03-2009
			AU 2007323387 A1 29-05-2008
			BR PI0719115 A2 10-12-2013
			CA 2670290 A1 29-05-2008
			CN 101528207 A 09-09-2009
			DE 102006054731 A1 29-05-2008
			EP 2094249 A2 02-09-2009
			EP 2769714 A1 27-08-2014
			HK 1132921 A1 19-09-2013
			JP 2010510259 A 02-04-2010
			JP 2014028844 A 13-02-2014
			KR 20090082410 A 30-07-2009
			NZ 575500 A 22-12-2011
			RU 2009123368 A 27-12-2010
			TW 200836776 A 16-09-2008
			US 2010119585 A1 13-05-2010
			WO 2008061625 A2 29-05-2008
			ZA 200901695 A 27-01-2010
-----			
WO 03018071	A1	06-03-2003	AT 455541 T 15-02-2010
			BR 0212028 A 03-08-2004
			CA 2457245 A1 06-03-2003
			CN 1545407 A 10-11-2004
			DE 10141651 A1 13-03-2003
			DK 1418951 T3 10-05-2010
			EP 1418951 A1 19-05-2004
			ES 2339640 T3 24-05-2010
			HK 1069534 A1 07-08-2009
			HU 0401512 A2 28-12-2004
			IL 160515 A 22-09-2009
			JP 4628673 B2 09-02-2011
			JP 2005501865 A 20-01-2005
			KR 20040029021 A 03-04-2004
			MX PA04001679 A 31-05-2004
			NZ 530795 A 26-08-2005
			PL 366857 A1 07-02-2005
			PT 1418951 E 07-04-2010
			RU 2311908 C2 10-12-2007
			TW 570815 B 11-01-2004
			US 2004234583 A1 25-11-2004
			US 2008274167 A1 06-11-2008
			WO 03018071 A1 06-03-2003
			ZA 200400473 A 14-10-2004
-----			

## 摘要

本发明涉及用于透皮施用丁丙诺啡的透皮治疗系统，其包含含有丁丙诺啡的自粘层结构，所述自粘层结构包含：A)丁丙诺啡不可渗透的背衬层，和B)在所述丁丙诺啡不可渗透的背衬层上的含有丁丙诺啡的压敏粘合层，所述粘合层包含：a)至少一种基于聚合物的压敏粘合剂，b)镇痛有效量的丁丙诺啡碱或其可药用盐，c)粘度提高物质，其量为所述含有丁丙诺啡的压敏粘合层的约0.1%至约8%，以及d)选自油酸、亚油酸、亚麻酸、乙酰丙酸及其混合物的羧酸，其量足以使所述镇痛有效量的丁丙诺啡溶解于其中以形成包含所述粘度提高物质的混合物，且其中含有羧酸、丁丙诺啡和粘度提高物质的混合物在所述压敏粘合剂中形成分散的沉积物，并且其中所述含有丁丙诺啡的压敏粘合层为皮肤接触层。