



(51) International Patent Classification:

C08K 5/01 (2006.01) *H01B 1/12* (2006.01)
C08L 65/00 (2006.01) *H01L 51/00* (2006.01)
C08G 61/12 (2006.01) *H01L 51/05* (2006.01)
C09D 165/00 (2006.01) *H01L 51/42* (2006.01)

(21) International Application Number:

PCT/GB2013/050457

(22) International Filing Date:

25 February 2013 (25.02.2013)

(25) Filing Language:

English

(26) Publication Language:

English

(30) Priority Data:

1203159.7 23 February 2012 (23.02.2012) GB

(71) Applicant: **SMARTKEM LIMITED** [GB/GB]; Hexagon Tower, Delaunays Road, Blackley, Manchester, Greater Manchester M9 8ZS (GB).

(72) Inventor: **GRIFFITHS, Russell Jon**; 31 Shillingford Road, Farnworth, Bolton, Lancashire BL4 7DJ (GB).

(74) Agent: **CLARKE, Lionel Paul**; The Broadgate Tower, 20 Primrose Street, London GB EC2A 2ES (GB).

(81) Designated States (*unless otherwise indicated, for every kind of national protection available*): AE, AG, AL, AM,

AO, AT, AU, AZ, BA, BB, BG, BH, BN, BR, BW, BY, BZ, CA, CH, CL, CN, CO, CR, CU, CZ, DE, DK, DM, DO, DZ, EC, EE, EG, ES, FI, GB, GD, GE, GH, GM, GT, HN, HR, HU, ID, IL, IN, IS, JP, KE, KG, KM, KN, KP, KR, KZ, LA, LC, LK, LR, LS, LT, LU, LY, MA, MD, ME, MG, MK, MN, MW, MX, MY, MZ, NA, NG, NI, NO, NZ, OM, PA, PE, PG, PH, PL, PT, QA, RO, RS, RU, RW, SC, SD, SE, SG, SK, SL, SM, ST, SV, SY, TH, TJ, TM, TN, TR, TT, TZ, UA, UG, US, UZ, VC, VN, ZA, ZM, ZW.

(84) Designated States (*unless otherwise indicated, for every kind of regional protection available*): ARIPO (BW, GH, GM, KE, LR, LS, MW, MZ, NA, RW, SD, SL, SZ, TZ, UG, ZM, ZW), Eurasian (AM, AZ, BY, KG, KZ, RU, TJ, TM), European (AL, AT, BE, BG, CH, CY, CZ, DE, DK, EE, ES, FI, FR, GB, GR, HR, HU, IE, IS, IT, LT, LU, LV, MC, MK, MT, NL, NO, PL, PT, RO, RS, SE, SI, SK, SM, TR), OAPI (BF, BJ, CF, CG, CI, CM, GA, GN, GQ, GW, ML, MR, NE, SN, TD, TG).

Published:

- with international search report (Art. 21(3))
- before the expiration of the time limit for amending the claims and to be republished in the event of receipt of amendments (Rule 48.2(h))

(54) Title: ORGANIC SEMICONDUCTOR COMPOSITIONS

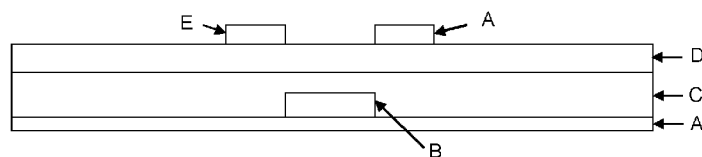


Figure 1

(57) Abstract: The present invention relates to organic copolymers and organic semiconducting compositions comprising these materials, including layers and devices comprising such organic semiconductor compositions. The invention is also concerned with methods of preparing such organic semiconductor compositions and layers and uses thereof. The invention has application in the field of printed electronics and is particularly useful as the semiconducting material for use in formulations for organic thin film transistor (OFET) backplanes for displays, integrated circuits, organic light emitting diodes (OLEDs), photodetectors, organic photovoltaic (OPV) cells, sensors, memory elements and logic circuits.



ORGANIC SEMICONDUCTOR COMPOSITIONS

Field of the Invention

The present invention relates to organic copolymers and organic semiconducting compositions comprising these materials, including layers and devices comprising
5 such organic semiconductor compositions. The invention is also concerned with methods of preparing such organic semiconductor compositions and layers and uses thereof. The invention has application in the field of printed electronics and is particularly useful as the semiconducting material for use in formulations for organic field effect transistor (OFET) backplanes for displays, integrated circuits, organic
10 light emitting diodes (OLEDs), photodetectors, organic photovoltaic (OPV) cells, sensors, memory elements and logic circuits.

Background of the Invention

In recent years, there has been an increasing interest in organic semiconducting materials as an alternative to conventional silicon-based semiconductors. Organic
15 semiconducting materials have several advantages over those based on silicon, such as lower cost, easier manufacturing, solution processability at low temperatures as well as increased flexibility, mechanical robustness, good compatibility with a wide variety of flexible substrates and light weight. They thus offer the possibility of producing more convenient high performance electronic
20 devices.

Polyacene compounds and their analogues in particular have shown promise in this field of technology. WO 2005/055248 for example, discloses an organic semiconducting layer formulation comprising an organic binder which has a permittivity (ϵ) at 1000 Hz of 3.3 or less, and a polyacene compound. However the
25 method for preparing the OFETs described in WO 2005/055248 in practice is limited and is only useful for producing top gate OFETs having relatively long channel lengths (typically > 50 microns). A further disadvantage of WO 2005/055248 that is overcome by the present invention, is that it frequently uses undesirable chlorinated solvents. The highest performance semiconductor compositions disclosed in WO
30 2005/055248 having mobilities $\geq 1.0 \text{ cm}^2 \text{V}^{-1} \text{s}^{-1}$, incorporated 1,2-dichlorobenzene as the solvent (page 54, Table 5 and examples 14, 21 and 25). Moreover these solvents are not ones that would be industrially acceptable in a printing process and these are also damaging to the environment. Therefore it would be desirable to use more benign solvents for the manufacture of these semiconductor compositions.

Furthermore, it is generally thought that only polymer binders with a permittivity of less than 3.3 could be used since any polymers with a higher permittivity resulted in a very significant reduction in mobility values of the OFET device.

5 This reduction in mobility value can further be seen in WO 2007/078993 which discloses the use of 2,3,9,10-substituted pentacene compounds in combination with insulating polymers having a dielectric constant at 1000 Hz of greater than 3.3. These compounds are reported to exhibit mobility values of between 10^{-2} and 10^{-7} $\text{cm}^2\text{V}^{-1}\text{s}^{-1}$ which are too low to be industrially useful.

10 Therefore, the present invention seeks to provide organic semiconductor compositions, which overcome the above-mentioned problems, by providing solvent soluble, high mobility, high flexibility polycyclic aromatic hydrocarbon copolymers, especially polyacene copolymers and polyacene analogue copolymers having a tunable permittivity value and which exhibit high mobility values.

Summary of the Invention

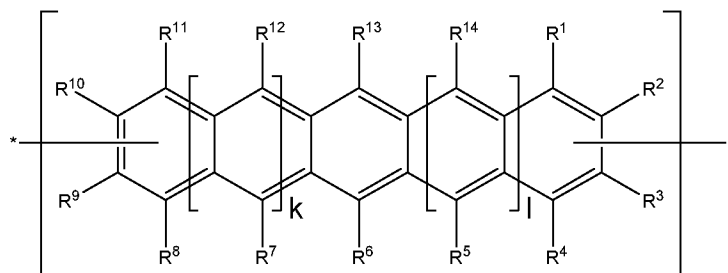
15 The copolymers and compositions of the invention are expected to produce soluble materials that, on deposition, afford flexible, non-brittle layers unlike layers made from solely small molecule compounds. The copolymers of this invention have significantly higher mobilities than typical semiconducting binders used in the field of printable electronics, such as the polytriarylamine class of semiconducting binders
20 that have mobilities in the order of $\sim 10^{-6}$ to 10^{-3} cm^2/Vs . The copolymers of the invention will be industrially useful in the fabrication of rollable and flexible electronic devices such as OTFT arrays for displays; large area printed sensors and printed logic. In particular, the semiconducting polymers of this invention will be useful in formulations for organic thin film transistors (OTFTs) having short channel lengths (\leq
25 30 microns and even ≤ 5 to 10 microns) that may be used as the backplane driver for electrophoretic displays, high resolution LCD and AMOLED displays.

The copolymers are also soluble in benign, non-chlorinated solvents, such as those typically used in printing.

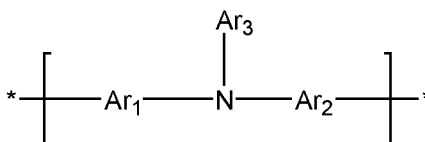
30 The present invention also provides highly flexible, non-brittle, semi-conducting films.

Polycyclic Aromatic Hydrocarbon Copolymers

Polycyclic Aromatic Hydrocarbon Copolymers (hereinafter PAHCs) according to the present invention comprise a mixture of at least one polyacene monomer unit having the Formula (A) and at least one triarylamine monomer unit having the Formula (B)



Formula (A)



Formula (B)

- wherein each of R^1 , R^2 , R^3 , R^4 , R^5 , R^6 , R^7 , R^8 , R^9 , R^{10} , R^{11} , R^{12} , R^{13} and R^{14} , which may be the same or different, independently represents hydrogen; a branched or unbranched, substituted or unsubstituted C_1 - C_{40} alkyl group; a branched or unbranched, substituted or unsubstituted C_2 - C_{40} alkenyl group; a branched or unbranched, substituted or unsubstituted C_2 - C_{40} alkynyl group; an optionally substituted C_3 - C_{40} cycloalkyl group; an optionally substituted C_6 - C_{40} aryl group; an optionally substituted C_1 - C_{40} heterocyclic group; an optionally substituted C_1 - C_{40} heteroaryl group; an optionally substituted C_1 - C_{40} alkoxy group; an optionally substituted C_6 - C_{40} aryloxy group; an optionally substituted C_7 - C_{40} alkylaryloxy group; an optionally substituted C_2 - C_{40} alkoxycarbonyl group; an optionally substituted C_7 - C_{40} aryloxycarbonyl group; a cyano group ($-CN$); a carbamoyl group ($-C(=O)NR^{15}R^{16}$); a carbonyl group ($-C(=O)-R^{17}$); a carboxyl group ($-CO_2R^{18}$); a cyanate group ($-OCN$); an isocyano group ($-NC$); an isocyanate group ($-NCO$); a thiocyanate group ($-SCN$) or a thioisocyanate group ($-NCS$); an optionally substituted amino group; a hydroxy group; a nitro group; a CF_3 group; a halo group (Cl, Br, F, I); $-SR^{19}$; $-SO_3H$; $-SO_2R^{20}$; $-SF_5$; an optionally substituted silyl group; a C_2 - C_{10} alkynyl group substituted with a SiH_2R^{22} group, a C_2 - C_{10} alkynyl substituted with a $SiHR^{22}R^{23}$ group, or a C_2 - C_{10} alkynyl substituted with a $-Si(R^{22})_x(R^{23})_y(R^{24})_z$ group;

wherein each R^{22} group is independently selected from the group consisting of a branched or unbranched, substituted or unsubstituted C_1 - C_{10} alkyl group, a branched or unbranched, substituted or unsubstituted C_2 - C_{10} alkynyl group, a substituted or unsubstituted C_2 - C_{20} cycloalkyl group, a substituted or unsubstituted C_2 - C_{10} alkenyl group, and a substituted or unsubstituted C_6 - C_{20} cycloalkylalkylene group;

each R^{23} group is independently selected from the group consisting of a branched or unbranched, substituted or unsubstituted C_1 - C_{10} alkyl group, a branched or unbranched, substituted or unsubstituted C_2 - C_{10} alkynyl group, a substituted or unsubstituted C_2 - C_{10} alkenyl group, a substituted or unsubstituted C_2 - C_{20} cycloalkyl group, and a substituted or unsubstituted C_6 - C_{20} cycloalkylalkylene group;

R^{24} is independently selected from the group consisting of hydrogen, a branched or unbranched, substituted or unsubstituted C_2 - C_{10} alkynyl group, a substituted or unsubstituted C_2 - C_{20} cycloalkyl group, a substituted or unsubstituted C_6 - C_{20} cycloalkylalkylene group, a substituted C_5 - C_{20} aryl group, a substituted or unsubstituted C_6 - C_{20} arylalkylene group, an acetyl group, a substituted or unsubstituted C_3 - C_{20} heterocyclic ring comprising at least one of O, N, S and Se in the ring;

wherein $x = 1$ or 2 ; $y = 1$ or 2 ; $z = 0$ or 1 ; and $(x+y+z) = 3$;

wherein each of R^{15} , R^{16} , R^{18} , R^{19} and R^{20} independently represent H or optionally substituted C_1 - C_{40} carbyl or hydrocarbyl group optionally comprising one or more heteroatoms;

wherein R^{17} represents a halogen atom, H or optionally substituted C_1 - C_{40} carbyl or C_1 - C_{40} hydrocarbyl group optionally comprising one or more heteroatoms;

wherein k and l are independently 0, 1 or 2;

wherein at least two of R^1 , R^2 , R^3 , R^4 , R^8 , R^9 , R^{10} and R^{11} are a bond, represented by ---^* , to another monomer unit having the Formula (A) or (B) and wherein Ar_1 , Ar_2 and Ar_3 , which may be the same or different, each represent, independently if in different repeat units, an optionally substituted C_{6-40} aromatic group (mononuclear or polynuclear), wherein preferably at least one of Ar_1 , Ar_2 and Ar_3 is substituted with at least one polar or polarising groups and for the monomer group (B), ---^* represents a bond to another monomer unit having the Formula (A) or (B).

Preferably, $k = l = 0$ or 1 .

Preferably, $k = 1$ and $l = 1$.

Preferably, $x=2$ and $y=1$.

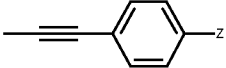
- Preferably when $z=0$, R^{22} and R^{23} together comprise a combination of (i) branched or unbranched, substituted or unsubstituted C_1 - C_8 alkyl group(s) and (ii) branched or unbranched, substituted or unsubstituted C_2 - C_8 alkenyl group(s).

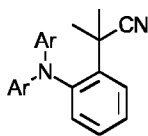
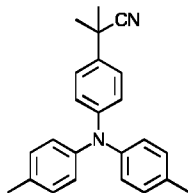
Preferably, any of R^{22} , R^{23} and R^{24} may optionally be substituted with a halogen atom.

Particularly preferred PAHCs according to the present invention are shown in the following table:

10

| Preferred PAHCs | |
|--|-------------------------------|
| Monomer A | Monomer B |
| | |
| Case 1 | $R^a, R^b, R^c, R^d, R^e = H$ |
| $R^6 = R^{13} = \text{trimethylsilyl ethynyl};$ $R^1, R^2, R^3, R^4, R^5, R^7, R^8, R^9, R^{10}, R^{11}, R^{12}, \text{ and } R^{14} = H;$ and R^3 and R^9 are bonds to another unit of Monomer (A) or (B) | |
| Case 2 | |
| $R^6 = R^{13} = \text{triisopropylsilylethynyl}$ | |
| Case 3 | |
| $R^6 = R^{13} = $ | |
| Case 4 | |
| $R^6 = R^{13} = \text{triisopropylsilylethynyl};$ and $R^1, R^4, R^8, R^{11} = C_1 \text{ to } C_4 \text{ alkyl (e.g. methyl)}$ | |
| Case 5 | |
| $R^6 = R^{13} = \text{triisopropylsilylethynyl};$ and $R^1, R^4, R^8, R^{11} = C_1 \text{ to } C_4 \text{ alkoxy (e.g. methoxy)}$ | |
| Case 6 | |

| | |
|---|--|
| $R^6 = R^{13} = \text{triethylsilylethynyl}$ | |
| Case 7 | |
|  <p> $R^6 = R^{13} =$ where Z = C₁-C₅ alkyl/branched alkyl (e.g. methyl or isopropyl) </p> | |
| Case 1 | $R^b, R^d, R^e = H$ R^a and $R^c = C_1$ to C ₄ alkyl |
| Case 2 | |
| Case 3 | |
| Case 4 | |
| Case 5 | |
| Case 6 | |
| Case 7 | |
| Case 1 | $R^b, R^c, R^d, R^e = H$ $R^a = C_1$ to C ₆ alkoxy (i) $R^a = \text{methoxy}$ (ii) $R^a = \text{ethoxy}$ |
| Case 2 | |
| Case 3 | |
| Case 4 | |
| Case 5 | |
| Case 6 | |
| Case 7 | |
| Case 1 | $R^a, R^b, R^d, R^e = H$ $R^c = C_1$ to C ₆ alkoxy (i) $R^c = \text{methoxy}$ (ii) $R^c = \text{ethoxy}$ |
| Case 2 | |
| Case 3 | |
| Case 4 | |
| Case 5 | |
| Case 6 | |
| Case 7 | |
| Case 1 | $R^a, R^b, R^c, R^d = H$ $R^e = C_1$ to C ₆ alkoxy (i) $R^e = \text{methoxy}$ (ii) $R^e = \text{ethoxy}$ |
| Case 2 | |
| Case 3 | |
| Case 4 | |
| Case 5 | |
| Case 6 | |
| Case 7 | |
| Case 1 | $R^b, R^d, R^e = H$ $R^a = R^c = C_1$ to C ₆ alkoxy (i) $R^a = R^c = \text{methoxy}$ (ii) $R^a = R^c = \text{ethoxy}$ |
| Case 2 | |
| Case 3 | |
| Case 4 | |
| Case 5 | |
| Case 6 | |
| Case 7 | |
| Case 1 | $R^b, R^d = H$ $R^a, R^c, R^e = C_1$ to C ₆ alkoxy (i) $R^a, R^c, R^e = \text{methoxy}$ (ii) $R^a, R^c, R^e = \text{ethoxy}$ |
| Case 2 | |
| Case 3 | |
| Case 4 | |
| Case 5 | |
| Case 6 | |
| Case 7 | |

| | |
|--------|--|
| Case 1 | $R^b, R^d = H$ $R^b, R^c, R^d = C_1 \text{ to } C_6 \text{ alkoxy}$ (i) $R^b, R^c, R^d = \text{methoxy}$ (ii) $R^b, R^c, R^d = \text{ethoxy}$ |
| Case 2 | |
| Case 3 | |
| Case 4 | |
| Case 5 | |
| Case 6 | |
| Case 7 | |
| Case 1 | $R^b, R^c, R^d, R^e = H$ $R^a = \text{Cyano (CN)}$ |
| Case 2 | |
| Case 3 | |
| Case 4 | |
| Case 5 | |
| Case 6 | |
| Case 7 | |
| Case 1 | $R^b, R^c, R^d, R^e = H$ $R^a = \text{Isopropylcyano group}$ Monomer B:  |
| Case 2 | |
| Case 3 | |
| Case 4 | |
| Case 5 | |
| Case 6 | |
| Case 7 | |
| Case 1 | $R^a, R^b, R^d, R^e = H$ $R^c = \text{Isopropylcyano group}$ Monomer B:  |
| Case 2 | |
| Case 3 | |
| Case 4 | |
| Case 5 | |
| Case 6 | |
| Case 7 | |

The organic semiconductors compounds specified in the table are particularly preferred as they combine the beneficial properties of high charge transport mobility (of the binders) with a polarity that is more compatible with benign, non-chlorinated solvents that will be desirable for use in large area printing. In addition, as these compounds are more polar once deposited as the OSC layer, or alternatively as a component in the OSC layer, they are expected to be resistant to being re-dissolved by the hydrophobic solvents used for the organic gate insulators (OGI) such as Cytop. Furthermore, it is expected that the polar binders are useful for both top gate and bottom gate OTFTs, particularly for bottom gate OTFTs.

The copolymers according to the present invention preferably have a number average molecular weight (M_n) of between 400 and 100,000, more preferably

between 1600 and 20000, more preferably between 500 and 10000, yet more preferably between 450 and 5000, and even more preferably between 850 and 5000.

5 The copolymers according to the present invention preferably have between 1 and 100000 monomer units having the Formula (A) and between 1 and 100000 triarylamine monomer units having the Formula (B). More preferably, the copolymers have between 1 and 1000 monomer units having the Formula (A) and between 1 and 1000 triarylamine monomer units having the Formula (B). More preferably, the copolymers have between 1 and 100 monomer units having the
10 Formula (A) and between 1 and 100 triarylamine monomer units having the Formula (B). Yet even more preferably, the copolymers have between 1 and 10 monomer units having the Formula (A) and between 1 and 10 triarylamine monomer units having the Formula (B).

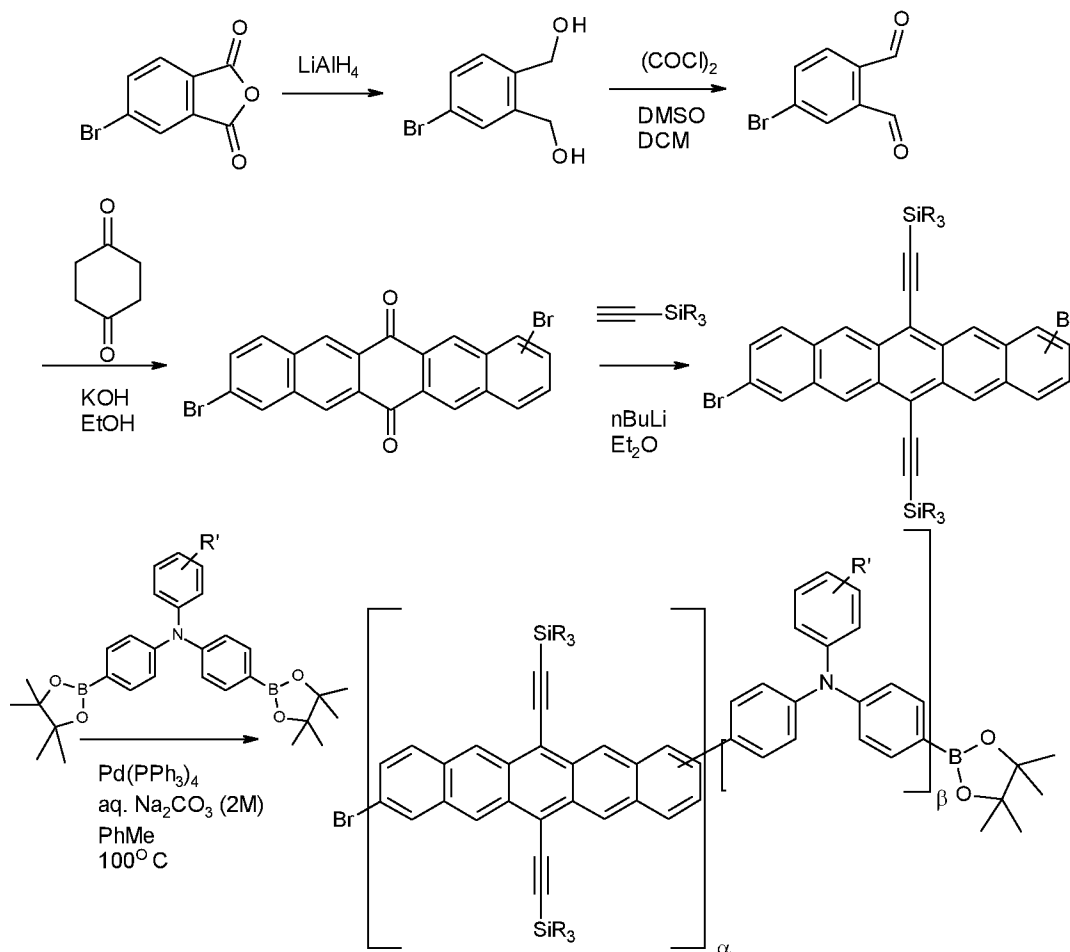
15 Preferably, the organic semiconductor compositions according to the present invention contain less than 10% by weight, more preferably less than 5% by weight, more preferably less than 1%, more preferably, substantially no organic binders which have a permittivity at 1000 Hz of less than 3.4.

20 Preferred PAHCs and compositions of the present invention contain at least 20 wt. %, more preferably at least 20-40 wt.% (of the total of all monomer units (A) and (B) in the copolymer or composition) of a polyacene monomer unit having the Formula (A) and at least 20 wt. %, preferably at least 20-80 wt. %, more preferably at least 50 wt. %, and even more preferably at least 60-80 wt.% of a monomer unit having the Formula (B), more preferably at least 50 wt. % of a monomer unit having the Formula (B).

25 Preferred PAHCs and compositions of the present invention contain at least 40 wt. % (of the total of all monomer units (A) and (B) in the copolymer or composition) of a polyacene monomer unit having the Formula (A) and at least 40 wt. %, preferably 60 wt. % of a monomer unit having the Formula (B). Preferred PAHCs contain monomer unit (B) as the major component.

30 The polyacene copolymers may be produced according to the following general synthetic regime. For simplicity, a bis(trialkyl)silyl substituted pentacene is shown (no further substitutions are shown, the skilled person understanding how this can be genericised to the structures shown above) being coupled to a triphenylamine monomer. The coupling reaction is preferably a Yamamoto type coupling (using
35 Nickel chloride, zinc, 2,2'-bipyridyl, triphenylphosphine and dimethyl acetamide).

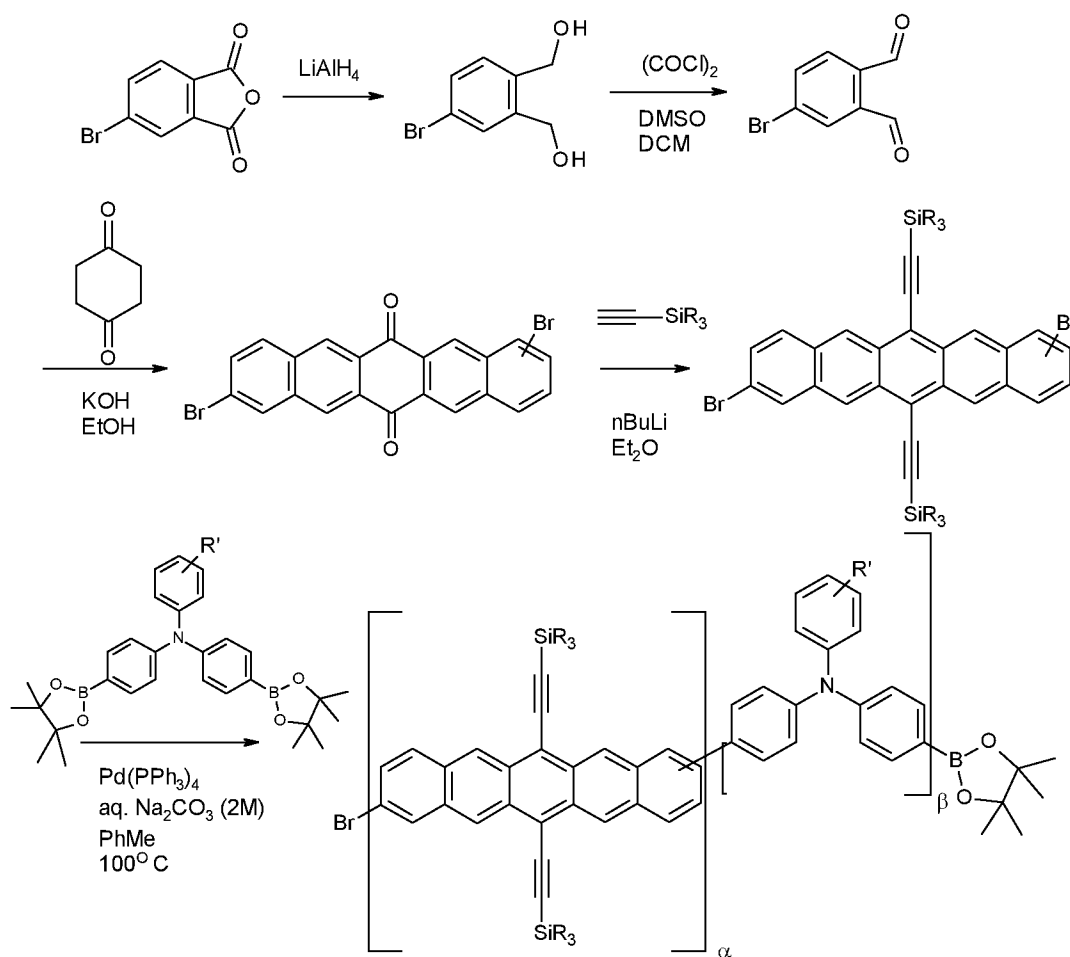
However, Suzuki coupling is also possible, although in this case it is preferable to remove the boronic esters from the resulting semiconducting polymer.



General Synthesis Route to the PAHC

- 5 wherein α and β are preferably integers of 1-100000; and R has the same definition as R^{25} , R^{26} and R^{27} , as defined below; and R' is preferably H or a polar or polarising group as defined below. The halogen end groups are preferentially reacted either by substitution or hydrogenation.

10



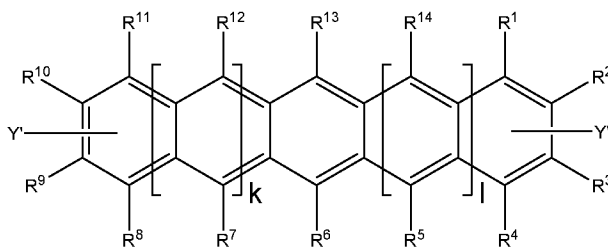
Alternative Synthesis Route to the PAHC

- wherein α and β are preferably integers of 1-100000; and R has the same definition as R^{25} , R^{26} and R^{27} , as defined below; and R' is preferably H or a polar or polarising group as defined below. On completion of the coupling reaction, the halogen and boronic ester end groups are preferably substituted by other groups, for example by hydrogenation and/or hydrolysis respectively.

Following the polymerization step to form the copolymer of the present invention, the copolymer may be cross-linked. Cross-linking may be achieved by any known technique. Examples include the application of heat and/or moisture, ethylene oxide treatment, UV irradiation, gamma sterilisation, electron beam irradiation, and autoclaving.

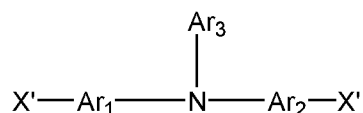
Thus, according to another aspect of the present invention, there is provided a process for producing a Polycyclic Aromatic Hydrocarbon Copolymer (PAHC)

comprising copolymerising a composition containing at least one polyacene monomer unit selected from the structure A':



Structure A'

- 5 and at least one monomer unit selected from the structure B':



Structure B'

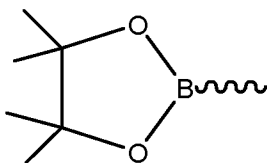
- wherein each of R groups, and k and l have the same general and preferred meanings as described in relation to the PAHC definitions above; wherein Ar₁, Ar₂ and Ar₃, which may be the same or different, each represent an optionally substituted C₆₋₄₀ aromatic group (mononuclear or polynuclear), wherein preferably at least one of Ar₁, Ar₂ and Ar₃ is substituted with at least one polar or more polarising group;

wherein X' is a halogen atom or a cyclic borate group; and

- 15 wherein Y' is a halogen atom.

Alternatively Y' is a cyclic borate group and in this case X' is a halogen atom.

Preferably, the cyclic borate group is



- Preferably, the process is carried out in a solvent, preferably an organic solvent, preferably an aromatic organic solvent.
- 20

The compositions of the present invention can comprise additional curable monomers, for example, diluent monomers. Examples of suitable materials include radically curable monomer compounds, such as acrylate and methacrylate monomer compounds. Examples of acrylate and methacrylate monomers include

5 isobornyl acrylate, isobornyl methacrylate, lauryl acrylate, lauryl methacrylate, isodecylacrylate, isodecylmethacrylate, caprolactone acrylate, 2-phenoxyethyl acrylate, isooctylacrylate, isooctylmethacrylate, butyl acrylate, alkoxyated lauryl acrylate, ethoxylated nonyl phenol acrylate, ethoxylated nonyl phenol methacrylate, ethoxylated hydroxyethyl methacrylate, methoxy polyethylene glycol monoacrylate,

10 methoxy polyethylene glycol monomethacrylate, tetrahydrofurfuryl methacrylate, as well as mixtures or combinations thereof.

In addition, multifunctional acrylate and methacrylate monomers and oligomers can be included in the compositions as reactive diluents and as materials that can increase the crosslink density of the cured composition. Examples of suitable

15 multifunctional acrylate and methacrylate monomers and oligomers include pentaerythritol tetraacrylate, pentaerythritol tetramethacrylate, 1,2-ethylene glycol diacrylate, 1,2-ethylene glycol dimethacrylate, 1,6-hexanediol diacrylate, 1,6-hexanediol dimethacrylate, 1,12-dodecanol diacrylate, 1,12-dodecanol dimethacrylate, tris(2-hydroxy ethyl) isocyanurate triacrylate, propoxylated neopentyl

20 glycol diacrylate, hexanediol diacrylate, tripropylene glycol diacrylate, dipropylene glycol diacrylate, ethoxylated bisphenol A diacrylate, ethoxylated bisphenol A dimethacrylate, alkoxyated hexanediol diacrylate, alkoxyated cyclohexane dimethanol diacrylate, polyethylene glycol diacrylate, polyethylene glycol dimethacrylate, tris (2-hydroxy ethyl) isocyanurate triacrylate, amine modified

25 polyether acrylates (available as PO 83 F®, LR 8869®, and/or LR 8889® (all available from BASF Corporation), trimethylolpropane triacrylate, glycerol propoxylate triacrylate, dipentaerythritol pentaacrylate, dipentaerythritol hexaacrylate, ethoxylated pentaerythritol tetraacrylate (available from Sartomer Co. Inc. as SR 494®), as well as mixtures and combinations thereof. When a reactive

30 diluent is added to the composition of the present invention, the reactive diluent is added in any desired or effective amount, in one embodiment at least about 1 percent by weight of the carrier, at least about 35 percent by weight of the carrier, no more than about 98 percent by weight of the carrier, no more than about 75 percent by weight of the carrier, although the amount of diluent can be outside of these

35 ranges.

Copolymers according to the present invention may have a permittivity at 1000 Hz of greater than 1.5, preferably greater than 2, preferably greater than 3. Particularly preferably, copolymers according to the present invention are semiconducting copolymers having a permittivity at 1000 Hz of between 1.5 and 8, more preferably
5 between 3.4 and 8. In a preferred embodiment, the polyacene copolymers have a permittivity at 1000 Hz of between 3.4 and 7, more preferably between 3.4 and 6.5, yet more preferably between 3.4 and 4.5 and even more preferably between 3.4 and 4.0. Copolymers according to the present invention are preferably semiconducting copolymers and may have a permittivity at 1000 Hz of greater than 3.4, for example
10 greater than 3.8, greater than 4.0, greater than 4.2 and the like.

Preferably, the organic semiconductor compositions according to the present invention contain less than 10% by weight, more preferably less than 5% by weight, more preferably less than 1% by weight, more preferably, substantially no copolymers which have a permittivity at 1000 Hz of less than 3.4. In a preferred
15 embodiment, the permittivity is determined by the method disclosed in WO 2004/102690 or by using the method disclosed herein, preferably by using the method disclosed herein.

Preferably, the copolymers of the present invention are semiconducting copolymers having a permittivity at 1000 Hz of between 3.4 and 8. In a preferred embodiment,
20 the copolymers have a permittivity at 1000 Hz of between 3.4 and 7, more preferably between 3.4 and 6.5, and even more preferably between 3.4 and 4.5. The permittivity of the copolymers can be measured using any standard method known to those skilled in the art. In a preferred embodiment, the permittivity is determined by the method disclosed in WO 2004/102690 or by using the method
25 disclosed herein, preferably by using the method disclosed herein.

Monomer Units of Formula (A)

The following are some preferred characteristics of the polyacene monomer units defined above as (A).

In a preferred embodiment, at least one (and more preferably 2) of groups R^1 , R^2 , R^3 , R^4 , R^5 , R^6 , R^7 , R^8 , R^9 , R^{10} , R^{11} , R^{12} , R^{13} and R^{14} are tri- C_{1-20} hydrocarbylsilyl C_{1-4} alkynyl groups.
30

Preferably at least one (and more preferably 2) of groups R^1 , R^2 , R^3 , R^4 , R^5 , R^6 , R^7 , R^8 , R^9 , R^{10} , R^{11} , R^{12} , R^{13} and R^{14} are trihydrocarbylsilyl ethynyl groups.

In a preferred embodiment, at least one (and more preferably 2) of groups R^1 , R^2 , R^3 , R^4 , R^5 , R^6 , R^7 , R^8 , R^9 , R^{10} , R^{11} , R^{12} , R^{13} and R^{14} are (trihydrocarbylsilyl)ethynyl-groups, $-C\equiv C-SiR^{22}R^{23}R^{24}$, wherein R^{22} , R^{23} and R^{24} independently represent C_1 - C_6 alkyl or C_2 - C_6 alkenyl. In a more preferred embodiment, R^{22} , R^{23} and R^{24} are
 5 independently selected from the group consisting of methyl, ethyl, propyl, isopropyl, n-butyl, isobutyl, t-butyl, 1-propenyl and 2-propenyl.

In a preferred embodiment, R^6 and R^{13} are trialkylsilyl ethynyl groups, $-C\equiv C-SiR^{22}R^{23}R^{24}$, wherein R^{22} , R^{23} and R^{24} independently represent C_1 - C_6 alkyl or C_2 - C_6 alkenyl. In a more preferred embodiment, R^{22} , R^{23} and R^{24} are independently
 10 selected from the group consisting of methyl, ethyl, propyl, isopropyl, n-butyl, isobutyl, t-butyl 1-propenyl and 2-propenyl.

In yet another preferred embodiment, when $k = l = 1$; R^1 , R^2 , R^3 , R^4 , R^8 , R^9 , R^{10} and R^{11} independently represent H, C_1 - C_6 alkyl or C_1 - C_6 alkoxy. More preferably, R^1 , R^4 , R^8 and R^{11} are the same and represent H, C_1 - C_6 alkyl or C_1 - C_6 alkoxy. In an even
 15 more preferred embodiment, R^1 , R^2 , R^3 , R^4 , R^8 , R^9 , R^{10} and R^{11} are the same or different and are selected from the group consisting of hydrogen, methyl, ethyl, propyl, n-butyl, isobutyl, t-butyl, methoxy, ethoxy, propyloxy and butyloxy.

Preferably, R^5 , R^7 , R^{12} and R^{14} are hydrogen.

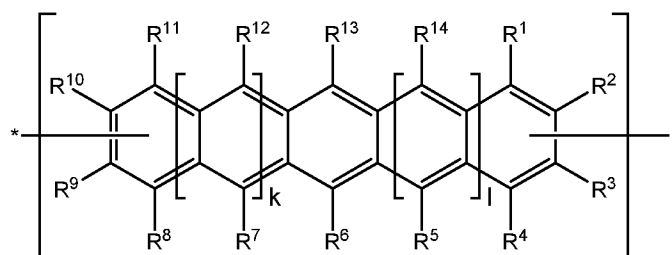
Preferably, R^{22} , R^{23} and R^{24} are independently selected from the group consisting
 20 hydrogen, a C_1 - C_{10} alkyl group (preferably C_1 - C_4 -alkyl and most preferably methyl, ethyl, n-propyl or isopropyl) which may optionally be substituted for example with a halogen atom.

R^{22} and R^{23} are preferably independently selected from the group consisting
 25 optionally substituted C_{1-10} alkyl group and optionally substituted C_{2-10} alkenyl, more preferably C_1 - C_6 alkyl or C_2 - C_6 alkenyl. A preferred alkyl group in this case is isopropyl.

Examples of the silyl group $-Si(R^{22})_x(R^{23})_y(R^{24})_z$ include, without limitation,
 30 trimethylsilyl, triethylsilyl, tripropylsilyl, dimethylethylsilyl, diethylmethylsilyl, dimethylpropylsilyl, dimethylisopropylsilyl, dipropylmethylsilyl, diisopropylmethylsilyl, dipropylethylsilyl, diisopropylethylsilyl, diethylisopropylsilyl, triisopropylsilyl, trimethoxysilyl, triethoxysilyl, triphenylsilyl, diphenylisopropylsilyl, diisopropylphenylsilyl, diphenylethylsilyl, diethylphenylsilyl, diphenylmethylsilyl, triphenoxysilyl, dimethylmethoxysilyl, dimethylphenoxysilyl, methylmethoxyphenyl,

etc. For each example in the foregoing list, the alkyl, aryl or alkoxy group may optionally be substituted.

In a preferred embodiment of the first aspect of the invention, PAHCs according to the present invention comprise at least one monomer unit having the Formula (A1):



5

Formula (A1)

wherein each of R⁵, R⁷, R¹² and R¹⁴ are hydrogen;

R⁶ and R¹³ are trialkylsilyl ethynyl groups, $-\text{C}\equiv\text{C}-\text{SiR}^{22}\text{R}^{23}\text{R}^{24}$, wherein R²², R²³ and R²⁴ independently represent C₁-C₄ alkyl or C₂-C₄ alkenyl;

- 10 R¹, R², R³, R⁴, R⁸, R⁹, R¹⁰ and R¹¹ are independently selected from the group consisting of hydrogen; a branched or unbranched, unsubstituted C₁-C₄ alkyl group; C₁-C₆ alkoxy group and C₆-C₁₂ aryloxy group;

Provided that at least one of each pair of R²/R³ and R⁹/R¹⁰ are a bond, represented by —*, to another monomer unit having the Formula (A), (A1) or (B) and

- 15 wherein k and l are independently 0, or 1, preferably both k and l are 1.

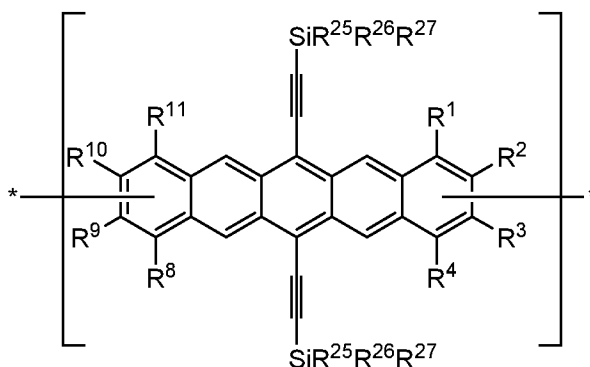
- In monomer units of Formula (A1), wherein k and l are both 1; R⁶ and R¹³ are (trialkylsilyl)ethynyl groups, $-\text{C}\equiv\text{C}-\text{SiR}^{22}\text{R}^{23}\text{R}^{24}$, wherein R²², R²³ and R²⁴ are preferably selected from ethyl, n-propyl, isopropyl, 1-propenyl or 2-propenyl; R¹, R², R³, R⁴, R⁸, R⁹, R¹⁰ and R¹¹ are independently selected from the group consisting of
20 hydrogen, methyl, ethyl and methoxy, provided that at least one of each pair of R²/R³ and R⁹/R¹⁰ are a bond, represented by —*, to another monomer unit having the Formula (A), (A1) or (B).

- In a more preferred embodiment the polyacene moiety in the PAHC copolymer is a substituted pentacene, wherein each R²² group is independently selected from the
25 group consisting of a branched or unbranched, substituted or unsubstituted C₁-C₈ alkyl group, a substituted or unsubstituted C₂-C₁₂ cycloalkyl group, and a substituted or unsubstituted C₆-C₁₂ cycloalkylalkylene group; each R²³ group is independently selected from the group consisting of a substituted or unsubstituted C₂-C₈ alkenyl

group, a substituted or unsubstituted C₂-C₁₂ cycloalkyl group, and a substituted or unsubstituted C₆-C₁₂ cycloalkylalkylene group; and R²⁴ is independently selected from the group consisting of hydrogen, a branched or unbranched, substituted or unsubstituted C₂-C₈ alkynyl group, a substituted or unsubstituted C₂-C₁₂ cycloalkyl group, a substituted or unsubstituted C₆-C₁₂ cycloalkylalkylene group, a substituted C₅-C₁₂ aryl group, a substituted or unsubstituted C₆-C₁₄ arylalkylene group, an acetyl group, a substituted or unsubstituted C₅-C₁₂ heterocyclic ring comprising at least one of O, N, S and Se in the ring.

Preferred PAHCs and compositions of the present invention contain at least 20 wt. % (of the total of all monomer units (A), (A1) and (B), in the copolymer or composition) of a polyacene monomer unit having the Formula (A1) and at least 20 wt. %, preferably between 20-80 wt. % of a monomer unit having the Formula (B).

Especially preferred polyacene monomer units according to the present invention are those of Formulae (A2)



Formula (A2)

wherein R¹, R⁴, R⁸ and R¹¹ are independently selected from the group consisting of H, C₁-C₆ alkyl and C₁-C₆ alkoxy.

Preferably R¹, R⁴, R⁸ and R¹¹ are the same or different and are independently selected from the group consisting of hydrogen, methyl, ethyl, propyl, n-butyl, isobutyl, t-butyl, methoxy, ethoxy, propyloxy and butyloxy, more preferably hydrogen, methyl, propyl and methoxy.

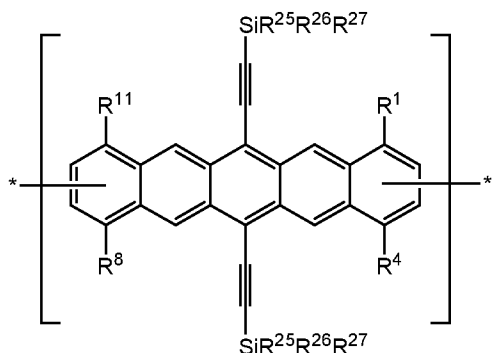
In monomer units of Formula (A2), R², R³, R⁹ and R¹⁰ are independently selected from the group consisting of H, C₁-C₆ alkyl and C₁-C₆ alkoxy, provided that at least one of each pair of R²/R³ and R⁹/R¹⁰ are a bond, represented by —*, to another monomer unit having the Formula (A), (A1), (A2) or (B). In a preferred embodiment,

R^2 , R^3 , R^9 and R^{10} are the same or different and are independently selected from the group consisting of hydrogen, methyl, ethyl, propyl, n-butyl, isobutyl, t-butyl, methoxy, ethoxy, propyloxy and butyloxy, more preferably hydrogen, methyl, ethyl, propyl and methoxy, provided that at least one of each pair of R^2/R^3 and R^9/R^{10} are
 5 a bond, represented by ---^* , to another monomer unit having the Formula (A), (A1), (A2), or (B).

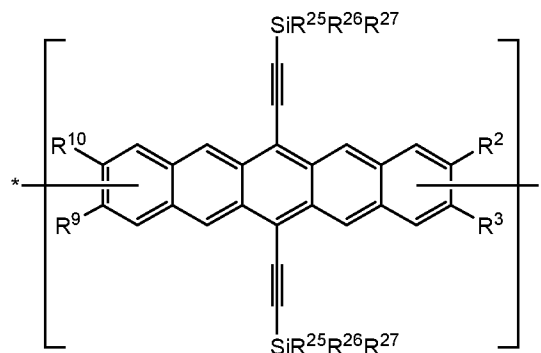
In monomer units of Formulae (A2), R^{25} , R^{26} and R^{27} are independently selected from the group consisting of C_1 - C_6 alkyl and C_2 - C_6 alkenyl, preferably R^{25} , R^{26} and R^{27} are independently selected from the group consisting of methyl, ethyl, propyl,
 10 isopropyl, n-butyl, isobutyl, t-butyl, 1-propenyl and 2-propenyl, more preferably ethyl, n-propyl and isopropyl.

Preferred PAHCs and compositions of the present invention contain at least 20 wt. % (of the total of all monomer units in the copolymer or composition) of a polyacene monomer unit having the Formula (A2) and at least 20 wt. %, preferably
 15 between 20-80 wt. % of a monomer unit having the Formula (B).

In yet another preferred embodiment, the polyacene monomer units of the present invention are those of Formulae (A3) and (A4):



Formula (A3)



Formula (A4)

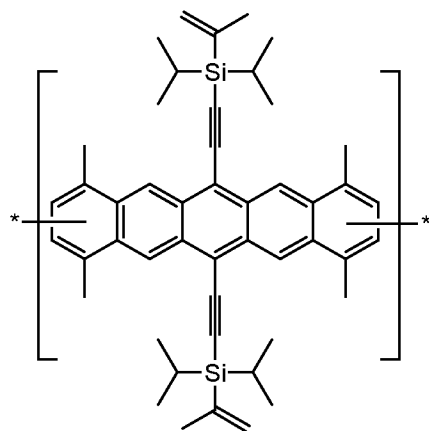
20 wherein R^{25} , R^{26} and R^{27} are independently selected from the group consisting of methyl, ethyl and isopropyl;

wherein R^1 , R^2 , R^3 , R^4 , R^8 , R^9 , R^{10} and R^{11} are independently selected from the group consisting of C_1 - C_6 alkyl, C_1 - C_6 alkoxy and C_6 - C_{20} aryloxy. Preferably R^1 , R^2 , R^3 , R^4 , R^8 , R^9 , R^{10} and R^{11} are independently selected from the group consisting of
 25 methyl, ethyl, propyl, n-butyl, isobutyl, t-butyl, methoxy, ethoxy, propyloxy and butyloxy groups, wherein ---^* represents a bond to another monomer unit having the Formula (A), (A1), (A2), (A3), (A4) or (B).

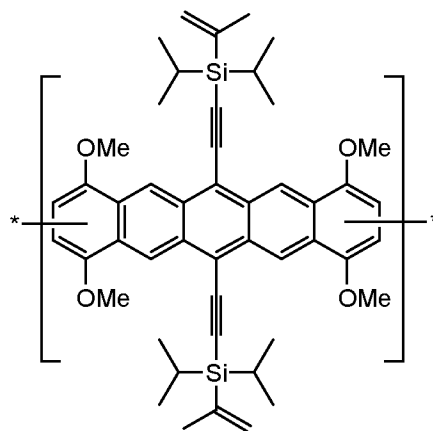
In some preferred embodiments, when R^1 , R^4 , R^8 and R^{11} are the same and are methyl or methoxy groups, R^{25} , R^{26} and R^{27} are the same and are ethyl or isopropyl groups. In a preferred embodiment, when R^1 , R^4 , R^8 and R^{11} are methyl groups, R^{25} , R^{26} and R^{27} are ethyl groups. In yet another a preferred embodiment, when R^1 , R^4 , R^8 and R^{11} are methyl groups, R^{25} , R^{26} and R^{27} are isopropyl groups. In a further preferred embodiment, when R^1 , R^4 , R^8 and R^{11} are methoxy groups, R^{25} , R^{26} and R^{27} are ethyl groups. In yet another preferred embodiment, when R^1 , R^4 , R^8 and R^{11} are methoxy groups, R^{25} , R^{26} and R^{27} are isopropyl groups.

In some preferred embodiments when R^2 , R^3 , R^9 and R^{10} are the same and are methyl or methoxy groups, R^{25} , R^{26} and R^{27} are the same and are ethyl or isopropyl groups. In a preferred embodiment, when R^2 , R^3 , R^9 and R^{10} are methyl groups, R^{25} , R^{26} and R^{27} are ethyl groups. In yet another a preferred embodiment, when R^2 , R^3 , R^9 and R^{10} are methyl groups, R^{25} , R^{26} and R^{27} are isopropyl groups. In a further preferred embodiment, when R^2 , R^3 , R^9 and R^{10} are methoxy groups, R^{25} , R^{26} and R^{27} are ethyl groups. In yet another preferred embodiment, when R^2 , R^3 , R^9 and R^{10} are methoxy groups, R^{25} , R^{26} and R^{27} are isopropyl groups.

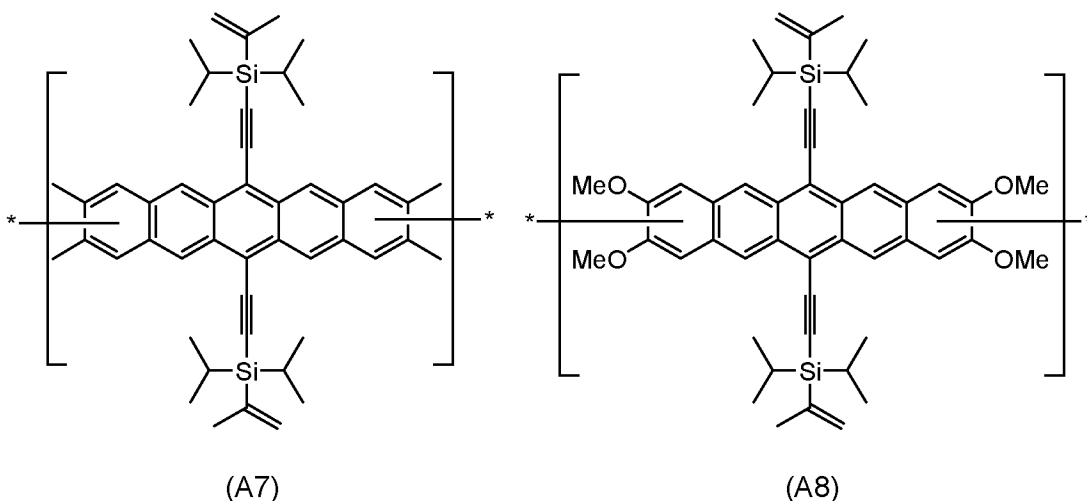
In an even more preferred embodiment of the present invention, the polyacene monomer unit is selected from the following units (A5) to (A8):



(A5)

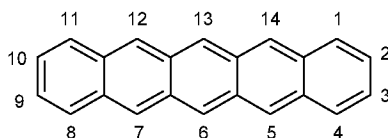


(A6)



Preferred PAHCs and compositions of the present invention contain at least 20 wt. % (of the total of all monomer units (A) and (B) in the copolymer or composition) of a polyacene monomer unit having the Formula (A3), (A4), (A5), (A6), (A7) or (A8) and at least 20 wt. %, preferably between 20-80 wt. % of a monomer unit having the Formula (B).

The "R" substituents (that is R¹, R², etc) denote the substituents at the positions of pentacene according to conventional nomenclature:



Polyacene monomers according to the present invention may be synthesised by any known method within the common general knowledge of a person skilled in the art. In a preferred embodiment, methods disclosed in US 2003/0116755 A, US 3,557,233, US 6,690,029 WO 2007/078993, WO 2008/128618 and *Organic Letters*, 2004, Volume 6, number 10, pages 1609-1612 can be employed for the synthesis of polyacene compounds used in the present invention. High permittivity analogues of the PAHCs of the invention may be prepared according to WO2012/160383 and WO2012/164282.

Monomer Units (B)

The following are some preferred characteristics of the triarylamine monomer unit defined above as (B),

Preferably, in monomer unit (B), Ar₁, Ar₂ and Ar₃, which may be the same or different, each represent, independently if in different repeat units, an optionally

substituted C₆₋₂₀ aromatic group (mononuclear or polynuclear), wherein at least one of Ar₁, Ar₂ and Ar₃ is substituted with at least one polar or more polarising group, and n = 1 to 100, preferably 1 to 50, preferably 1 to 20, even more preferably 1 to 10 and more preferably 1 to 5, wherein n refers to the number of monomer units.

- 5 Preferably, at least one of Ar₁, Ar₂ and Ar₃ is substituted with 1, 2, 3, or 4, more preferably 1, 2 or 3, more preferably 1 or 2, preferably 1 polar or more polarising group(s).

In a preferred embodiment, the one or more polar or polarising group(s) is independently selected from the group consisting of nitro group, nitrile group, C₁₋₄₀ alkyl group substituted with a nitro group, a nitrile group, a cyanate group, an isocyanate group, a thiocyanate group or a thioisocyanate group; C₁₋₄₀ alkoxy group optionally substituted with a nitro group, a nitrile group, a cyanate group, an isocyanate group, a thiocyanate group or a thioisocyanate group; C₁₋₄₀ carboxylic acid group optionally substituted with a nitro group, a nitrile group, a cyanate group, an isocyanate group, a thiocyanate group or a thioisocyanate group; C₂₋₄₀ carboxylic acid ester optionally substituted with a nitro group, a nitrile group, a cyanate group, an isocyanate group, a thiocyanate group or a thioisocyanate group; sulfonic acid optionally substituted with a nitro group, a nitrile group, a cyanate group, an isocyanate group, a thiocyanate group or a thioisocyanate group; sulfonic acid ester optionally substituted with a nitro group, a nitrile group, a cyanate group, an isocyanate group, a thiocyanate group or a thioisocyanate group; cyanate group, isocyanate group, thiocyanate group, thioisocyanate group; and an amino group optionally substituted with a nitro group, a nitrile group, a cyanate group, an isocyanate group, a thiocyanate group or a thioisocyanate group; and combinations thereof.

In a more preferred embodiment, the one or more polar or polarising group(s) is independently selected from the group consisting of nitro group, nitrile group, C₁₋₁₀ alkyl group substituted with a nitrile group, a cyanate group, or an isocyanate group; C₁₋₂₀ alkoxy group, C₁₋₂₀ carboxylic acid group, C₂₋₂₀ carboxylic acid ester; sulfonic acid ester; cyanate group, isocyanate group, thiocyanate group, thioisocyanate group, and an amino group; and combinations thereof.

More preferably the polar or polarizing group is selected from the group consisting of C₁₋₄ cyanoalkyl group, C₁₋₁₀ alkoxy group, nitrile group and combinations thereof.

More preferably the polar or polarizing group(s) is selected from the group consisting of cyanomethyl, cyanoethyl, cyanopropyl, cyanobutyl, methoxy, ethoxy,

propoxy, butoxy, nitrile, NH_2 and combinations thereof. Preferably at least one of Ar_1 , Ar_2 and Ar_3 is substituted with 1 or 2 polar or more polarising group, which may be the same or different.

5 Yet more preferably, polar or polarizing group(s) is selected from the group consisting of isopropyl cyano, cyclohexylcyano, methoxy, ethoxy, nitrile and combinations thereof. Preferably at least one of Ar_1 , Ar_2 and Ar_3 is substituted with 1 or 2 polar or more polarising group, which may be the same or different.

10 More preferably, polar or polarizing group(s) is selected from the group consisting of methoxy, ethoxy, propoxy, butoxy and combinations thereof, wherein at least one of Ar_1 , Ar_2 and Ar_3 is substituted with 1 or 2 polar or more polarising group, which may be the same or different.

More preferably, polar or polarizing group(s) is selected from the group consisting of methoxy and ethoxy, wherein at least one of Ar_1 , Ar_2 and Ar_3 is substituted with 1 or 2 of the same polar or more polarising group.

15 In the context of Ar_1 , Ar_2 and Ar_3 , a mononuclear aromatic group has only one aromatic ring, for example phenyl or phenylene. A polynuclear aromatic group has two or more aromatic rings which may be fused (for example naphthyl or naphthylene), individually covalently linked (for example biphenyl) and/or a combination of both fused and individually linked aromatic rings. Preferably each
20 Ar_1 , Ar_2 and Ar_3 is an aromatic group which is substantially conjugated over substantially the whole group.

Preferably, Ar_1 , Ar_2 and Ar_3 , are independently selected from the group consisting of C_{6-20} aryl, C_{7-20} aralkyl and C_{7-20} alkaryl, any of which may be substituted with 1, 2, or 3 groups independently selected from C_{1-4} alkoxy, C_{3-20} cycloalkylcyano, C_{1-4}
25 cyanoalkyl, CN and mixtures thereof, and $n = 1$ to 10, wherein n refers to the number of monomer units.

Preferably, Ar_1 , Ar_2 and Ar_3 , are independently selected from the group consisting of C_{6-10} aryl, C_{7-12} aralkyl and C_{7-12} alkaryl, any of which may be substituted with 1, 2, or 3 groups independently selected from C_{1-2} alkoxy, C_{1-3} cyanoalkyl, CN and mixtures
30 thereof, and $n = 1$ to 10.

Preferably, Ar_1 , Ar_2 and Ar_3 , are independently selected from the group consisting of C_{6-20} aryl, substituted with 1 or 2 groups independently selected from C_{1-4} alkoxy, C_{3-20} cycloalkylcyano, C_{1-4} cyanoalkyl, CN and mixtures thereof, and $n = 1$ to 10.

Preferably, Ar₁, Ar₂ and Ar₃, are independently selected from the group consisting of C₆₋₁₀ aryl, wherein Ar₃, is substituted with 1 or 2 C₁₋₄ alkoxy, and n = 1 to 10.

Preferably, Ar₁, Ar₂ and Ar₃, are independently selected from the group consisting of C₆₋₁₀ aryl, wherein Ar₃ is substituted with 1 C₁₋₄ alkoxy, and n = 1 to 10.

- 5 Preferably, Ar₁, Ar₂ and Ar₃, are independently selected from the group consisting of phenyl, benzyl, tolyl and naphthyl, any of which may be substituted with 1, 2 or 3 groups independently selected from methoxy, ethoxy, cyanomethyl, cyanoethyl, CN and mixtures thereof, and n = 1 to 10.

- 10 Preferably, Ar₁, Ar₂ and Ar₃, are all phenyl, wherein Ar₃ is substituted with 1 or 2 C₁₋₄ alkoxy, and n = 1 to 10.

Preferably, Ar₁, Ar₂ and Ar₃, are all phenyl which may be independently substituted with 1, 2 or 3 groups selected from methoxy, ethoxy, isopropylcyano, cyanomethyl, cyanoethyl, CN and mixtures thereof, and n = 1 to 10.

- 15 Preferably, Ar₁, Ar₂ and Ar₃, are all phenyl which may be independently substituted with 1 or 2 groups selected from methoxy, ethoxy, cyanomethyl, CN and mixtures thereof, and n = 1 to 10.

Preferably, Ar₁, Ar₂ and Ar₃, are all phenyl which may be independently substituted with 1 or 2 groups selected from methoxy, ethoxy and mixtures thereof, and n = 1 to 10.

- 20 Preferably, Ar₁, Ar₂ and Ar₃, are all phenyl which may be independently substituted with 2,4-dimethoxy, 2-cyano, 2-methoxy, 2-ethoxy, 4-methoxy, 4-ethoxy, 4-isopropylcyano and 4-cyclohexylcyano, and n = 1 to 10.

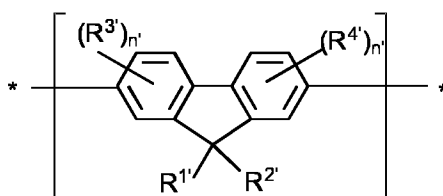
Preferably, Ar₁, Ar₂ and Ar₃, are all phenyl which may be independently substituted with 2,4-dimethoxy, 2-methoxy, 2-ethoxy, 4-methoxy and 4-ethoxy, and n = 1 to 10.

- 25 The copolymers of the present invention may be a random or block copolymer of different monomer units. In such a case, any monomer unit defined by Formula (A) or (B), may be combined with a different or same monomer unit of (A) or (B) provided that at least one monomer unit (A) is bonded to at least one monomer unit (B).

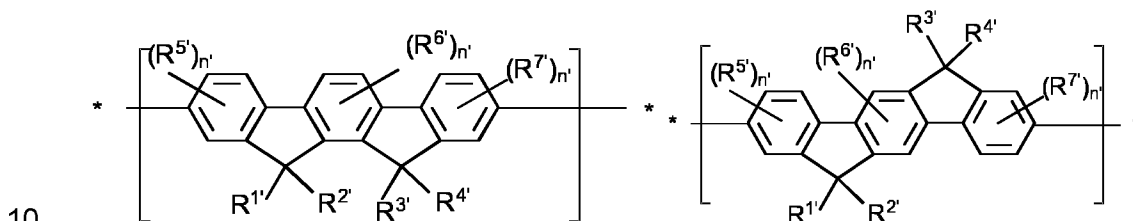
- 30 The ratio of the monomers in the polycyclic aromatic hydrocarbon copolymers can be altered to allow for adjustment of the permittivity relative to a homopolymer. Furthermore, preferably the monomer unit of (A) or (B) may be mixed with monomer units which do not meet the definition of (A) or (B), provided that the average

- permittivity of the binder in the compositions is preferably between 3.4 and 8.0. In this regard, other suitable monomer units include fluorene monomers such as (C), indenofluorene monomers such as (D and D') and spirobifluorene monomers such as (E): wherein each $R^{1'}$, $R^{2'}$, $R^{3'}$, $R^{4'}$, $R^{5'}$, $R^{6'}$ and $R^{7'}$, each of which may be the same or different, is selected from the same group as R^1 , R^2 , R^3 , R^4 , R^5 , R^6 and R^7 , already defined above.

$n' = 1$ to 3.



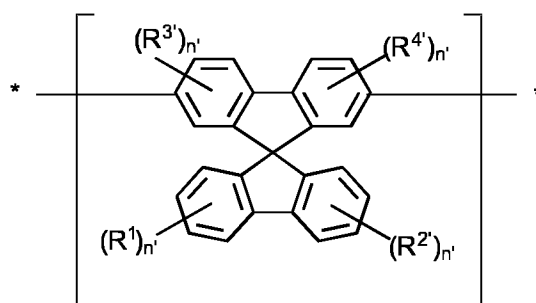
(C)



10

(D)

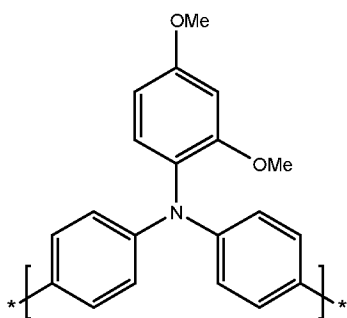
(D')



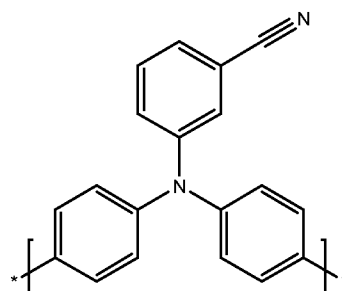
(E)

- 15 When the PAHC according to the present invention comprises one or more monomers (C), (D), (D') and/or (E), the PAHC is comprised of monomer (A) in an amount of at least 20 wt. %; monomer (B) in an amount of at least 60 wt. % and the remainder is comprised of monomers (C), (D), (D') and/or (E), based on the total weight of all monomer units in the copolymer.

In an even more preferred embodiment of the present invention, the monomer unit (B) comprises at least one unit having the structures (F) to (J):

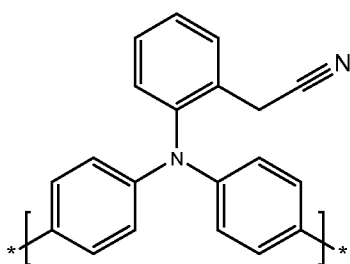


(F)

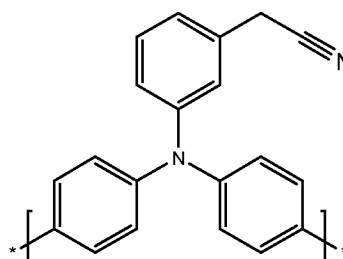


(G)

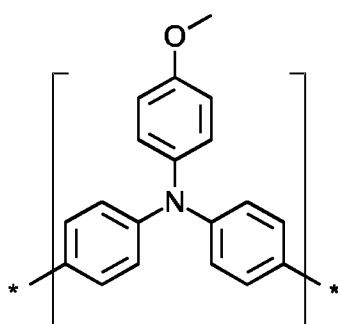
5



(H)



(I)



(J)

10

Organic Semiconductor Compositions

An organic semiconductor composition according to the first aspect of the present invention comprises a copolymer composition, the composition having a permittivity at 1000 Hz of greater than 1.5, more preferably greater than 3.4, and yet more

preferably between 1.5 and 6.5, even more preferably between 3 and 6.5, more preferably between 3.0 to 5.0 and still more preferably between 3.4 to 4.5.

The organic semiconductor composition according to the present invention can comprise a polycyclic aromatic hydrocarbon copolymer as herein disclosed. In a preferred embodiment, an organic semiconductor composition may comprise a copolymer as defined herein, further comprising a polycrystalline polyacene small molecule semiconductor as described in our application WO 2012/164282, wherein the PAHC has a permittivity at 1000 Hz of between 3.4 and 8, preferably between 3.4 and 6.5, more preferably between 4 and 6.5, yet more preferably between 3.4 to 4.5. In a preferred embodiment, a copolymer as defined herein may be used in combination with a polyacene small molecule, where the 'dried state' composition contains between 10 to 50% of the polyacene small molecule and 10 to 90% of the PAHC.

The organic semiconductor composition according to the present invention can comprise a polycyclic aromatic hydrocarbon copolymer as herein disclosed. In a preferred embodiment, an organic semiconductor composition may comprise a copolymer as defined herein, further comprising an organic binder, wherein the organic binder has a permittivity at 1000 Hz of between 3.4 and 8, preferably between 3.4 and 6.5, more preferably between 4 and 6.5, yet more preferably between 3.4 to 4.5.

In a particularly preferred embodiment, a copolymer as defined herein may be used in combination with an organic binder, wherein the organic binder has a permittivity at 1000 Hz of between 3.4 and 8.0, preferably between 3.6 and 6.5, more preferably between 3.4 to 4.5.

In yet another preferred embodiment, a copolymer of the invention preferably has a permittivity at 1000 Hz of between 3.4 and 8.0, preferably between 3.4 and 4.5.

The concentration of the copolymer and solvent present in the composition will vary depending on the preferred solution coating method, for example ink jet printing compositions require low viscosity, low solids loading compositions, whilst screen printing processes require high viscosity, high solids loading compositions. Following deposition of the copolymer composition, the solvent is preferably evaporated to afford the semiconductor layer having 1-99.9% by weight of the binder and 0.1 to 99% by weight of the copolymer (in the printed or dried state) based on a total weight of the composition; preferably the semiconductor layer

having 25 to 75% by weight of the small molecule polyacene and 25 to 75% by weight of the copolymer.

In the composition prior to deposition, one or more of the above-described PAHCs is preferably present at a concentration of at least 0.1 wt%, preferably 0.5 wt% based on a total weight of the composition. The upper limit of the concentration of the PAHC in the composition is often near the solubility limit of that copolymer in the particular solvent at the temperature of the composition during its application to a substrate such as in the fabrication of an electronic device. Typical compositions of the present invention comprise one of the PAHCs at a concentration ranging from about 0.1 wt%, preferably 0.5 wt% to about 20.0 wt% based on a total weight of the composition, more typically, from about 0.5 wt% to about 10.0 wt%, more typically 0.5 to 5.0, more typically 1 to 3 wt%.

In the printed or dried composition, one or more of the above-described PAHCs is preferably present at a concentration of at least 10 wt% based on a total weight of the composition, preferably between 10 and 90 wt%, more preferably between 20 and 80 wt%, more preferably between 30 and 70 wt%, more preferably between 40 and 60 wt%.

In a preferred embodiment, one or more solvents may be present in the organic semiconductor compositions.

Suitable solvents include, but are not limited to, tetrahydrofuran, aromatic hydrocarbons such as toluene, o-xylene, m-xylene, p-xylene, mesitylene, bromomesitylene, anisole, bromoanisole, bromobenzene, tetralin, o-xylene, 1,4-dioxane, methylethylketone, gamma-butyrolactone, cyclohexanone, morpholine, N-methylpyrrolidone, ethyl acetate, n-butyl acetate, dimethylformamide, dimethylacetamide, decalin or mixtures of two or more thereof. Preferably, no chlorinated solvents are used.

Solvent blends may also be utilised. Suitable solvent blends include, but are not limited to compositions of the above solvents in conjunction with solvents such as dimethylformamide, dimethylacetamide, dimethylsulfoxide, methyl ethyl ketone, dichloromethane, dichlorobenzene, furfuryl alcohol, dimethoxyethane and ethyl acetate, higher boiling point alkanes such as n-heptane and alcohols such as isopropyl alcohol. Such compositions (prior to deposition) preferably contain a suitable solvent in an amount of greater than 50 wt% based on a total weight of the composition, preferably between 60 and 95 wt% based on a total weight of the composition.

In yet another preferred embodiment, one or more additional composition components may be present in the organic semiconductor composition. Suitable additional composition components include, but are not limited to, a polymer additive, a rheological modifier, a surfactant, another semiconductor that is a matched hole transfer compound for the copolymer. In some exemplary embodiments, the compositions comprise a polymer additive selected from the group consisting of polystyrene, poly(alpha-methylstyrene), poly(pentafluorostyrene), poly(methyl methacrylate), poly(4-cyanomethyl styrene), poly(4-vinylphenol), or any other suitable polymer disclosed in U.S. Patent Application Publication No. 2004/0222412 A1 or U.S. Patent Application Publication No. 2007/0146426 A1. In some desired embodiments, the polymer additive comprises polystyrene, poly(alpha-methylstyrene), poly(pentafluorostyrene) or poly(methyl methacrylate). In some exemplary embodiments, the compositions comprise a surfactant selected from fluorinated surfactants or fluorosurfactants. When present, each additional composition component is independently present in an amount of greater than 0 to about 50 wt% based on a total weight of the composition. Preferably, each additional composition component is independently present in an amount ranging from about 0.0001 to about 10.0 wt% based on a total weight of the composition. For example, when a polymer is present in the composition, the polymer additive is typically present in an amount of greater than 0 to about 5.0 wt%, preferably from about 0.5 to about 3.0 wt% based on a total weight of the composition. For example, when a surfactant is present in the composition, the surfactant is preferably present in an amount of greater than 0 to about 1.0 wt%, more typically, from about 0.001 to about 0.5 wt% based on a total weight of the composition.

The organic semiconductor composition according to the present invention preferably has a charge mobility value of at least $0.5 \text{ cm}^2\text{V}^{-1}\text{s}^{-1}$, preferably between 0.5 and $8.0 \text{ cm}^2\text{V}^{-1}\text{s}^{-1}$, more preferably between 0.5 and $6.0 \text{ cm}^2\text{V}^{-1}\text{s}^{-1}$, more preferably between 0.8 and $5.0 \text{ cm}^2\text{V}^{-1}\text{s}^{-1}$, more preferably between 1.0 and $5.0 \text{ cm}^2\text{V}^{-1}\text{s}^{-1}$, more preferably between 1.5 and $5.0 \text{ cm}^2\text{V}^{-1}\text{s}^{-1}$, more preferably between 2.0 and $5.0 \text{ cm}^2\text{V}^{-1}\text{s}^{-1}$. The charge mobility value of the semiconductor composition can be measured using any standard method known to those skilled in the art, such as techniques disclosed in *J. Appl. Phys.*, 1994, Volume 75, page 7954 and WO 2005/055248, preferably by those described in WO 2005/055248.

The organic semiconductor composition according to the present invention may be prepared by any known method within the common general knowledge of a person

skilled in the art. In a preferred embodiment, the organic semiconductor composition is prepared by the method disclosed in WO 2005/055248 or by using the method disclosed herein, preferably by using the method disclosed herein.

5 Preferably, organic semiconductor compositions according to the present invention are semiconducting compositions having a permittivity at 1000 Hz greater than 1.5, more preferably greater than 3.4, and yet more preferably, between 3.4 and 8. In a preferred embodiment, the compositions have a permittivity at 1000 Hz of between 4.0 and 7, more preferably between 4.0 and 6.5, even more preferably between 4.0 and 6 and yet more preferably between 3.4 and 4.5.

10 ***Organic Semiconductor Layers***

The organic semiconductor compositions according to the present invention may be deposited onto a variety of substrates, to form organic semiconductor layers.

The organic semiconductor layer according to the present invention may be prepared using a method comprising the steps of:

- 15 (i) Mixing the organic semiconductor composition according to the present invention with a solvent to form a semiconductor layer formulation;
- (ii) Depositing said formulation onto a substrate; and
- (iii) Optionally removing the solvent to form an organic semiconductor layer.

20 Useful substrate materials include, but are not limited to, polymeric films such as polyamides, polycarbonates, polyimides, polyketones, polyethylene terephthalate (PET) and polyethylene naphthalate (PEN), and inorganic substrates such as silica, alumina, silicon wafers and glass. The surface of a given substrate may be treated, e.g. by reaction of chemical functionality inherent to the surface with chemical reagents such as silanes or exposure of the surface to plasma, in order to alter the
25 surface characteristics.

Prior to depositing the organic semiconductor composition onto the substrate, the composition may be combined with one or more solvents in order to facilitate the deposition step. Suitable solvents include any solvent which is able to dissolve both the copolymer, and which upon evaporation from the solution blend, give a
30 coherent, defect-free layer. Suitable solvents for the copolymer can be determined by preparing a contour diagram for the material as described in ASTM Method D 3132 at the concentration at which the mixture will be employed. The material is added to a wide variety of solvents as described in the ASTM method.

Suitable solvents include, but are not limited to, tetrahydrofuran, aromatic hydrocarbons such as toluene, o-xylene, m-xylene, p-xylene, mesitylene, bromomesitylene, anisole, bromoanisole, bromobenzene, tetralin, o-xylene, 1,4-dioxane, methylethylketone, gamma-butyrolactone, cyclohexanone, morpholine, N-methylpyrrolidone, ethyl acetate, n-butyl acetate, dimethylformamide, dimethylacetamide, decalin or mixtures of two or more thereof. Preferably, no chlorinated solvents are used.

In accordance with the present invention it has further been found that the level of the solids content in the organic semiconducting layer formulation is also a factor in achieving improved mobility values for electronic devices such as OFETs. The solids content of the formulation is commonly expressed as follows:

$$\text{Solids content (\%)} = \frac{a+b}{a+b+c} \times 100$$

wherein: a = mass of polyacene small molecule, b = mass of PAHC and c = mass of solvent.

The solids content of the formulation is preferably 0.1 to 10% by weight, more preferably 0.5 to 5% by weight.

Suitable conventional deposition methods include, but are not limited to, spin coating, spray coating, blade/slot-die coating, flexographic printing, gravure printing, roll-to-roll web-coating, and dip coating, as well as printing processes such as ink-jet printing, screen printing, and offset lithography. In one desired embodiment, the resulting composition is a printable composition, even more desirably, an ink jet printable composition.

Once the composition is deposited onto a substrate surface, the solvent may be removed to form an organic semiconductor layer. Any suitable method may be used to remove the solvent. For example, the solvent may be removed by evaporation or drying. Typically, at least about 80 percent of the solvent is removed to form the semiconductor layer. For example, at least about 85 weight percent, at least about 90 weight percent, at least about 92 weight percent, at least about 95 weight percent, at least about 97 weight percent, at least about 98 weight percent, at least about 99 weight percent, or at least about 99.5 weight percent of the solvent is removed.

The solvent often can be evaporated at any suitable temperature. In some methods, the solvent mixture is evaporated at ambient temperature. In other

methods, the solvent is evaporated at a temperature higher or lower than ambient temperature. For example, a platen supporting the substrate can be heated or cooled to a temperature higher or lower than ambient temperature. In still other preferred methods, some or most of the solvent can be evaporated at ambient
5 temperature, and any remaining solvent can be evaporated at a temperature higher than ambient temperature. In methods where the solvent evaporates at a temperature higher than ambient temperature, the evaporation can be carried out under an inert atmosphere, such as a nitrogen atmosphere.

Alternatively, the solvent can be removed by application of reduced pressure (i.e., at
10 a pressure that is less than atmospheric pressure) such as through the use of a vacuum. During application of reduced pressure, the solvent can be removed at any suitable temperature such as those described above.

The rate of removal of the solvent can affect the resulting semiconductor layer. For example, if the removal process is too rapid, poor packing of the semiconductor
15 molecules can occur during crystallisation. Poor packing of the semiconductor molecules can be detrimental to the charge mobility of the semiconductor layer. The solvent can evaporate entirely on its own in an uncontrolled fashion (i.e., no time constraints), or the conditions can be controlled in order to control the rate of evaporation. In order to minimise poor packing, the solvent can be evaporated while
20 slowing the evaporation rate by covering the deposited layer. Such conditions can lead to a semiconductor layer having a relatively high degree of crystallinity.

After removal of a desired amount of solvent to form the semiconductor layer, the semiconductor layer can be annealed by exposure to heat or solvent vapours, i.e., by thermal annealing or solvent annealing.

25 The organic semiconductor layer according to the present invention preferably has a charge mobility value of at least $0.5 \text{ cm}^2\text{V}^{-1}\text{s}^{-1}$, preferably between 0.5 and $8.0 \text{ cm}^2\text{V}^{-1}\text{s}^{-1}$, more preferably between 0.5 and $6.0 \text{ cm}^2\text{V}^{-1}\text{s}^{-1}$, more preferably between 0.8 and $5.0 \text{ cm}^2\text{V}^{-1}\text{s}^{-1}$, more preferably between 1 and $5.0 \text{ cm}^2\text{V}^{-1}\text{s}^{-1}$, more preferably between 1.5 and $5.0 \text{ cm}^2\text{V}^{-1}\text{s}^{-1}$, more preferably between 2.0 and $5.0 \text{ cm}^2\text{V}^{-1}\text{s}^{-1}$. The
30 charge mobility value of the semiconductor layer can be measured using any standard method known to those skilled in the art, such as techniques disclosed in *J. Appl. Phys.*, 1994, Volume 75, page 7954 and WO 2005/055248, preferably by those described in WO 2005/055248.

Preferably, the organic semiconductor layer(s) of the present invention are
35 semiconducting layers having a permittivity at 1000 Hz of between 3.4 and 8. In a

preferred embodiment, the layer(s) have a permittivity at 1000 Hz of between 4.0 and 7, more preferably between 4.0 and 6.5, yet more preferably between 4.0 and 6 and even more preferably between 3.4 and 4.5

Electronic Devices

- 5 The invention additionally provides an electronic device comprising the organic semiconductor composition according to the present invention. The composition may be used, for example, in the form of a semiconducting layer or film. Additionally, the invention preferably provides an electronic device comprising the organic semiconductor layer according to the present invention.
- 10 The thickness of the layer or film may be between 0.02 and 20 microns, 0.2 and 20 microns, preferably between 0.05 and 10 microns, preferably between 0.5 and 10 microns, between 0.05 and 5 microns, even more preferably between 0.5 and 5 microns, yet more preferably between 0.5 and 2 microns, and more preferably between 0.02 and 1 microns.
- 15 The electronic device may include, without limitation, organic field effect transistors (OFETS), organic light emitting diodes (OLEDs), photodetectors, organic photovoltaic (OPV) cells, sensors, lasers, memory elements and logic circuits.

Exemplary electronic devices of the present invention may be fabricated by solution deposition of the above-described organic semiconductor composition onto a
20 substrate.

Detailed Description of the Invention

General

The term "about" in relation to a numerical value x means, for example, $x \pm 10\%$.

- 25 The word "substantially" does not exclude "completely" e.g. a composition which is "substantially free" from Y may be completely free from Y. Where necessary, the word "substantially" may be omitted from the definition of the invention.

"Molecular weight" of a polymeric material (including monomeric or macromeric materials), as used herein, refers to the number-average molecular weight unless otherwise specifically noted or unless testing conditions indicate otherwise.

- 30 A "polymer" means a material formed by polymerising and/or crosslinking one or more monomers, macromers and/or oligomers and having two or more repeat units.

As used herein, the term “alkyl” group refers to a straight or branched saturated monovalent hydrocarbon radical, having the number of carbon atoms as indicated. By way of non limiting example, suitable alkyl groups include, methyl, ethyl, propyl, n-butyl, t-butyl, iso-butyl and dodecanyl.

- 5 As used herein, the term “alkoxy” group include without limitation, methoxy, ethoxy, 2-methoxyethoxy, t-butoxy, etc.

As used herein, the term “amino” group includes, without limitation, dimethylamino, methylamino, methylphenylamino, phenylamino, etc.

- 10 The term “carbyl” refers to any monovalent or multivalent organic radical moiety which comprises at least one carbon atom other without any non-carbon atoms ($\text{C}\equiv\text{C}$), or optionally combined with at least one non-carbon atoms such as N, O, S, P, Si, Se, As, Te or Ge (for example carbonyl etc.).

The term “hydrocarbon” group denotes a carbyl group that additionally contains one or more H atoms and optionally contains one or more hetero atoms.

- 15 A carbyl or hydrocarbyl group comprising 3 or more carbon atoms may be linear, branched and/or cyclic, including spiro and/or fused rings.

- Preferred carbyl or hydrocarbyl groups include alkyl, alkoxy, alkylcarbonyl, alkylcarbonyloxy, alkoxy carbonyloxy, each of which is optionally substituted and has 1 to 40, preferably 1 to 18 carbon atoms, furthermore optionally substituted aryl, aryl
20 derivative or aryloxy having 6 to 40, preferably 6 to 18 carbon atoms, furthermore alkylaryloxy, arylcarbonyl, aryloxy carbonyl, arylcarbonyloxy and aryloxy carbonyloxy, each or which is optionally substituted and has 7 to 40, more preferable 7 to 25 carbon atoms.

- 25 The carbyl or hydrocarbyl group may be saturated or unsaturated acyclic group, or a saturated or unsaturated cyclic group. Unsaturated acyclic or cyclic groups are preferred, especially alkenyl and alkynyl groups (especially ethynyl).

- In the polyacenes of the present invention, the optional substituents on the said C_{1-40} carbyl or hydrocarbyl groups for $\text{R}_1\text{-R}_{14}$ etc. preferably are selected from: silyl, sulpho, sulphonyl, formyl, amino, imino, nitrilo, mercapto, cyano, nitro, halo, C_{1-4}
30 alkyl, C_{6-12} aryl, C_{1-4} alkoxy, hydroxy and/or all chemically possible combinations thereof. More preferable among these optional substituents are silyl and C_{6-12} aryl and most preferable is silyl.

"Substituted alkyl group" refers to an alkyl group having one or more substituents thereon, wherein each of the one or more substituents comprises a monovalent moiety containing one or more atoms other than carbon and hydrogen either alone (e.g., a halogen such as F) or in combination with carbon (e.g., a cyano group) and/or hydrogen atoms (e.g., a hydroxyl group or a carboxylic acid group).

"Alkenyl group" refers to a monovalent group that is a radical of an alkene, which is a hydrocarbon with at least one carbon-carbon double bond. The alkenyl can be linear, branched, cyclic, or combinations thereof and typically contains 2 to 30 carbon atoms. In some embodiments, the alkenyl contains 2 to 20, 2 to 14, 2 to 10, 4 to 10, 4 to 8, 2 to 8, 2 to 6, or 2 to 4 carbon atoms. Exemplary alkenyl groups include, but are not limited to, ethenyl, propenyl, and butenyl.

"Substituted alkenyl group" refers to an alkenyl group having (i) one or more C-C double bonds, and (ii) one or more substituents thereon, wherein each of the one or more substituents comprises a monovalent moiety containing one or more atoms other than carbon and hydrogen either alone (e.g., a halogen such as F) or in combination with carbon (e.g., a cyano group) and/or hydrogen atoms (e.g., a hydroxyl group or a carboxylic acid group).

"Alkynyl group" refers to a monovalent group that is a radical of an alkyne, a hydrocarbon with at least one carbon-carbon triple bond. The alkynyl can be linear, branched, cyclic, or combinations thereof and typically contains 2 to 30 carbon atoms. In some embodiments, the alkynyl contains 2 to 20, 2 to 14, 2 to 10, 4 to 10, 4 to 8, 2 to 8, 2 to 6, or 2 to 4 carbon atoms. Exemplary alkynyl groups include, but are not limited to, ethynyl, propynyl, and butynyl.

"Substituted alkynyl group" refers to an alkynyl group having (i) one or more C-C triple bonds, and (ii) one or more substituents thereon, wherein each of the one or more substituents comprises a monovalent moiety containing one or more atoms other than carbon and hydrogen either alone (e.g., a halogen such as F) or in combination with carbon (e.g., a cyano group) and/or hydrogen atoms (e.g., a hydroxyl group or a carboxylic acid group or a silyl group).

"Cycloalkyl group" refers to a monovalent group that is a radical of a ring structure consisting of 3 or more carbon atoms in the ring structure (i.e., only carbon atoms in the ring structure and one of the carbon atoms of the ring structure is the radical).

"Substituted cycloalkyl group" refers to a cycloalkyl group having one or more substituents thereon, wherein each of the one or more substituents comprises a

monovalent moiety containing one or more atoms (e.g., a halogen such as F, an alkyl group, a cyano group, a hydroxyl group, or a carboxylic acid group).

"Cycloalkylalkylene group" refers to a monovalent group that is a ring structure consisting of 3 or more carbon atoms in the ring structure (i.e., only carbon atoms in the ring), wherein the ring structure is attached to an acyclic alkyl group (typically, from 1 to 3 carbon atoms, more typically, 1 carbon atom) and one of the carbon atoms of the acyclic alkyl group is the radical. "Substituted cycloalkylalkylene group" refers to a cycloalkylalkylene group having one or more substituents thereon, wherein each of the one or more substituents comprises a monovalent moiety containing one or more atoms (e.g., a halogen such as F, an alkyl group, a cyano group, a hydroxyl group, or a carboxylic acid group).

"Aryl group" refers to a monovalent group that is a radical of an aromatic carbocyclic compound. The aryl can have one aromatic ring or can include up to 5 carbocyclic ring structures that are connected to or fused to the aromatic ring. The other ring structures can be aromatic, non-aromatic, or combinations thereof. Examples of preferred aryl groups include, but are not limited to, phenyl, 2-tolyl, 3-tolyl, 4-tolyl, biphenyl, 4-phenoxyphenyl, 4-fluorophenyl, 3-carbomethoxyphenyl, 4-carbomethoxyphenyl, terphenyl, anthryl, naphthyl, acenaphthyl, anthraquinonyl, phenanthryl, anthracenyl, pyrenyl, perylenyl, and fluorenyl.

"Substituted aryl group" refers to an aryl group having one or more substituents on the ring structure, wherein each of the one or more substituents comprises a monovalent moiety containing one or more atoms (e.g., a halogen such as F, an alkyl group, a cyano group, a hydroxyl group, or a carboxylic acid group).

"Arylalkylene group" refers to a monovalent group that is an aromatic ring structure consisting of 6 to 10 carbon atoms in the ring structure (i.e., only carbon atoms in the ring structure), wherein the aromatic ring structure is attached to an acyclic alkyl group having one or more carbon atoms (typically, from 1 to 3 carbon atoms, more typically, 1 carbon atom) and one of the carbons of the acyclic alkyl group is the radical.

"Substituted arylalkylene group" refers to an arylalkylene group having one or more substituents thereon, wherein each of the one or more substituents comprises a monovalent moiety containing one or more atoms (e.g., a halogen such as F, an alkyl group, a cyano group, a hydroxyl group, or a carboxylic acid group).

"Acetyl group" refers to a monovalent radical having the formula -C(O)CH_3 .

"Heterocyclic ring" refers to a saturated, partially saturated, or unsaturated ring structure comprising at least one of O, N, S and Se in the ring structure.

"Substituted heterocyclic ring" refers to a heterocyclic ring having one or more substituents bonded to one or more members of the ring structure, wherein each of the one or more substituents comprises a monovalent moiety containing one or more atoms (e.g., a halogen such as F, an alkyl group, a cyano group, a hydroxyl group, or a carboxylic acid group).

"Carbocyclic ring" refers to a saturated, partially saturated, or unsaturated ring structure comprising only carbon in the ring structure.

"Substituted carbocyclic ring" refers to a carbocyclic ring having one or more substituents bonded to one or more members of the ring structure, wherein each of the one or more substituents comprises a monovalent moiety containing one or more atoms (e.g., a halogen such as F, an alkyl group, a cyano group, a hydroxyl group, or a carboxylic acid group).

"Ether group" refers to a $-R_a-O-R_b$ radical wherein R_a is a branched or unbranched alkylene, arylene, alkylarylene or arylalkylene hydrocarbon and R_b is a branched or unbranched alkyl, aryl, alkylaryl or arylalkyl hydrocarbon.

"Substituted ether group" refers to an ether group having one or more substituents thereon, wherein each of the one or more substituents comprises a monovalent moiety containing one or more atoms other than carbon and hydrogen either alone (e.g., a halogen such as F) or in combination with carbon (e.g., a cyano group) and/or hydrogen atoms (e.g., a hydroxyl group or a carboxylic acid group).

Unless otherwise defined, a "substituent" or "optional substituent" is preferably selected from the group consisting of halo (I, Br, Cl, F), CN, NO₂, NH₂, -COOH and OH.

Brief Description of the Drawings

Figure 1 is a representation of top contact/bottom gate Organic Thin Film Transistor (OTFT)

Figure 2 is a representation of bottom contact/bottom gate OTFT

Figure 3 is a representation of top contact/top gate OTFT

Figure 4 is a representation of bottom contact/top gate OTFT

Labels- A: Substrate; B: Gate electrode; C: Dielectric layer; D: Semiconductor layer;
E: Source electrode; F: Gate electrode

Figure 5: Transfer characteristic for TG 10 micron channel length and 500 micron
channel width OTFT using 1,4,8,11-tetramethyl bis-triethysilylethynyl pentacene and
5 PAHC (1) described as Formulation (1). Drain voltage is -2V.

Figure 6: Transfer characteristic for TG 30 micron channel length, 500 micron
channel width OTFT using 1,4,8,11-tetramethyl bis-triethysilylethynyl pentacene and
PAHC (1) described as Formulation (1). Drain voltage is -2V.

Figure 7: Transfer characteristic for TG 30 micron channel length, 500 micron
10 channel width OTFT using 1,4,8,11-tetramethyl bis-triethysilylethynyl pentacene and
PAHC (3) described as Formulation (3). Drain voltage is -2V.

Examples of the Present Invention

The following examples of the present invention are merely exemplary and should
not be viewed as limiting the scope of the invention.

15 Measurement of the Capacitance of the Polymer Binder

The polymer binder was diluted with tetralin in order to lower its viscosity and make
it possible to obtain a film thickness of ~1 micron when spin coated for the spin
speed range 1000-2000 rpm. The polymer binder solution was spin coated at
500rpm for 10 seconds, followed by 1500 rpm for 30 seconds, onto ITO coated and
20 cleaned 1 x 1 inch glass substrates.

To clean the ITO coated substrates they were submerged in a 3% solution of
DECon 90 and put in an ultrasonic bath (water temperature >65 °C), washed with
deionised water, submerged in deionised water and put in an ultrasonic bath (water
temperature >65 °C), washed a further time with deionised water, submerged in
25 isopropyl alcohol and then put in an ultrasonic bath (water temperature >65 °C), and
then spin dried.

After deposition of the polymer binder the substrate was annealed on a hotplate at
120 °C for 5 minutes.

The substrate was then covered with a capacitance shadow mask, and top
30 electrodes were deposited by evaporation of gold using a thermal deposition
method. In order to determine the exact thickness of the polymer binder layer, the
thickness was measured using a Dektak 3030 profilometer (available from Veeco,

Plainview NY) at three different positions and averaged; these values were subsequently used to calculate the dielectric constants of the polymer binders.

Capacitance measurements were then carried out using impedance analyser Agilent 43961A and a probe station. In order to improve the electrical contact between the ITO back electrode and the external probe electrode, a conductive silver paste was applied. The sample being measured was placed in a metal box on the metal plate to ensure minimum influence from the external environment.

Before each set of measurements was obtained, the analyser was calibrated using the 43961A Impedance Test Kit as a compensation routine was carried out to account for internal capacitance of the analyser and test fixture. The measurement calibration was carried out with open and shorted circuit; the dielectric constant was calculated using the following equation:

$$C = \epsilon \times \epsilon_0 \times (A/d).$$

Wherein C is the capacitance (Farads), A is the area (m²), d is the coating thickness (m), ϵ is the dielectric constant (permittivity), and ϵ_0 is the permittivity of free space and is taken as 8.8854×10^{-12} F/m.

As a reference sample, a polystyrene sample (Mw~350,000) having a thickness of 1 μ m was tested. The measured and calculated dielectric constant of the polystyrene reference was $\epsilon=2.55$ at 10,000 Hz, which is in good agreement with the reported value ($\epsilon \sim 2.5$), refer to J. R. Wunsch, Polystyrene-Synthesis, Production and Applications, *Rapra Review Reports*, 2000, Volume 10, No. 4, page 32.

OTFT fabrication method

A substrate (either glass or a polymer substrate such as PEN) is patterned with Au source drain electrodes either by a process of thermal evaporation through a shadow mask or by photolithography (an adhesion layer of either Cr or Ti is deposited on the substrate prior to deposition of Au). The Au electrodes can optionally be cleaned using an O₂ plasma cleaning process. A solution of organic semiconductor in binder is then applied by spin coating (the sample is flooded with the solution and the substrate is then spun at 500 rpm for 5 seconds then 1500 rpm for 1 minute). The coated substrate is then dried in air on a hot stage. The dielectric material, for example 3 wt% PTFE-AF 1600 (Sigma-Aldrich cat # 469610) dissolved in FC-43) was then applied to the substrate by spin coating (sample flooded then spun at 500 rpm for 5 seconds then 1500 rpm for 30 seconds). The substrate was then dried in air on a hot stage (100 °C for 1 minute). A gate

electrode (Au) is then defined over the channel area by evaporation through a shadow mask.

The mobility of the OTFT for the binders is characterised by placing on a manual probe station connected to a Keithley SCS 4200 semiconductor analyzer. The source drain voltage (V_{DS}) is set at -2V (linear) or -40V (saturation) and the gate voltage (V_G) scanned from +20V to -60V. Drain current is measured and mobility calculated from the transconductance.

The mobility of the OTFT for the formulations is characterised by placing on a semi-auto probe station connected to a Keithley SCS 4200 semiconductor analyzer. The source drain voltage is set at -2V and the gate voltage scanned from +20V to -40V. Drain current is measured and mobility calculated from the transconductance.

In linear regime, when $|V_G| > |V_{DS}|$, the source-drain current varies linearly with V_G . Thus the field effect mobility (μ) can be calculated from the gradient (S) of I_{DS} vs. V_G given by equation 1 (where C_i is the capacitance per unit area, W is the channel width and L is the channel length):

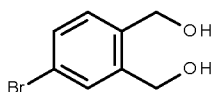
$$S = \frac{\mu W C_i V_{DS}}{L} \quad \text{Equation 1}$$

In the saturation regime, the mobility is determined by finding the slope of $I_{DS}^{1/2}$ vs. V_G and solving for the mobility (Equation 2)

$$I_{DS} \approx \frac{W C_i \mu (V_{GS} - V_T)^2}{2L} \quad \text{Equation 2}$$

The following examples are intended to explain the invention without restricting it. The methods, structures and properties described herein can also be applied to materials that are claimed in this invention but not explicitly described in the examples.

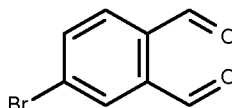
Compound (1): Preparation of 4-bromobenzene-1,2-dimethanol



A solution of lithium aluminium anhydride (Sigma-Aldrich 593702, 2M solution in THF, 100mL, 200mmol) in THF (Sigma-Aldrich 401757, 300mL) was cooled in an ice-water bath. A solution of 4-bromophthalic anhydride (Fluorochem 009065, 45.40g, 200mmol) in THF (200mL) was added dropwise over 4hours. The reaction

mixture was then allowed to stir for 6 hours. The ice-water bath was then removed and the mixture allowed to warm to room temperature overnight. The mixture was then cooled in an ice-water bath. Water (7.6mL) was added dropwise. 15% NaOH solution (7.6mL) was then added dropwise. A further quantity of water (22.8mL) was added. The ice-water bath was removed and the reaction mixture allowed to stir for 1 hr. The mixture was then filtered and the filter cake washed with THF 3x200mL). The filtrates were combined, dried over MgSO₄, filtered and concentrated to give a pale yellow oil which solidified on standing (31.48g). The crude product was purified by crystallisation from dichloromethane to give the product (1) as a colourless solid (23.50g, 108mmol, 54%). ¹H NMR (600MHz, DMSO-d₆) 10.52 (1H, s), 10.46 (1H, s), 8.11-8.10 (1H, m), 7.92-7.84 (2H, m).

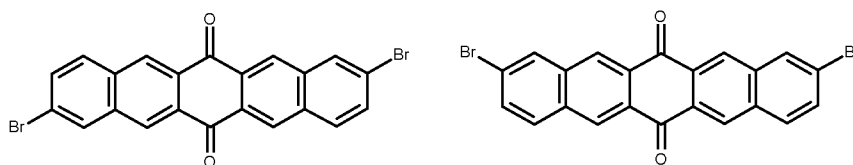
Compound (2): Preparation of 4-bromo-1,2-benzenedicarboxaldehyde



Oxalyl chloride (Sigma-Aldrich O8801, 24.0g, 176mmol) in dichloromethane (200mL) was stirred at -78 deg C. A mixture of dimethylsulfoxide (29.92g, 384mmol) and dichloromethane (50mL) was added dropwise over 60 minutes. A solution of 4-bromobenzene-1,2-dimethanol (1) (17.36g, 80.0mmol) in dichloromethane (10mL) and dimethylsulfoxide (10mL) was added dropwise over 30 minutes. The reaction mixture was stirred for 30 minutes. Triethylamine (Sigma-Aldrich T0886, 200mL, 1438mmol) was added over 80 minutes. The reaction mixture was then allowed to warm to room temperature with stirring overnight. Water (400mL) was then added. The organic layer was separated and the aqueous layer extracted with dichloromethane (2x200mL). The organic layers were combined, dried over MgSO₄, filtered and concentrated *in vacuo* to give a pale orange solid (19.12g). The material was purified by dry column chromatography (gradient elution: heptane: 10% ethyl acetate:heptane) to give the product (2) as a pale brown solid (14.98g, 70.3mmol, 88%). ¹H NMR (600MHz, CDCl₃) 10.52 (1H, s), 10.46 (1H, s), 8.11-8.10 (1H, m), 7.92-7.84 (2H, m).

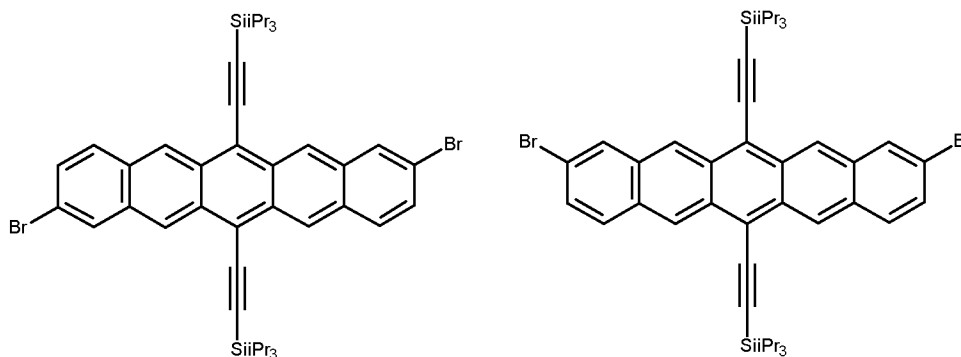
Compound (3): 2,9-dibromo-6,13-pentacenedione / 2,10-dibromo-6,13-pentacenedione

40



4-bromo-1,2-benzendicarboxaldehyde(2) (14.87g, 698mmol, 2eq) and 1,4-cyclohexanedione (Aldrich 125423, 3.91g, 349mmol, 1eq) were charged to a 2L round bottom flask. Methylated spirits (74O.P., Fisher 11482874, 1000mL) was added and the mixture stirred at room temperature. 5% sodium hydroxide solution (22.0mL, 275mmol) was then added. A dark brown precipitate formed rapidly. The reaction mixture was then heated to 60 deg C and the mixture stirred at 60 deg C for 1h. The mixture was then cooled to ~18 deg C. The solid was collected by filtration under suction. The filter cake was washed sequentially with water (200mL), methylated spirits (74O.P., 400mL) and diethyl ether (400mL). The solid was then dried in a vacuum oven to give the product (3) as an orange/brown solid (13.56g, 82%).MS (ASAP) m/z 466 (M^+ , 100%).

Compound (4): 2,9-dibromo-6,13-bis(triisopropylsilylacetylene)pentacenedione-2,10-dibromo-6,13-bis(triisopropylsilylacetylene)pentacene

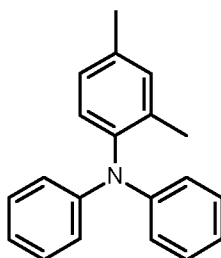


15

Triisopropylsilyl acetylene (Fluorochem S18000, 22.5g, 100mmol, 6.2eq) was added dropwise to a solution of isopropylmagnesium chloride (2M in THF, Aldrich 230111, 50.25mL, 100mmol, 6.2eq) in THF (Sigma-Aldrich 401757, 150mL) at room temperature. The solution was then heated to 60 deg C and stirred at this temperature for 45 minutes. The mixture was then cooled to 20 de C. 2,9-Dibromo-6,13-pentacenedione/2,10-dibromo-6,13-pentacenedione(3) (7.50g, 16.1mmol, 1eq) was then added and the reaction mixture heated to 60 deg C and stirred overnight. The reaction mixture was then cooled to 20 deg C. A solution of tin (II) chloride dihydrate (Sigma-Aldrich 208256, 36.30g) in 10% HCl (165mL) was added dropwise. The reaction mixture was then heated to 50 deg C and stirred for 1hr. The

reaction mixture was then cooled to <10 deg C and the solid collected by filtration. The filter cake was washed with acetone (2x100mL) to give a grey solid (6.58g). The solid was then purified by flash column chromatography (gradient elution: heptane; 10%-50% DCM:heptane) to give two crops; the first crop was then dissolved in DCM (50mL), acetone (200mL) was added and the product (4) collected by filtration (2.15g). The second crop was purified by flash column chromatography and precipitation as described above to give the product (4) as a blue solid (1.70g; total mass=3.85g, 4.27mmol, 27%). ¹H NMR (500MHz, CDCl₃) 9.26 (2H, s), 9.25 (2H, s), 9.19 (2H, s), 9.17 (2H, s), 8.13 (4H, s), 7.83 (4H, d, J= 9.1Hz), 7.45 (4H, d, J= 9.1Hz), 1.46-1.35 (84H, m).

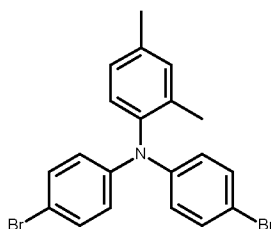
Compound (5): Preparation of *N,N*-diphenyl-2,4-dimethylphenylamine



Diphenylamine (Sigma-Aldrich 242586, 36.50g, 216mmol, 1eq), 4-iodo-m-xylene (Fluorochem 001771, 100.11g, 431mmol, 2eq), 1,10-phenanthroline (Sigma-Aldrich 131377, 7.77g, 43.1mmol, 0.2 eq) and o-xylene (Sigma-Aldrich 95662, 150mL) were charged to a round bottom flask. The reaction mixture was heated to 120 deg C. After 1 hour copper (I) chloride (Sigma-Aldrich 212946, 4.27g, 43.1mmol, 0.2eq) and KOH (Sigma-Aldrich 484016, 96.82g, 1726mmol, 4eq) were added and the reaction mixture heated to 160 deg C and stirred overnight. The mixture was allowed to cool and DCM (200mL) was added. The mixture was then filtered through a pad of celite. Water (200mL) was added to the filtrate, the layers were separated and the organic phase washed with water (200mL). The aqueous phases were back-extracted with DCM (200mL) and the combine organic extracts were dried over MgSO₄, filtered and concentrated *in vacuo* to give a viscous dark brown-black oil (72.43g). The crude product was purified by dry column chromatography (eluent: heptane) (55.10g) followed by recrystallization from methanol to give the product (5) as a colourless crystalline solid (45.56g, 84%). ¹H NMR (500MHz, CDCl₃) 7.25-6.88 (13H, m), 2.35 (3H, s), 2.02 (3H, s).

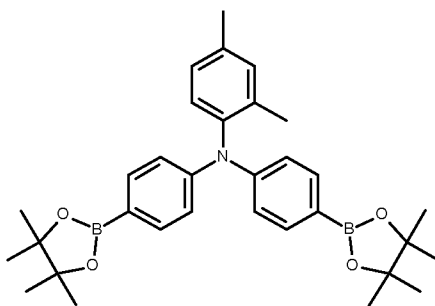
Compound (6): Preparation of *N,N*-bis(4-bromophenyl)-2,4-dimethylphenylamine

42



A solution N, N-diphenyl-2,4-dimethylphenylamine (40.00, 146mmol, 1eq) in DMF (200mL) was cooled to -60 deg C. A solution of N-bromosuccinimide (Sigma-Aldrich B81255, 52.08g, 293mmol, 2eq) in DMF (260mL) was added over 30 minutes, then
 5 the mixture was allowed to warm to room temperature. After 2 hours the reaction mixture was poured into water (2.4L). The mixture was extracted with heptane (4x800mL), the organic extracts were dried over MgSO₄, filtered and concentrated *in vacuo* to give a colourless solid (61.92g). The product was recrystallized from methanol/acetone (1:1 mixture) to give the product (6) as a colourless crystalline
 10 solid (57.13g, 91%). ¹H NMR (500MHz, CDCl₃) 7.28 (4H, d, J= 8.8Hz), 7.07-6.95 (3H, m), 6.82 (4H, d, J= 8.8Hz), 2.34 (3H, s), 1.98 (3H, s).

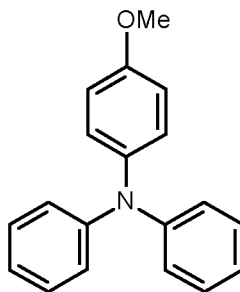
Compound (7): Preparation of *N,N*-bis[4-(4,4,5,5-tetramethyl-1,3,2-dioxaborolan-2-yl)phenyl]-2,4-dimethylphenylamine



15 A stirred solution of *N,N*-bis(4-bromophenyl)-2,4-dimethylphenylamine (6) (10.00g, 23.2mmol, 1eq) in THF (Sigma-Aldrich 401757, 40mL) under nitrogen was cooled to -65 deg C. *n*-Butyllithium (Acros 10181852, 2.5M solution in hexanes, 22.3mL, 55.7mmol, 2.4eq) was added dropwise and the reaction mixture was then stirred for 1h. 2-Isopropoxy-4,4,5,5-tetramethyl-1,3,2-dioxaborolane (Sigma-Aldrich 417149,
 20 11.22g, 60.3mmol, 2.6eq) was added dropwise. The reaction mixture was then allowed to warm to room temperature overnight. Water (60mL) was added and the mixture stirred for 20 minutes. The mixture was then extracted with dichloromethane (3x60mL). The combined organic extracts were dried over MgSO₄, filtered and concentrated *in vacuo* to give a yellow foam (11.27g). The product was then purified

by dry column chromatography (gradient elution 5%-10% EtOAc:heptane) to give a colourless solid (6.65g). This was recrystallized from MeCN/THF to give the product (7) as a colourless crystalline solid (6.14g, 11.7mmol, 50%). ¹H NMR (500MHz, CDCl₃) 7.63 (4H, d, J=8.3Hz), 7.06-6.99 (3H, m), 6.96 (4H, d, J=8.3Hz), 2.34 (3H, s), 1.96 (3H, s), 1.32 (24H, s). MS (ASAP) m/z 525 (M⁺, 100%).

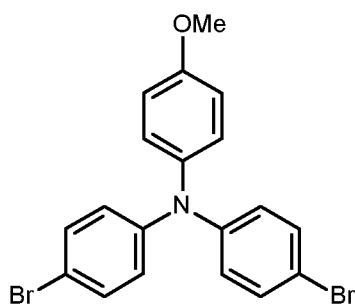
Compound (8): Preparation of N,N-diphenyl-4-methoxyphenylamine



Diphenylamine (Sigma-Aldrich 242586, 36.50g, 216mmol, 1eq), 4-iodoanisole (Sigma-Aldrich I7608, 100.96g, 431mmol, 2eq), 1,10-phenanthroline (Sigma-Aldrich 131377, 7.77g, 43.1mmol, 0.2 eq) and xylene (150mL) were charged to a round bottom flask. The reaction mixture was heated to 120 deg C. After 1 hour copper (I) chloride (Sigma-Aldrich 212946, 4.27g, 43.1mmol, 0.2eq) and KOH (Sigma-Aldrich 484016, 96.82g, 1726mmol, 4eq) were added and the reaction mixture heated to 160 deg C and stirred overnight. The mixture was allowed to cool, then water (250mL) and DCM (200mL) were then added. The mixture was then filtered through a pad of celite. The mixture was separated and the organic phase washed with water (200mL). The aqueous phases were back-extracted with DCM (200mL) and the combine organic extracts were dried over MgSO₄, filtered and concentrated *in vacuo* to give a viscous dark brown-black oil (80.20g). The crude product was purified by dry column chromatography (gradient elution: heptane, 5-10% DCM:heptane) followed by recrystallization from methanol to give the product (8) as a colourless crystalline solid (52.60g, 89%). ¹H NMR (500MHz, CDCl₃) 7.25-6.82 (14H, m), 3.81 (3H, s, OCH₃).

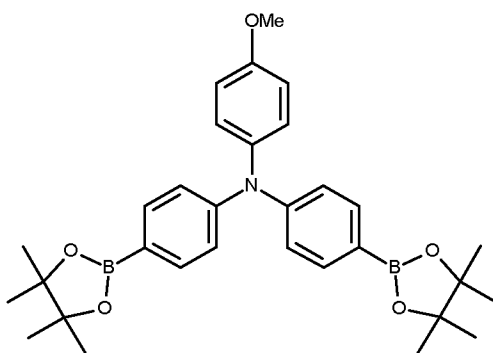
Compound (9): Preparation of N,N-bis(4-bromophenyl)-4-methoxyphenylamine

44



A solution of *N,N*-diphenyl-4-methoxyphenylamine (8) (40.00, 146mmol, 1eq) in DMF (240mL) was cooled to -60 deg C. A solution of *N*-bromosuccinimide (51.71g, 291mmol, 2eq) in DMF (260mL) was added over 30 minutes, then the mixture was
 5 allowed to warm to room temperature. After 2 hours the reaction mixture was poured into water (2.4L). The mixture was extracted with heptane (4x800mL), the organic extracts were dried over MgSO_4 , filtered and concentrated *in vacuo* to give a brown oil (65.12). The product was purified by dry column chromatography (eluent: heptane) to give the product as a colourless solid (52.36g, 52%). ^1H NMR (500MHz, CDCl_3) 7.30 (4H, d, $J = 8.7\text{Hz}$), 7.02 (2H, d, $J = 8.7\text{Hz}$), 6.8 (4H, d, $J = 8.7\text{Hz}$), 6.84
 10 (2H, d, $J = 8.7\text{Hz}$), 3.80 (3H, s, OCH_3).

Compound (10): Preparation of *N,N*-bis[4-(4,4,5,5-tetramethyl-1,3,2-dioxaborolan-2-yl)phenyl]-4-phenylamine

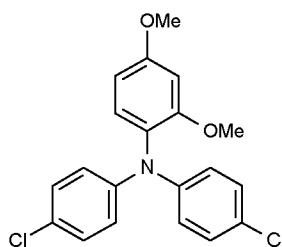


15

A stirred solution of *N,N*-bis(4-bromophenyl)-4-methoxyphenylamine (9) (15.00g, 34.6mmol, 1eq) in THF (Sigma-Aldrich 401757, 60mL) under nitrogen was cooled to -65 deg C. *n*-Butyllithium (Acros 213358000, 2.5M solution in hexanes, 33.2mL, 2.4eq) was added dropwise and the reaction mixture was then stirred for 1h. 2-
 20 Isopropoxy-4,4,5,5-tetramethyl-1,3,2-dioxaborolane (Sigma-Aldrich 417149, 16.75g, 90.0mmol, 2.6eq) was added dropwise. The reaction mixture was then allowed to

warm to room temperature overnight. Water (90mL) was added and the mixture stirred for 20 minutes. The mixture was then extracted with dichloromethane (5x90mL). The combined organic extracts were dried over MgSO_4 , filtered and concentrated *in vacuo* to give a yellow foam (16.01g). The product was then purified by dry column chromatography (gradient elution 5%-15% EtOAc:heptane) to give the product as colourless solid (7.31g, 13.9mmol, 40%). ^1H NMR (500MHz, CDCl_3) 7.66 (4H, d, $J=6.8\text{Hz}$), 7.06 (2H, d, $J=8.9\text{Hz}$), 7.02 (4H, d, $J=6.8\text{Hz}$), 3.81 (3H, s, OCH_3), 1.33 (24H, s).

Compound (11): Preparation of bis(N-4-chlorophenyl)-2,4-dimethoxyphenylamine

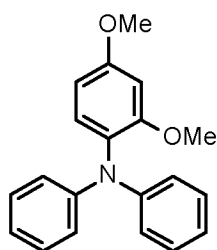


10

A mixture of 2,4-dimethoxyaniline (TCI Europe D1982, 60.00g, 391mmol), 1-chloro-4-iodobenzene (233.51g, 979mmol), anhydrous potassium carbonate (194.89g, 1410mmol), copper powder (71.48g, 1.12mmol), 18-crown-6 ether (25.88g, 97.9mmol) and anhydrous *o*-DCB (100mL) were charged to a 700 mL flange flask, fitted with a Dean-Stark trap, thermometer, overhead stirrer and water condenser, and flushed with nitrogen for 10 minutes. The mixture was heated to between 170 deg C. After 3 hr the mixture was allowed to cool to room temperature, DCM (500mL) was added and the mixture filtered through a GF/A filter paper. The cake washed with DCM (200mL). The combined filtrates were washed with water (250mL x 2) and the combined aqueous layers back-extracted with DCM (200 mL x 2). The organic layers were combined, dried over MgSO_4 (30 minutes) and filtered. The filter cake was washed with further DCM (150 mL x 2) and the combined filtrates concentrated *in vacuo* to give a brown semi-solid (181.11g). The crude product was dry loaded onto silica gel and purified by dry flash column chromatography (gradient elution: heptanes-15% DCM:heptane) to give a colourless solid (72.95g). The product was recrystallised from heptane to give a colourless crystalline solid (11) (62.89g, 43%). ^1H NMR (500MHz) 7.13 (2H, d, $J=8.8\text{ Hz}$), 7.06 (2H, d, $J=9.0\text{Hz}$), 6.89 (2H, d, $J=8.8\text{Hz}$), 6.54 (1H, d, $J=2.5\text{Hz}$), 6.49 (2H, m), 3.83 (3H, s), 3.65 (3H, s)

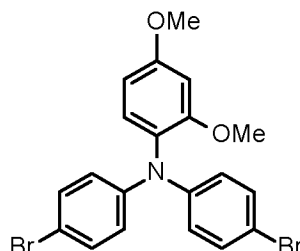
Compound (12): Preparation of N,N-diphenyl-2,4-dimethoxyphenylamine

46



A solution of *N,N*-bis(4-chlorophenyl)-2,4-dimethoxyphenylamine (10.0g, 26.7mmol, 1eq) in toluene (100mL) was stirred at room temperature under N₂. Ammonium formate (Sigma-Aldrich 156264, 20g, 317mmol) and 10% Pd on activated charcoal (Sigma-Aldrich 75993, 50% water content, 5.0g) was added and the mixture heated to 65 deg C overnight. A further portion of ammonium formate (30g, 476mmol) and 10%Pd on C (5g) were added and the mixture stirred at 65 deg C for 2h. The reaction mixture was allowed to cool and then filtered (Whatman GF/F filter) under suction using a Buchner funnel. The filtrate was then washed with water. The organic layer was then dried over MgSO₄, filtered and concentrated to give the product (12) as colourless solid (8.16g, 100%). ¹H NMR (500MHz, CDCl₃) 7.20-6.90 (10H, m), 6.55-6.48 (3H,m), 3.83 (3H, s), 3.65 (3H, s).

Compound (13): Preparation of *N,N*-bis(4-bromophenyl)-2,4-dimethoxyphenylamine

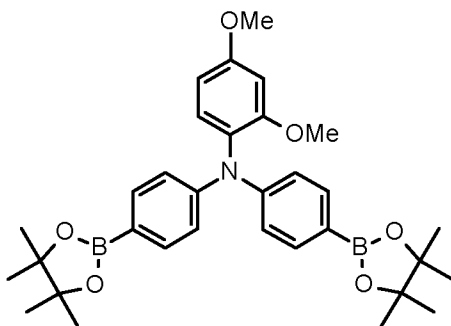


15

A solution of *N,N*-diphenyl-2,4-dimethoxyphenylamine(12) (8.00g, 26.2mmol, 1eq) in DMF (Sigma-Aldrich 227056, 140mL) was stirred at -60 deg C under N₂. A solution of N-bromosuccinimide (Sigma-Aldrich B81255, 9.50g, 53.4mmol, 2eq) was added dropwise. The mixture was then allowed to warm to room temperature. After 2h the reaction mixture was then poured into a stirred mixture of water (1L) and heptane (500mL). The organic layer was separated and the aqueous extracted with heptane (3x500mL) The heptane extracts were washed with water (500mL), dried over MgSO₄, filtered and concentrated *in vacuo* to give a red-orange solid (9.40g). The product was purified by dry column chromatography (gradient elution: heptane; 5%-20% DCM:heptane) to give the product as a colourless solid (9.28g, 76%). ¹H NMR

(300MHz, CDCl₃) 7.28 (4H, d, J=6.0Hz), 7.06-7.04 (1H, m), 6.86 (4H, d, J=6.0Hz), 6.55-6.48 (2H, m), 3.85 (3H,s), 3.66 (3H, s).

Compound (14): Preparation of *N,N*-bis[4-(4,4,5,5-tetramethyl-1,3,2-dioxaborolan-2-yl)phenyl]-2,4-dimethoxyphenylamine



5

A solution of *N,N*-bis(4-bromophenyl)-2,4-dimethoxyphenylamine(13) (6.00g, 13.0mmol, 1eq) in THF (Sigma-Aldrich 401757, 30mL) under N₂ was cooled to -70 deg C. *n*-Butyllithium (Acros 213358000, 2.5M in hexanes, 14.1mL, 35.3mmol, 2.7eq) was added dropwise and the mixture stirred for 1h. 2-Isopropoxy-4,4,5,5-tetramethyl-1,3,2-dioxaborolane (Sigma-Aldrich 417149, 6.80g, 36.5mmol, 2.8eq) was added dropwise. The reaction mixture was then allowed to warm to room temperature with stirring overnight. Water (40mL) was then added, the organic layer was separated and the aqueous layer extracted with DCM (5x40mL). The combined organic extracts were dried over MgSO₄, filtered and concentrated *in vacuo* to give a yellow oil (7.30g). The product was purified by dry column chromatography (gradient elution: heptane; 5%-15% EtOAc:heptane) to give the product (14) as a colourless solid (2.81g, 5.0mmol, 39%). ¹H NMR (300MHz, CDCl₃) 7.63 (4H, d, J=8.6Hz), 7.07-7.04 (1H, m), 6.97 (4H, d, J=8.6Hz), 6.54-6.46 (2H, m), 3.82 (3H,s), 3.60 (3H, s).

15

PAHC Copolymer (1): Preparation of TIPS pentacene-2,4-dimethyltriarylamine copolymer

20

A mixture of 2,9-dibromo-6,13-bis(triisopropylsilylacetylene)pentacenedione/2,10-dibromo-6,13-bis(triisopropylsilylacetylene)pentacene(4) (0.39g, 0.49mmol, 0.5eq), *N,N*-bis(4-bromophenyl)-2,4-dimethylphenylamine(6) (0.21g, 0.49mmol, 0.5eq) *N,N*-bis[4-(4,4,5,5-tetramethyl-1,3,2-dioxaborolan-2-yl)phenyl]-2,4-dimethylphenylamine(7) (0.52g, 0.98mmol, 1eq) tetrakis(triphenylphosphine)palladium (0) (Acros 12065360, 0.034g, 0.03mmol, 0.03eq), 2M K₂CO₃ (2.9mL, 5.88mmol, 6eq) and Aliquat® 336 (Sigma-Aldrich 205613, 6 drops) in toluene (42mL) was degassed by passing a stream of nitrogen

25

through the solution for 30 minutes. The mixture was then heated to reflux. After 1 hour HPLC confirmed the presence of oligomers. The reaction mixture was allowed to cool to 50 deg C. The reaction mixture was poured into MeOH (135mL) with stirring. After 30 minutes the precipitated solid was collected by filtration under suction using a Buchner funnel to give a brown powder (1.20g). The solid was purified by flash column chromatography (eluent: toluene). The fractions containing the product were concentrated *in vacuo* to give a dark purple solid (0.45g). The solid was slurried in methanol (5mL) and the solid collected by filtration under suction using a Buchner funnel. The solid was then dried in a vacuum oven to give the product as a dark purple solid (0.32g)(75% 2,4-dimethyltriarylamine:25% TIPS pentacene) which was characterised as follows: GPC Mn=5033 Daltons, N_{av} =14.

Permittivity of the TIPS pentacene-2,4-dimethyltriarylamine copolymer (1) was 2.96.

(As a comparison, the permittivity of commercially available 2,4-dimethylpolytriarylamine (High Force Research Ltd Code for the 2,4-dimethyl polytriarylamine polymer, PE3) purchased from High Force Research Ltd was measured, in our permittivity tests the binder PE3 had a permittivity of 2.98).

Formulation 1

TIPS pentacene-2,4-dimethyltriarylamine copolymer, PAHC (1) and polyacene 1, (1,4,8,11-tetramethyl-6,13-bis(triethylsilylethynyl) pentacene) (70:30 ratio by weight) were dissolved in 1,2,3,4-tetrahydronaphthalene at 1.7 wt.% total solids. This was coated as an organic semiconductor layer in an OTFT according to the method described above. The formulation was spin coated (500rpm for 5s, then 1500rpm for 60s) onto patterned Au source/drain electrodes (50nm thick Au treated with a 10mM solution of pentafluorobenzene thiol in isopropyl alcohol). The fluoropolymer dielectric Cytop (Asahi Chemical Co.) was spin coated on top (500rpm for 5s then 1500rpm for 20s). Finally an Au gate electrode was deposited by shadow mask evaporation.

Mobility in the OTFT was $1.1 \text{ cm}^2\text{V}^{-1}\text{s}^{-1}$ at channel length $L=4\mu\text{m}$, (linear mobility).

Mobility in the TFT was $2.2\text{cm}^2\text{V}^{-1}\text{s}^{-1}$ at channel length $L=30\mu\text{m}$, (linear mobility).

PAHC Copolymer (2): Preparation of TIPS pentacene-4-methoxytriarylamine copolymer

A mixture of 2,9-dibromo-6,13-bis(triisopropylsilylacetylene)pentacenedione/2,10-dibromo-6,13-bis(triisopropylsilylacetylene)pentacene(4) (0.39g, 0.49mmol, 0.5eq),

N,N-bis(4-bromophenyl)-4-methoxyphenylamine(9) (0.21g, 0.49mmol, 0.5eq) *N,N*-bis[4-(4,4,5,5-tetramethyl-1,3,2-dioxaborolan-2-yl)phenyl]-4-methoxyphenylamine(10) (0.52g, 0.98mmol, 1eq) tetrakis(triphenylphosphine)palladium (0) (Acros 12065360, 0.034g, 0.03mmol, 0.03eq), 2M K₂CO₃ (2.9mL, 5.88mmol, 6eq) and Aliquat® 336 (6 drops) in toluene (42mL) was degassed by passing a stream of nitrogen through the solution for 30 minutes. The mixture was then heated to reflux. After 30 minutes HPLC confirmed the presence of oligomers. The reaction mixture was allowed to cool to 50 deg C. The reaction mixture was poured into MeOH (135mL) with stirring. After 30 minutes the precipitated solid was collected by filtration under suction using a Buchner funnel to give a brown powder (0.67g). The solid was purified by flash column chromatography (eluent: THF). The fractions containing the product were concentrated *in vacuo* to give a dark purple solid (0.67g). The solid was dissolved in THF (10mL) and poured into methanol (30mL). The precipitated solid was collected by filtration under suction using a Buchner funnel. The solid obtained was then dried in a vacuum oven to give the product as a dark green powder (0.59g)(75% 4-methoxytriarylamine: 25% TIPS pentacene) which was characterised as follows: GPC Mn=4680 Daltons, N_{av}=13.

Permittivity of the TIPS pentacene-4-methoxytriarylamine copolymer (2) was 3.26.

20

Formulation 2

TIPS pentacene-2,4-dimethoxytriarylamine copolymer, PAHC (2) and polyacene 1, (1,4,8,11-tetramethyl-6,13-bis(triethylsilylethynyl) pentacene) (70:30 ratio by weight) were dissolved in 1,2,3,4-tetrahydronaphthalene at 1.7 wt.% total solids. This was coated as an organic semiconductor layer in an OTFT according to the method described above. The formulation was spin coated (500rpm for 5s, then 1500rpm for 60s) onto patterned Au source/drain electrodes (50nm thick Au treated with a 10mM solution of pentafluorobenzene thiol in isopropyl alcohol). The fluoropolymer dielectric Cytop (Asahi Chemical Co.) was spin coated on top (500rpm for 5s then 1500rpm for 20s). Finally an Au gate electrode was deposited by shadow mask evaporation.

Mobility in the OTFT was 0.98 cm²V⁻¹s⁻¹ at channel length L=30μm, (linear mobility).

PAHC Copolymer (3): Preparation of TIPS pentacene-2,4-dimethoxytriarylamine copolymer

A mixture of 2,9-dibromo-6,13-bis(triisopropylsilylacetylene)pentacenedione/2,10-dibromo-6,13-bis(triisopropylsilylacetylene)pentacene(4) (0.43g, 0.54mmol, 0.5eq), *N,N*-bis(4-bromophenyl)-2,4-dimethoxyphenylamine(13) (0.25g, 0.54mmol, 0.5eq) *N,N*-bis[4-(4,4,5,5-tetramethyl-1,3,2-dioxaborolan-2-yl)phenyl]-2,4-

5 dimethoxyphenylamine(14) (0.60g, 1.08mmol, 1eq) tetrakis(triphenylphosphine)palladium (0) (Acros 12065360, 0.037g, 0.03mmol, 0.03eq), 2M K₂CO₃ (3.2mL, 6.48mmol, 6eq) and Aliquat® 336 (7 drops) in toluene (50mL) was degassed by passing a stream of nitrogen through the solution for 30 minutes. The mixture was then heated to reflux. After 30 minutes HPLC confirmed

10 the presence of oligomers. The reaction mixture was allowed to cool to 50 deg C. The reaction mixture was poured into MeOH (150mL) with stirring. After 30 minutes the precipitated solid was collected by filtration under suction using a Buchner funnel to give a brown powder (0.87g). The solid was purified by flash column chromatography (eluent: THF). The fractions containing the product were

15 concentrated *in vacuo* to give a dark purple solid (0.73g). The solid was purified again by flash column chromatography (eluent: THF). The fractions containing the product were concentrated *in vacuo* to give a dark purple solid (0.47g). The solid was dissolved in THF (10mL) and poured into methanol (30mL). The precipitated solid was collected by filtration under suction using a Buchner funnel. The solid obtained

20 was then dried in a vacuum oven to give the product as a dark green powder (0.45g) (75% 2,4-dimethoxytriarylamine:25% TIPS pentacene) which was characterised as follows: GPC Mn=5079 Daltons, N_{av}=13.

Permittivity of the TIPS pentacene-4-methoxytriarylamine copolymer (3) was 3.10.

Formulation 3

25 TIPS pentacene-2,4-dimethoxytriarylamine copolymer, PAHC (3) and polyacene 1, (1,4,8,11-tetramethyl-6,13-bis(triethylsilylethynyl) pentacene) (70:30 ratio by weight) were dissolved in 1,2,3,4-tetrahydronaphthalene at 1.7 wt.% total solids. This was coated as an organic semiconductor layer in an OTFT according to the method described above. The formulation was spin coated (500rpm for 5s, then 1500rpm for

30 60s) onto patterned Au source/drain electrodes (50nm thick Au treated with a 10mM solution of pentafluorobenzene thiol in isopropyl alcohol). The fluoropolymer dielectric Cytop (Asahi Chemical Co.) was spin coated on top (500rpm for 5s then 1500rpm for 20s). Finally an Au gate electrode was deposited by shadow mask evaporation.

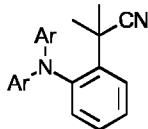
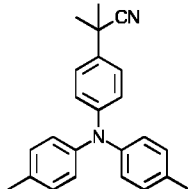
35 Mobility was 0.7 cm²V⁻¹s⁻¹ (linear mobility, at channel length 10=μm).

Mobility in the OTFT was $1.4 \text{ cm}^2\text{V}^{-1}\text{s}^{-1}$ at channel length $30=\mu\text{m}$, (linear mobility).

Particularly preferred PAHCs according to the present invention are shown in the following table:

| Preferred PAHCs | |
|---|--------------------------------------|
| Monomer A | Monomer B |
| | |
| Case 1 $R^6 = R^{13} = \text{trimethylsilyl ethynyl};$ $R^1, R^2, R^3, R^4, R^5, R^7, R^8, R^9, R^{10}, R^{11}, R^{12}, \text{ and } R^{14}$ $= \text{H}; \text{ and}$ $R^3 \text{ and, } R^9 \text{ are bonds to another unit of Monomer}$ $(\text{A}) \text{ or } (\text{B})$ | $R^a, R^b, R^c, R^d, R^e = \text{H}$ |
| Case 2 $R^6 = R^{13} = \text{triisopropylsilylethynyl}$ | |
| Case 3 $R^6 = R^{13} = \text{---}\equiv\text{---Si---}$ | |
| Case 4 $R^6 = R^{13} = \text{triisopropylsilylethynyl}; \text{ and}$ $R^1, R^4, R^8, R^{11} = \text{C}_1 \text{ to C}_4 \text{ alkyl (e.g. methyl)}$ | |
| Case 5 $R^6 = R^{13} = \text{triisopropylsilylethynyl}; \text{ and}$ $R^1, R^4, R^8, R^{11} = \text{C}_1 \text{ to C}_4 \text{ alkoxy (e.g. methoxy)}$ | |
| Case 6 $R^6 = R^{13} = \text{triethylsilylethynyl}$ | |
| Case 7 $R^6 = R^{13} =$ $\text{where } Z = \text{C}_1\text{-C}_5 \text{ alkyl/branched alkyl (e.g. methyl}$ or isopropyl) | |
| Case 1 | $R^b, R^d, R^e = \text{H}$ |
| Case 2 | |

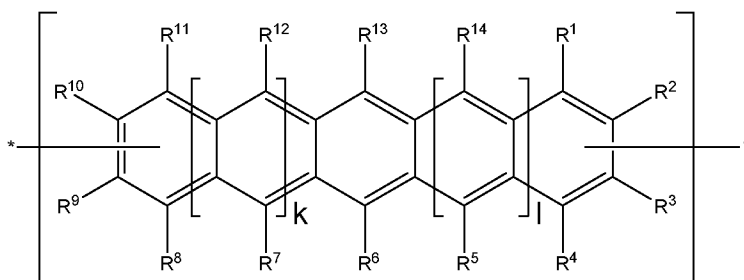
| | |
|--------|--|
| Case 3 | R^a and $R^c = C_1$ to C_4 alkyl |
| Case 4 | |
| Case 5 | |
| Case 6 | |
| Case 7 | |
| Case 1 | $R^b, R^c, R^d, R^e = H$ $R^a = C_1$ to C_6 alkoxy (i) $R^a =$ methoxy (ii) $R^a =$ ethoxy |
| Case 2 | |
| Case 3 | |
| Case 4 | |
| Case 5 | |
| Case 6 | |
| Case 7 | |
| Case 1 | $R^a, R^b, R^d, R^e = H$ $R^c = C_1$ to C_6 alkoxy (i) $R^c =$ methoxy (ii) $R^c =$ ethoxy |
| Case 2 | |
| Case 3 | |
| Case 4 | |
| Case 5 | |
| Case 6 | |
| Case 7 | |
| Case 1 | $R^a, R^b, R^c, R^d = H$ $R^e = C_1$ to C_6 alkoxy (i) $R^e =$ methoxy (ii) $R^e =$ ethoxy |
| Case 2 | |
| Case 3 | |
| Case 4 | |
| Case 5 | |
| Case 6 | |
| Case 7 | |
| Case 1 | $R^b, R^d, R^e = H$ $R^a = R^c = C_1$ to C_6 alkoxy (i) $R^a = R^c =$ methoxy (ii) $R^a = R^c =$ ethoxy |
| Case 2 | |
| Case 3 | |
| Case 4 | |
| Case 5 | |
| Case 6 | |
| Case 7 | |
| Case 1 | $R^b, R^d = H$ $R^a, R^c, R^e = C_1$ to C_6 alkoxy (i) $R^a, R^c, R^e =$ methoxy (ii) $R^a, R^c, R^e =$ ethoxy |
| Case 2 | |
| Case 3 | |
| Case 4 | |
| Case 5 | |
| Case 6 | |
| Case 7 | |
| Case 1 | $R^b, R^d = H$ $R^b, R^c, R^d = C_1$ to C_6 alkoxy (i) $R^b, R^c, R^d =$ methoxy (ii) $R^b, R^c, R^d =$ ethoxy |
| Case 2 | |
| Case 3 | |
| Case 4 | |
| Case 5 | |
| Case 6 | |
| Case 7 | |
| Case 1 | $R^b, R^c, R^d, R^e = H$ $R^a =$ Cyano (CN) |
| Case 2 | |
| Case 3 | |

| | |
|--------|---|
| Case 4 | |
| Case 5 | |
| Case 6 | |
| Case 7 | |
| Case 1 | |
| Case 2 | |
| Case 3 | |
| Case 4 | $R^b, R^c, R^d, R^e = H$ $R^a = \text{Isopropylcyano group}$ Monomer B:  |
| Case 5 | |
| Case 6 | |
| Case 7 | |
| Case 1 | |
| Case 2 | |
| Case 3 | |
| Case 4 | $R^a, R^b, R^d, R^e = H$ $R^c = \text{Isopropylcyano group}$ Monomer B:  |
| Case 5 | |
| Case 6 | |
| Case 7 | |
| Case 1 | |
| Case 2 | |
| Case 3 | |

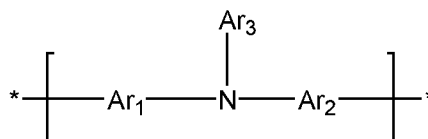
The organic semiconductors compounds specified in the table are particularly preferred as they combine the beneficial properties of high charge transport mobility (of the binders) with a polarity that is more compatible with benign, non-chlorinated solvents that will be desirable for use in large area printing. In addition, as these compounds are more polar once deposited as the OSC layer, or alternatively as a component in the OSC layer, they are expected to be resistant to being re-dissolved by the hydrophobic solvents used for the organic gate insulators (OGI) such as Cytop. Furthermore, it is expected that the polar binders are useful for both top gate and bottom gate OTFTs, particularly for bottom gate OTFTs.

CLAIMS

1. A Polycyclic Aromatic Hydrocarbon Copolymer (PAHC) comprising a mixture of at least one polyacene monomer unit having the Formula (A) and at least one monomer unit having the Formula (B):



Formula (A)



Formula (B)

- 10 wherein each of R¹, R², R³, R⁴, R⁵, R⁶, R⁷, R⁸, R⁹, R¹⁰, R¹¹, R¹², R¹³ and R¹⁴, which may be the same or different, independently represents hydrogen; a branched or unbranched, substituted or unsubstituted C₁-C₄₀ alkyl group; a branched or unbranched, substituted or unsubstituted C₂-C₄₀ alkenyl group; a branched or unbranched, substituted or unsubstituted C₂-C₄₀ alkynyl group; an optionally substituted C₃-C₄₀ cycloalkyl group; an optionally substituted C₆-C₄₀ aryl group; an optionally substituted C₁-C₄₀ heterocyclic group; an optionally substituted C₁-C₄₀ heteroaryl group; an optionally substituted C₁-C₄₀ alkoxy group; an optionally substituted C₆-C₄₀ aryloxy group; an optionally substituted C₇-C₄₀ alkylaryloxy group; an optionally substituted C₂-C₄₀ alkoxycarbonyl group; an optionally substituted C₇-C₄₀ aryloxycarbonyl group; a cyano group (-CN); a carbamoyl group (-C(=O)NR¹⁵R¹⁶); a carbonyl group (-C(=O)-R¹⁷); a carboxyl group (-CO₂R¹⁸); a cyanate group (-OCN); an isocyano group (-NC); an isocyanate group (-NCO); a thiocyanate group (-SCN) or a thioisocyanate group (-NCS); an optionally substituted amino group; a hydroxy group; a nitro group; a CF₃ group; a halo group (Cl, Br, F, I); -SR¹⁹; -SO₃H; -SO₂R²⁰; -SF₅; an optionally substituted silyl group; a C₂-C₁₀ alkynyl group substituted with a -SiH₂R²² group, a C₂-C₁₀ alkynyl substituted with

a $-\text{SiHR}^{22}\text{R}^{23}$ group, or a $\text{C}_2\text{-C}_{10}$ alkynyl moiety substituted with a $-\text{Si}(\text{R}^{22})_x(\text{R}^{23})_y(\text{R}^{24})_z$ group;

wherein each R^{22} group is independently selected from the group consisting of a branched or unbranched, substituted or unsubstituted $\text{C}_1\text{-C}_{10}$ alkyl group, a
 5 branched or unbranched, substituted or unsubstituted $\text{C}_2\text{-C}_{10}$ alkynyl group, a substituted or unsubstituted $\text{C}_2\text{-C}_{20}$ cycloalkyl group, a substituted or unsubstituted $\text{C}_2\text{-C}_{10}$ alkenyl group, and a substituted or unsubstituted $\text{C}_6\text{-C}_{20}$ cycloalkylalkylene group;

each R^{23} group is independently selected from the group consisting of a branched or
 10 unbranched, substituted or unsubstituted $\text{C}_1\text{-C}_{10}$ alkyl group, a branched or unbranched, substituted or unsubstituted $\text{C}_2\text{-C}_{10}$ alkynyl group, a substituted or unsubstituted $\text{C}_2\text{-C}_{10}$ alkenyl group, a substituted or unsubstituted $\text{C}_2\text{-C}_{20}$ cycloalkyl group, and a substituted or unsubstituted $\text{C}_6\text{-C}_{20}$ cycloalkylalkylene group;

R^{24} is independently selected from the group consisting of hydrogen, a branched or
 15 unbranched, substituted or unsubstituted $\text{C}_2\text{-C}_{10}$ alkynyl group, a substituted or unsubstituted $\text{C}_2\text{-C}_{20}$ cycloalkyl group, a substituted or unsubstituted $\text{C}_6\text{-C}_{20}$ cycloalkylalkylene group, a substituted $\text{C}_5\text{-C}_{20}$ aryl group, a substituted or unsubstituted $\text{C}_6\text{-C}_{20}$ arylalkylene group, an acetyl group, a substituted or unsubstituted $\text{C}_3\text{-C}_{20}$ heterocyclic ring comprising at least one of O, N, S and Se in
 20 the ring;

wherein $x = 1$ or 2 ; $y = 1$ or 2 ; $z = 0$ or 1 ; and $(x+y+z) = 3$;

wherein each of R^{15} , R^{16} , R^{18} , R^{19} and R^{20} independently represent H or optionally substituted $\text{C}_1\text{-C}_{40}$ carbyl or hydrocarbyl group optionally comprising one or more heteroatoms;

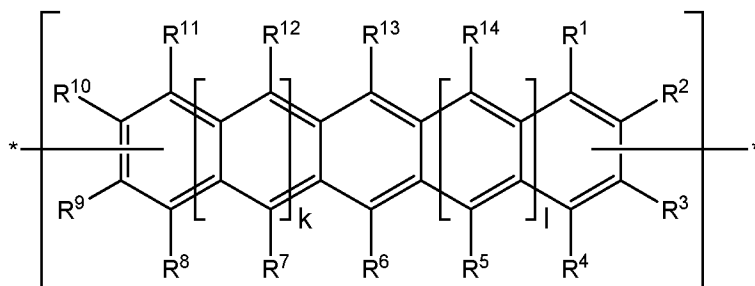
25 wherein R^{17} represents a halogen atom, H or optionally substituted $\text{C}_1\text{-C}_{40}$ carbyl or $\text{C}_1\text{-C}_{40}$ hydrocarbyl group optionally comprising one or more heteroatoms;

wherein k and l are independently 0, 1 or 2;

wherein at least two of R^1 , R^2 , R^3 , R^4 , R^8 , R^9 , R^{10} and R^{11} are a bond, represented by ---^* , to another monomer unit having the Formula (A) or (B), and

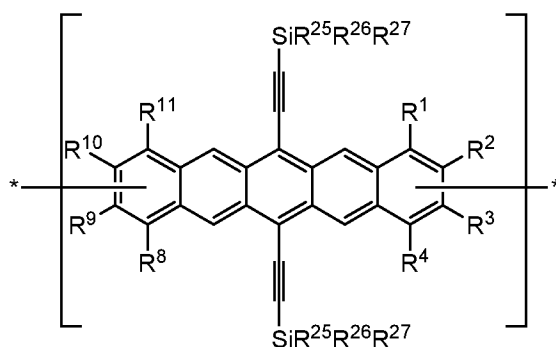
30 wherein Ar_1 , Ar_2 and Ar_3 , which may be the same or different, each represent, independently if in different repeat units, an optionally substituted C_{6-40} aromatic group (mononuclear or polynuclear), wherein preferably at least one of Ar_1 , Ar_2 and Ar_3 is substituted with at least one polar or more polarising group.

2. A PAHC according to claim 1, comprising at least 20 to 40% of monomer (A) and at least 60 to 80% of monomer (B), based on the total of all monomer units (A) and (B) in the copolymer.
3. A PAHC according to claim 1 or claim 2, wherein $k = l = 0$ or 1 .
4. A PAHC according to claim 3, wherein $k = 1$ and $l = 1$.
5. A PAHC according to any preceding claim, wherein the copolymers have a number average molecular weight (M_n) of between 400 and 100,000.
6. A PAHC according to any preceding claim, wherein the copolymers are semiconducting copolymers having a permittivity at 1000 Hz of greater than 1.5, preferably between 3.4 and 8.
7. A PAHC according to claim 6, wherein the copolymers are semiconducting copolymers having a permittivity at 1000 Hz of between 3.4 and 8.0.
8. A PAHC according to any preceding claim, wherein at least one, preferably 2 of groups R^1 , R^2 , R^3 , R^4 , R^5 , R^6 , R^7 , R^8 , R^9 , R^{10} , R^{11} , R^{12} , R^{13} and R^{14} are (tri- C_{1-20} hydrocarbysilyl) C_{1-4} alkynyl- groups, preferably (trihydrocarbysilyl)ethynyl- groups.
9. A PAHC according to any preceding claim, wherein R^5 , R^7 , R^{12} and R^{14} are hydrogen.
10. A PAHC according to any preceding claim, wherein $-Si(R^{22})_x(R^{23})_y(R^{24})_z$ is selected from the group consisting of trimethylsilyl, triethylsilyl, tripropylsilyl, dimethylethylsilyl, diethylmethylsilyl, dimethylpropylsilyl, dimethylisopropylsilyl, dipropylmethylsilyl, diisopropylmethylsilyl, dipropylethylsilyl, diisopropylethylsilyl, diethylisopropylsilyl, triisopropylsilyl, trimethoxysilyl, triethoxysilyl, triphenylsilyl, diphenylisopropylsilyl, diisopropylphenylsilyl, diphenylethylsilyl, diethylphenylsilyl, diphenylmethylsilyl, triphenoxysilyl, dimethylmethoxysilyl, dimethylphenoxysilyl, and methylmethoxyphenyl.
11. A PAHC according to any preceding claim, having the Formula (A1) or (A2)



57

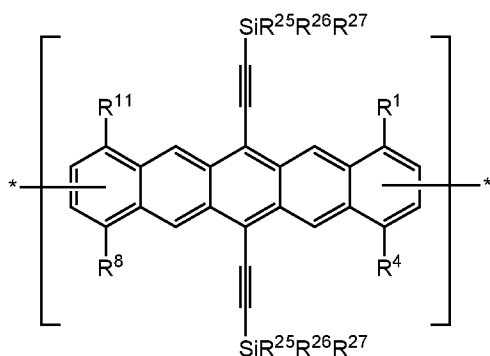
Formula (A1)



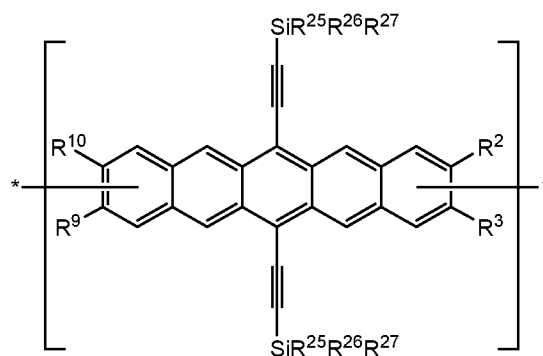
Formula (A2)

- wherein R²⁵, R²⁶ and R²⁷ are independently selected from the group consisting of C₁-C₆ alkyl and C₂-C₆ alkenyl, preferably independently selected from the group consisting of methyl, ethyl, propyl, isopropyl, n-butyl, isobutyl, t-butyl, 1-propenyl and 2-propenyl, more preferably ethyl, n-propyl and isopropyl.

12. A PAHC according to any preceding claim, wherein the polyacene monomer units have the Formulae (A3) and (A4):



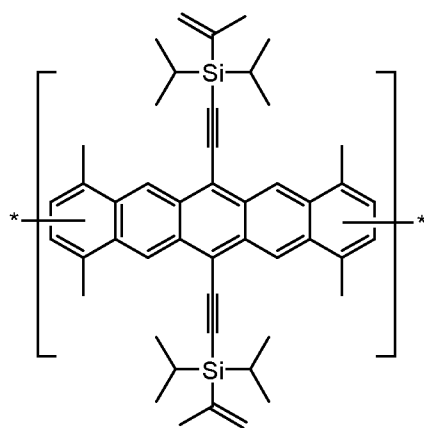
Formula (A3)



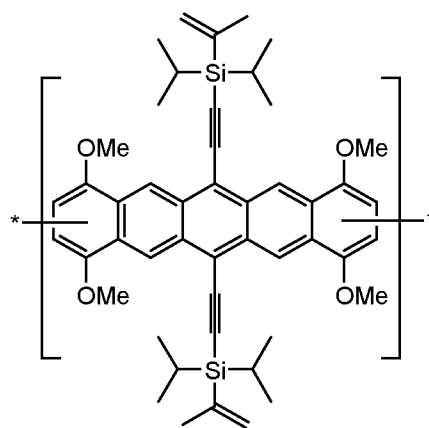
Formula (A4)

wherein R²⁵, R²⁶ and R²⁷ are independently selected from the group consisting of methyl, ethyl and isopropyl.

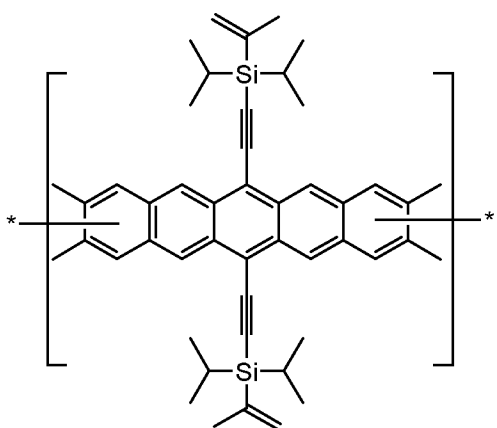
13. A PAHC according to any preceding claim, wherein the polyacene monomer unit is selected from the following units (A5) to (A8):



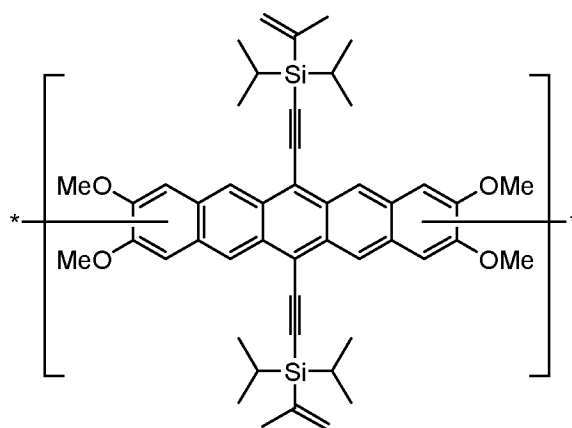
(A5)



(A6)



(A7)

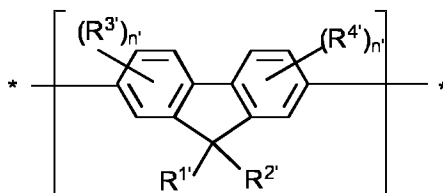


(A8)

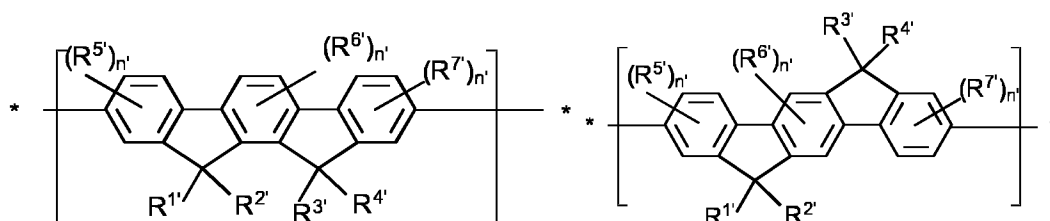
- 5 14. A PAHC according to any preceding claim, wherein monomer unit (B) having the, Ar₁, Ar₂ and Ar₃, which may be the same or different, each representing, independently if in different repeat units, an optionally substituted C₆₋₂₀ aromatic group (mononuclear or polynuclear), wherein at least one of Ar₁, Ar₂ and Ar₃ is substituted with at least one or more polar or polarising group, and n = 1 to 20.
- 10 15. A PAHC according to claim 14 wherein the one or more polar or polarising group(s) is independently selected from the group consisting of nitro group, nitrile group, C₁₋₄₀ alkyl group substituted with a nitro group, a nitrile group, a cyanate group, an isocyanate group, a thiocyanate group or a thioisocyanate group; C₁₋₄₀ alkoxy group optionally substituted with a nitro group, a nitrile group, a cyanate group, an isocyanate group, a thiocyanate group or a thioisocyanate group; C₁₋₄₀ carboxylic acid group optionally substituted with a nitro group, a nitrile group, a cyanate group, an isocyanate group, a thiocyanate group or a thioisocyanate group; C₂₋₄₀ carboxylic acid ester optionally substituted with a nitro group, a nitrile group, a

- cyanate group, an isocyanate group, a thiocyanate group or a thioisocyanate group; sulfonic acid optionally substituted with a nitro group, a nitrile group, a cyanate group, an isocyanate group, a thiocyanate group or a thioisocyanate group; sulfonic acid ester optionally substituted with a nitro group, a nitrile group, a cyanate group, an isocyanate group, a thiocyanate group or a thioisocyanate group; cyanate group, isocyanate group, thiocyanate group, thioisocyanate group; and an amino group optionally substituted with a nitro group, a nitrile group, a cyanate group, an isocyanate group, a thiocyanate group or a thioisocyanate group; and combinations thereof.
- 10 16. A PAHC according to claim 14 or 15, wherein Ar_1 , Ar_2 and Ar_3 are all phenyl which may be independently substituted with 1 or 2 groups selected from methoxy, cyanomethyl, CN and mixtures thereof, and $n = 1$ to 10.
17. A PAHC according to any preceding claim, further comprising one or more monomers (C), (D), (D') and/or (E):

15

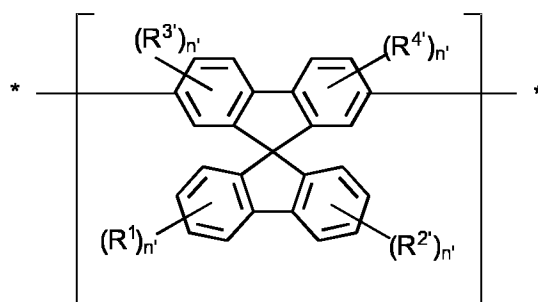


(C)



(D)

(D')



(E)

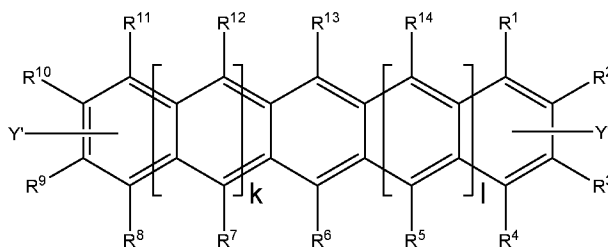
20

wherein each $R^{1'}$, $R^{2'}$, $R^{3'}$, $R^{4'}$, $R^{5'}$, $R^{6'}$ and $R^{7'}$, each of which may be the same or different, is selected from the same group as R^1 , R^2 , R^3 , R^4 , R^5 , R^6 and R^7 , as defined in claim 1;

wherein $n' = 1$ to 3; and

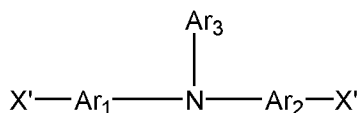
- 5 wherein monomer (A) is present in an amount of at least 20 wt. %; monomer (B) is present in an amount of at least 60 wt. % and the remainder is comprised of monomers (C), (D), (D') and/or (E), based on the total weight of all monomer units in the copolymer.
- 10 18. An organic semiconductor composition comprising a PAHC according to any of claims 1 to 17 and a polyacene small molecule, wherein the PAHC has a permittivity at 1000Hz of between 3.4 and 8.0.
19. An organic semiconductor composition comprising a PAHC according to any of claims 1 to 17 and a polyacene small molecule, wherein the PAHC has a permittivity at 1000Hz of between 3.4 and 4.5.
- 15 20. An organic semiconductor composition comprising a Polycyclic Aromatic Hydrocarbon Copolymer (PAHC) according to any of claims 1 to 17, wherein the composition has a permittivity at 1000 Hz of between 3 and 6.5.
- 20 21. An organic semiconductor composition according to claim 20, comprising an organic binder, wherein the organic binder has a permittivity at 1000 Hz of between 3.4 and 8, preferably between 4 and 6.5.
22. An organic semiconductor composition according to any of claims 18 to 21 having a charge mobility value of at least $0.5 \text{ cm}^2\text{V}^{-1}\text{s}^{-1}$, preferably between 2 and $5.0 \text{ cm}^2\text{V}^{-1}\text{s}^{-1}$.
- 25 23. An organic semiconductor layer, comprising a PAHC or an organic semiconductor composition according to any preceding claim.
24. An electronic device comprising a PAHC, an organic semiconductor composition or a semiconductor layer according to any preceding claim.
25. An electronic device according to claim 24, selected from organic field effect transistors (OFETS), organic light emitting diodes (OLEDs), photodetectors, organic photovoltaic (OPV) cells, sensors, lasers, memory elements and logic circuits.
- 30 26. An ink comprising a PAHC or an organic semiconductor composition according to any of claims 1-22.

27. A process for producing a Polycyclic Aromatic Hydrocarbon Copolymer (PAHC) comprising copolymerising a composition containing at least one polyacene monomer unit selected from the structures (A') and (B'),



5

Structure (A')



Structure (B')

wherein each of R^1 , R^2 , R^3 , R^4 , R^5 , R^6 , R^7 , R^8 , R^9 , R^{10} , R^{11} , R^{12} , R^{13} and R^{14} , which may be the same or different, independently represents hydrogen; a branched or unbranched, substituted or unsubstituted C_1 - C_{40} alkyl group; a branched or unbranched, substituted or unsubstituted C_2 - C_{40} alkenyl group; a branched or unbranched, substituted or unsubstituted C_2 - C_{40} alkynyl group; an optionally substituted C_3 - C_{40} cycloalkyl group; an optionally substituted C_6 - C_{40} aryl group; an optionally substituted C_1 - C_{40} heterocyclic group; an optionally substituted C_1 - C_{40} heteroaryl group; an optionally substituted C_1 - C_{40} alkoxy group; an optionally substituted C_6 - C_{40} aryloxy group; an optionally substituted C_7 - C_{40} alkylaryloxy group; an optionally substituted C_2 - C_{40} alkoxycarbonyl group; an optionally substituted C_7 - C_{40} aryloxy carbonyl group; a cyano group ($-CN$); a carbamoyl group ($-C(=O)NR^{15}R^{16}$); a carbonyl group ($-C(=O)-R^{17}$); a carboxyl group ($-CO_2R^{18}$); a cyanate group ($-OCN$); an isocyano group ($-NC$); an isocyanate group ($-NCO$); a thiocyanate group ($-SCN$) or a thioisocyanate group ($-NCS$); an optionally substituted amino group; a hydroxy group; a nitro group; a CF_3 group; a halo group (Cl, Br, F, I); $-SR^{19}$; $-SO_3H$; $-SO_2R^{20}$; $-SF_5$; an optionally substituted silyl group; a C_2 - C_{10} alkynyl group substituted with a $-SiH_2R^{22}$ group, a C_2 - C_{10} alkynyl substituted with a $-SiHR^{22}R^{23}$ group, or a C_2 - C_{10} alkynyl moiety substituted with a $-Si(R^{22})_x(R^{23})_y(R^{24})_z$ group;

wherein each R^{22} group is independently selected from the group consisting of a branched or unbranched, substituted or unsubstituted C_1 - C_{10} alkyl group, a

branched or unbranched, substituted or unsubstituted C₂-C₁₀ alkynyl group, a substituted or unsubstituted C₂-C₂₀ cycloalkyl group, a substituted or unsubstituted C₂-C₁₀ alkenyl group, and a substituted or unsubstituted C₆-C₂₀ cycloalkylalkylene group;

- 5 each R²³ group is independently selected from the group consisting of a branched or unbranched, substituted or unsubstituted C₁-C₁₀ alkyl group, a branched or unbranched, substituted or unsubstituted C₂-C₁₀ alkynyl group, a substituted or unsubstituted C₂-C₁₀ alkenyl group, a substituted or unsubstituted C₂-C₂₀ cycloalkyl group, and a substituted or unsubstituted C₆-C₂₀ cycloalkylalkylene group;
- 10 R²⁴ is independently selected from the group consisting of hydrogen, a branched or unbranched, substituted or unsubstituted C₂-C₁₀ alkynyl group, a substituted or unsubstituted C₂-C₂₀ cycloalkyl group, a substituted or unsubstituted C₆-C₂₀ cycloalkylalkylene group, a substituted C₅-C₂₀ aryl group, a substituted or unsubstituted C₆-C₂₀ arylalkylene group, an acetyl group, a substituted or
- 15 unsubstituted C₃-C₂₀ heterocyclic ring comprising at least one of O, N, S and Se in the ring;

wherein x= 1 or 2; y=1 or 2; z=0 or 1; and (x+y+z)=3;

- wherein each of R¹⁵, R¹⁶, R¹⁸, R¹⁹ and R²⁰ independently represent H or optionally substituted C₁-C₄₀ carbyl or hydrocarbyl group optionally comprising one or more
- 20 heteroatoms;

wherein R¹⁷ represents a halogen atom, H or optionally substituted C₁-C₄₀ carbyl or C₁-C₄₀ hydrocarbyl group optionally comprising one or more heteroatoms;

wherein k and l are independently 0, 1 or 2;

- wherein Ar₁, Ar₂ and Ar₃, which may be the same or different, each represent,
- 25 independently if in different repeat units, an optionally substituted C₆₋₄₀ aromatic group (mononuclear or polynuclear), wherein preferably at least one of Ar₁, Ar₂ and Ar₃ is substituted with at least one polar or more polarising group;

wherein X' is a halogen atom or a cyclic borate group; and

wherein Y' is a halogen atom.

- 30 28. A process for producing a Polycyclic Aromatic Hydrocarbon Copolymer (PAHC) according to claim 27, further comprising any of the features as defined in claims 2 to 17.

29. A Polycyclic Aromatic Hydrocarbon Copolymer (PAHC) obtainable according to a process of claim 27 or 28.

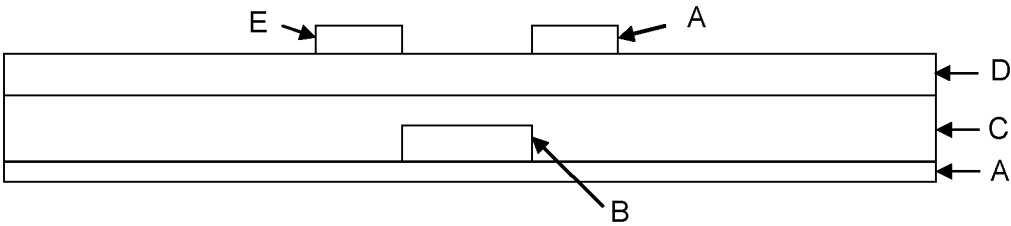


Figure 1

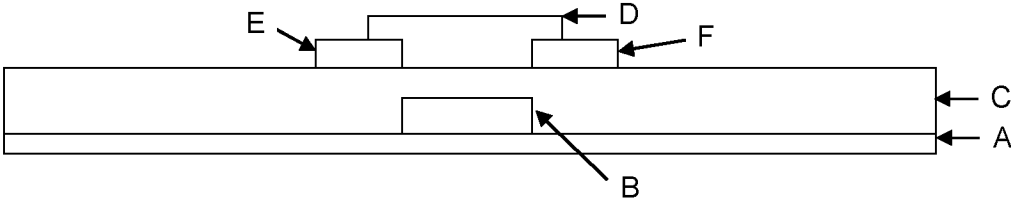


Figure 2

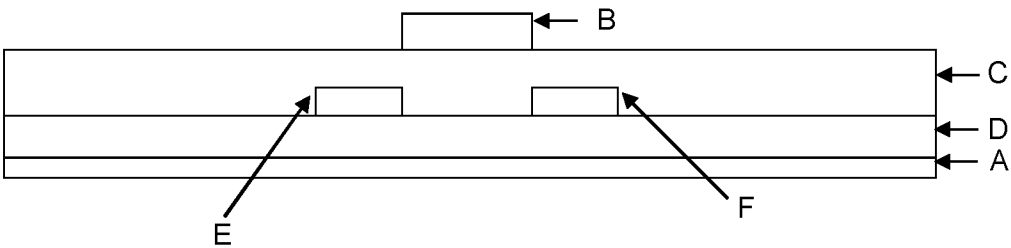


Figure 3

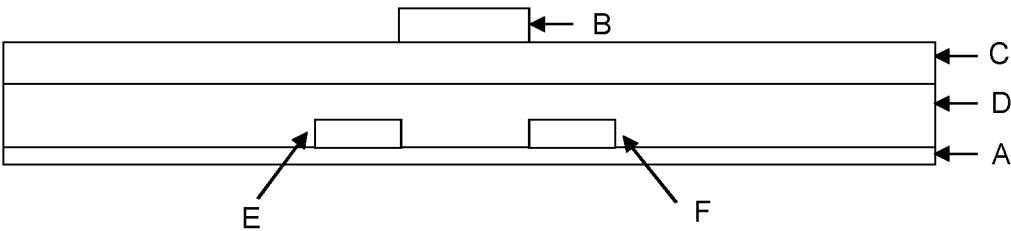


Figure 4

2/4

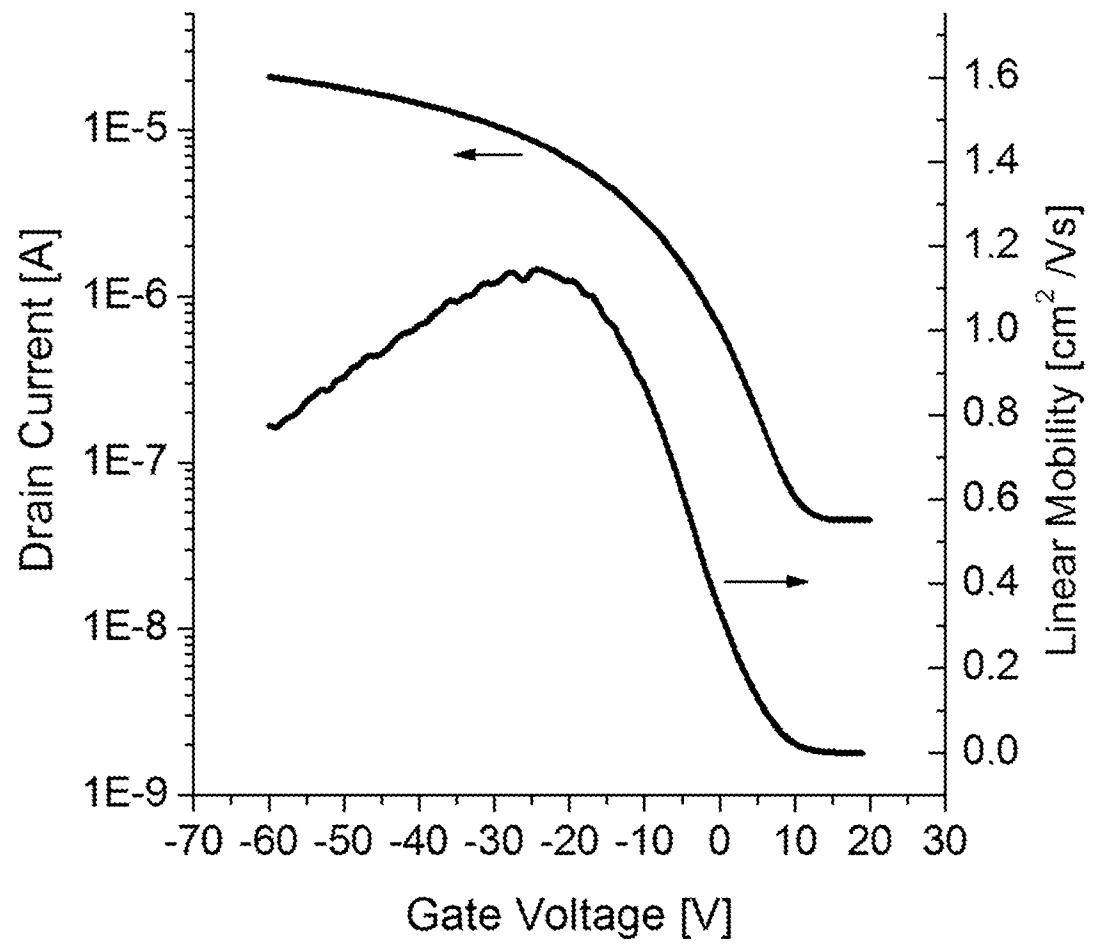


Figure 5

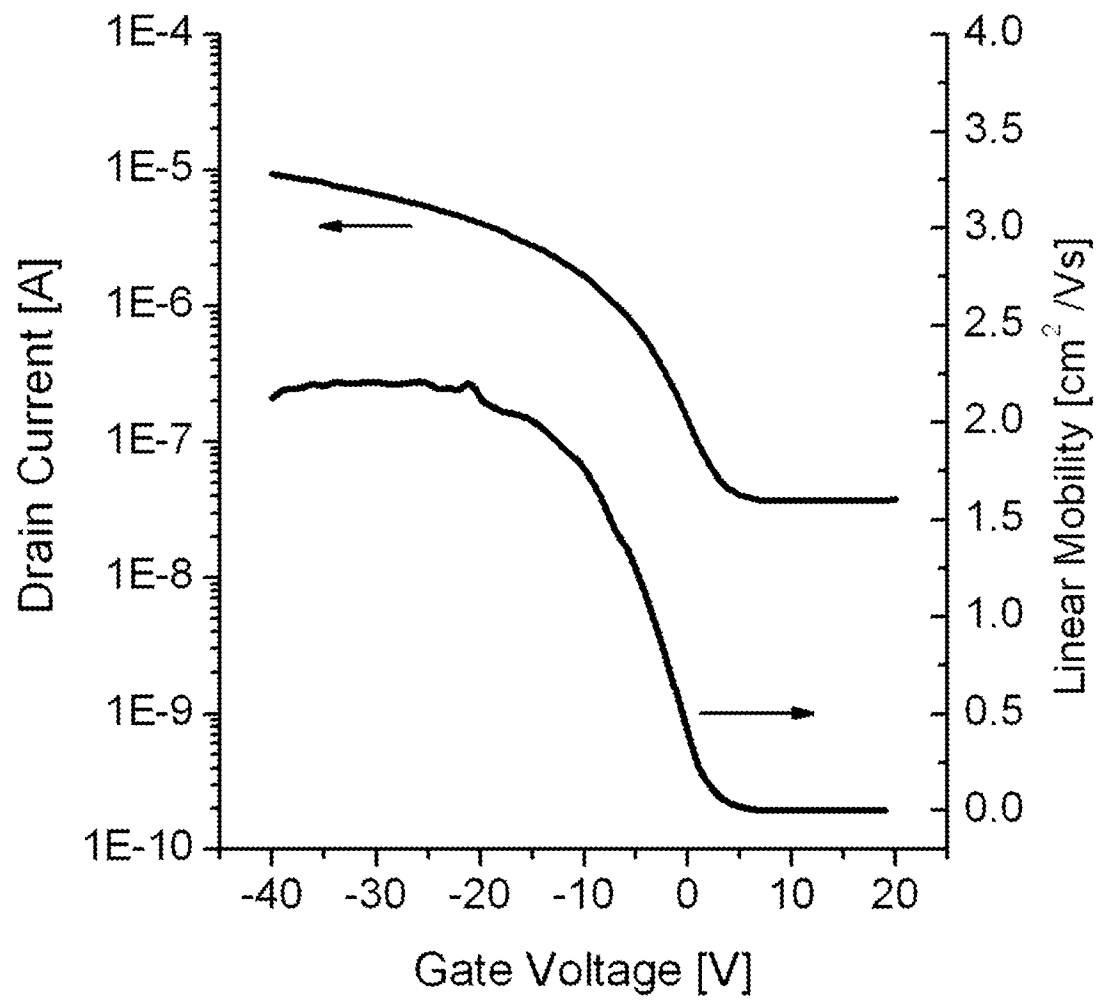


Figure 6

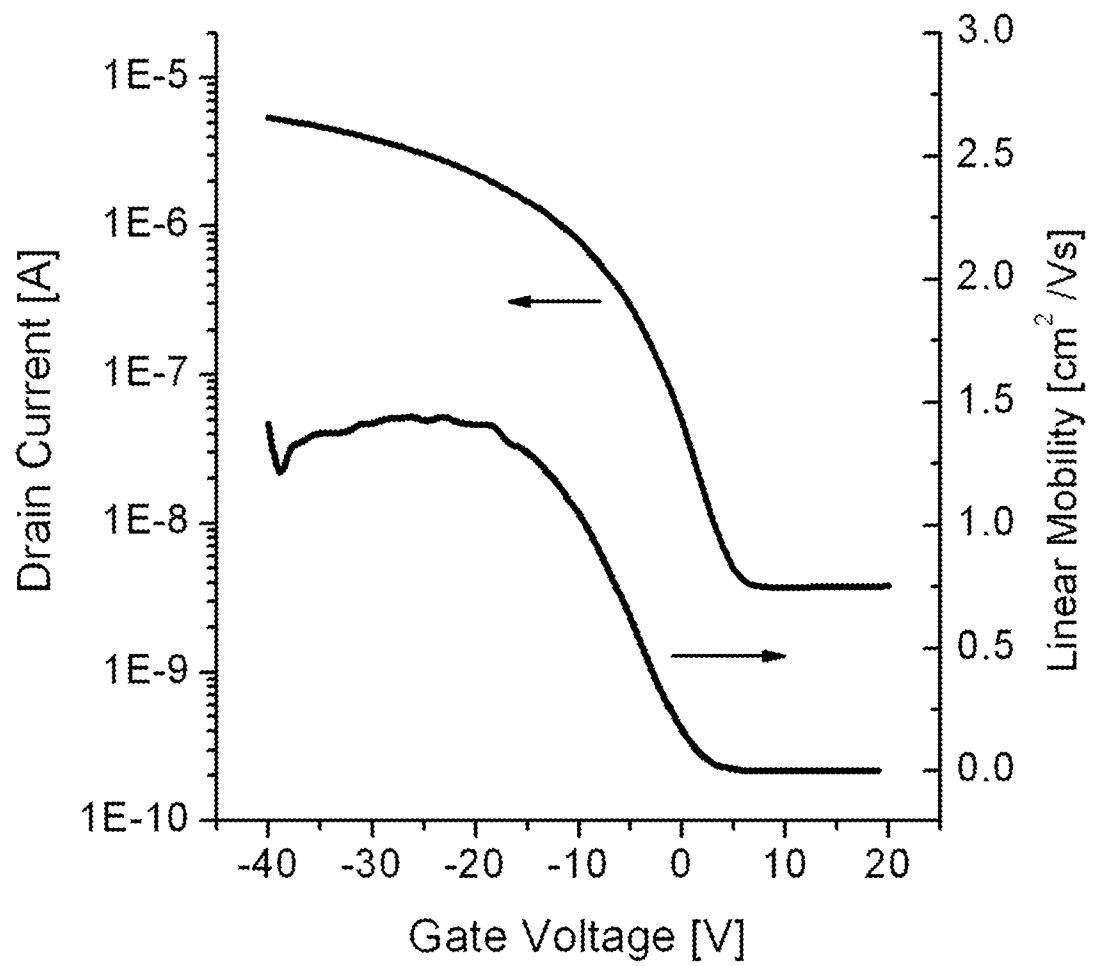


Figure 7

INTERNATIONAL SEARCH REPORT

International application No
PCT/GB2013/050457

| A. CLASSIFICATION OF SUBJECT MATTER INV. C08K5/01 C08L65/00 C08G61/12 C09D165/00 H01B1/12 H01L51/00 H01L51/05 H01L51/42 ADD. According to International Patent Classification (IPC) or to both national classification and IPC | | | | | | | | | | | | | | |
|---|---|--|-----------|--|-----------------------|-----|--|-------------------------------|---|---|-------------------------------|---|---|-------------------------------|
| B. FIELDS SEARCHED Minimum documentation searched (classification system followed by classification symbols) C08G C08L C09D C09J H01B H01L Documentation searched other than minimum documentation to the extent that such documents are included in the fields searched Electronic data base consulted during the international search (name of data base and, where practicable, search terms used) EPO-Internal, CHEM ABS Data, WPI Data | | | | | | | | | | | | | | |
| C. DOCUMENTS CONSIDERED TO BE RELEVANT <table border="1"> <thead> <tr> <th>Category*</th> <th>Citation of document, with indication, where appropriate, of the relevant passages</th> <th>Relevant to claim No.</th> </tr> </thead> <tbody> <tr> <td>X,P</td> <td>WO 2012/052713 A1 (CAMBRIDGE DISPLAY TECH [GB]; SUMITOMO CHEMICAL CO [JP]; STEUDEL ANNETT) 26 April 2012 (2012-04-26) example 2 -----</td> <td>1-3,5-7, 9-11,14, 16-29</td> </tr> <tr> <td>X</td> <td>WO 2010/149261 A1 (MERCK PATENT GMBH [DE]; MEYER FRANK EGON [GB]; SCHULTE NIELS [DE]; HAY) 29 December 2010 (2010-12-29) claim 26; examples 6,9; table 1 -----</td> <td>1-3,5-7, 9-11,14, 16-29</td> </tr> <tr> <td>X</td> <td>WO 2010/149258 A1 (MERCK PATENT GMBH [DE]; HEUN SUSANNE [DE]; SCHULTE NIELS [DE]; ANEMIAN) 29 December 2010 (2010-12-29) claims 1,15; examples 4,5,7-11 ----- -/-</td> <td>1-3,5-7, 9-11,14, 16-29</td> </tr> </tbody> </table> | | | Category* | Citation of document, with indication, where appropriate, of the relevant passages | Relevant to claim No. | X,P | WO 2012/052713 A1 (CAMBRIDGE DISPLAY TECH [GB]; SUMITOMO CHEMICAL CO [JP]; STEUDEL ANNETT) 26 April 2012 (2012-04-26) example 2 ----- | 1-3,5-7, 9-11,14, 16-29 | X | WO 2010/149261 A1 (MERCK PATENT GMBH [DE]; MEYER FRANK EGON [GB]; SCHULTE NIELS [DE]; HAY) 29 December 2010 (2010-12-29) claim 26; examples 6,9; table 1 ----- | 1-3,5-7, 9-11,14, 16-29 | X | WO 2010/149258 A1 (MERCK PATENT GMBH [DE]; HEUN SUSANNE [DE]; SCHULTE NIELS [DE]; ANEMIAN) 29 December 2010 (2010-12-29) claims 1,15; examples 4,5,7-11 ----- -/- | 1-3,5-7, 9-11,14, 16-29 |
| Category* | Citation of document, with indication, where appropriate, of the relevant passages | Relevant to claim No. | | | | | | | | | | | | |
| X,P | WO 2012/052713 A1 (CAMBRIDGE DISPLAY TECH [GB]; SUMITOMO CHEMICAL CO [JP]; STEUDEL ANNETT) 26 April 2012 (2012-04-26) example 2 ----- | 1-3,5-7, 9-11,14, 16-29 | | | | | | | | | | | | |
| X | WO 2010/149261 A1 (MERCK PATENT GMBH [DE]; MEYER FRANK EGON [GB]; SCHULTE NIELS [DE]; HAY) 29 December 2010 (2010-12-29) claim 26; examples 6,9; table 1 ----- | 1-3,5-7, 9-11,14, 16-29 | | | | | | | | | | | | |
| X | WO 2010/149258 A1 (MERCK PATENT GMBH [DE]; HEUN SUSANNE [DE]; SCHULTE NIELS [DE]; ANEMIAN) 29 December 2010 (2010-12-29) claims 1,15; examples 4,5,7-11 ----- -/- | 1-3,5-7, 9-11,14, 16-29 | | | | | | | | | | | | |
| <input checked="" type="checkbox"/> Further documents are listed in the continuation of Box C. <input checked="" type="checkbox"/> See patent family annex. | | | | | | | | | | | | | | |
| * Special categories of cited documents : "A" document defining the general state of the art which is not considered to be of particular relevance "E" earlier application or patent but published on or after the international filing date "L" document which may throw doubts on priority claim(s) or which is cited to establish the publication date of another citation or other special reason (as specified) "O" document referring to an oral disclosure, use, exhibition or other means "P" document published prior to the international filing date but later than the priority date claimed "T" later document published after the international filing date or priority date and not in conflict with the application but cited to understand the principle or theory underlying the invention "X" document of particular relevance; the claimed invention cannot be considered novel or cannot be considered to involve an inventive step when the document is taken alone "Y" document of particular relevance; the claimed invention cannot be considered to involve an inventive step when the document is combined with one or more other such documents, such combination being obvious to a person skilled in the art "&" document member of the same patent family | | | | | | | | | | | | | | |
| Date of the actual completion of the international search 26 June 2013 | | Date of mailing of the international search report 04/07/2013 | | | | | | | | | | | | |
| Name and mailing address of the ISA/ European Patent Office, P.B. 5818 Patentlaan 2 NL - 2280 HV Rijswijk Tel. (+31-70) 340-2040, Fax: (+31-70) 340-3016 | | Authorized officer Meiners, Christian | | | | | | | | | | | | |

INTERNATIONAL SEARCH REPORT

International application No

PCT/GB2013/050457

| C(Continuation). DOCUMENTS CONSIDERED TO BE RELEVANT | | |
|--|--|-----------------------|
| Category* | Citation of document, with indication, where appropriate, of the relevant passages | Relevant to claim No. |
| Y | WO 2008/128618 A1 (MERCK PATENT GMBH [DE]; TIERNEY STEVEN [GB]; HEENEY MARTIN [GB]; BAILE) 30 October 2008 (2008-10-30) cited in the application page 21, line 16 - line 24 ----- | 4,8,12, 13,15 |
| Y | WO 2007/082584 A1 (MERCK PATENT GMBH [DE]; OGIER SIMON DOMINIC [GB]; VERES JANOS [GB]; ZE) 26 July 2007 (2007-07-26) cited in the application page 14, line 21 - page 21, line 25 ----- | 4,8,12, 13,15 |
| Y | TOSHIHIRO OKAMOTO ET AL: "Synthesis and Characterization of Pentacene- and Anthradithiophene-Fluorene Conjugated Copolymers Synthesized by Suzuki Reactions", MACROMOLECULES, vol. 41, no. 19, 14 October 2008 (2008-10-14), pages 6977-6980, XP055064399, ISSN: 0024-9297, DOI: 10.1021/ma800931a scheme 1 ----- | 4,8,12, 13,15 |

INTERNATIONAL SEARCH REPORT

Information on patent family members

International application No

PCT/GB2013/050457

| Patent document cited in search report | Publication date | Patent family member(s) | Publication date |
|---|---------------------|--|--|
| WO 2012052713 A1 | 26-04-2012 | GB 2485001 A GB 2497904 A WO 2012052704 A2 WO 2012052713 A1 | 02-05-2012 26-06-2013 26-04-2012 26-04-2012 |
| WO 2010149261 A1 | 29-12-2010 | DE 102009030848 A1 JP 2012530820 A TW 201127866 A US 2012097938 A1 WO 2010149261 A1 | 03-02-2011 06-12-2012 16-08-2011 26-04-2012 29-12-2010 |
| WO 2010149258 A1 | 29-12-2010 | DE 102009030847 A1 DE 112010002714 A5 JP 2012530818 A TW 201127867 A US 2012108731 A1 WO 2010149258 A1 | 30-12-2010 14-06-2012 06-12-2012 16-08-2011 03-05-2012 29-12-2010 |
| WO 2008128618 A1 | 30-10-2008 | CN 101663309 A EP 2134725 A1 JP 2010524865 A KR 20100016583 A TW 200906840 A US 2010127220 A1 US 2012305854 A1 WO 2008128618 A1 | 03-03-2010 23-12-2009 22-07-2010 12-02-2010 16-02-2009 27-05-2010 06-12-2012 30-10-2008 |
| WO 2007082584 A1 | 26-07-2007 | CN 101361205 A DE 112006003179 T5 EP 1974401 A1 GB 2449023 A JP 2009524226 A KR 20080096781 A US 2010308304 A1 WO 2007082584 A1 | 04-02-2009 15-01-2009 01-10-2008 05-11-2008 25-06-2009 03-11-2008 09-12-2010 26-07-2007 |