



US00D343706S

# United States Patent [19]

[11] Patent Number: Des. 343,706

Gurstein

[45] Date of Patent: \*\* Jan. 25, 1994

[54] **HIGH PRESSURE CARPET EXTRACTOR**

[75] Inventor: **Russell S. Gurstein**, Hayden Lake, ID.

[73] Assignee: **U.S. Products, Inc.**, Hayden Lake, ID.

[\*\*] Term: **14 Years**

[21] Appl. No.: **910,386**

[22] Filed: **Jul. 8, 1992**

[52] U.S. Cl. .... **D32/21**

[58] Field of Search ..... **15/319-321, 15/323, 327.1-327.2; D32/1, 21, 23-24, 31**

[56] **References Cited**

**U.S. PATENT DOCUMENTS**

D. 213,639	3/1969	Fegan	.....	D32/21
D. 213,642	3/1969	Fegan	.....	D32/21
D. 257,774	1/1981	Pierson	.....	D32/21
D. 293,950	1/1988	Ogden et al.	.....	D32/21
D. 318,543	7/1991	Shero	.....	D32/23

D. 332,330	1/1993	Gurstein	.....	D32/21
D. 333,195	2/1993	Oberdorfer-Bogel	.....	D32/23
D. 333,890	3/1993	Oberdorfer-Bogel	.....	D32/23
D. 334,258	3/1993	Oberdorfer-Bogel	.....	D32/23
4,595,420	6/1986	Williams, III et al.	.....	15/320

*Primary Examiner*—Ruth McInroy  
*Attorney, Agent, or Firm*—Browdy and Neimark

[57] **CLAIM**

The ornamental design for a high pressure carpet extractor, as shown and described.

**DESCRIPTION**

FIG. 1 is a front perspective view of a high pressure carpet extractor in accordance with the present invention; FIG. 2 is a front elevation view thereof; FIG. 3 is a rear elevation view thereof; FIG. 4 is a right side elevation view thereof; FIG. 5 is a left side elevation view thereof; FIG. 6 is a top plan view thereof; and, FIG. 7 is a bottom plan view thereof, the electric cord is shown broken away for clarity of illustration.




FIG. 1




FIG. 2




FIG. 3

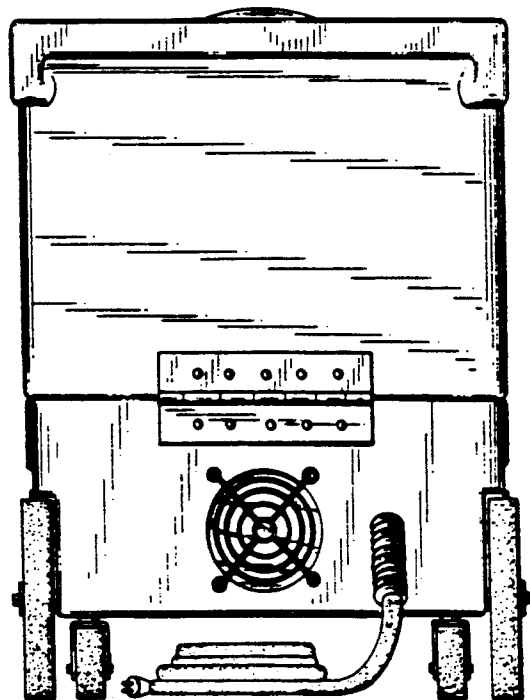


FIG. 4




FIG. 5




FIG. 6

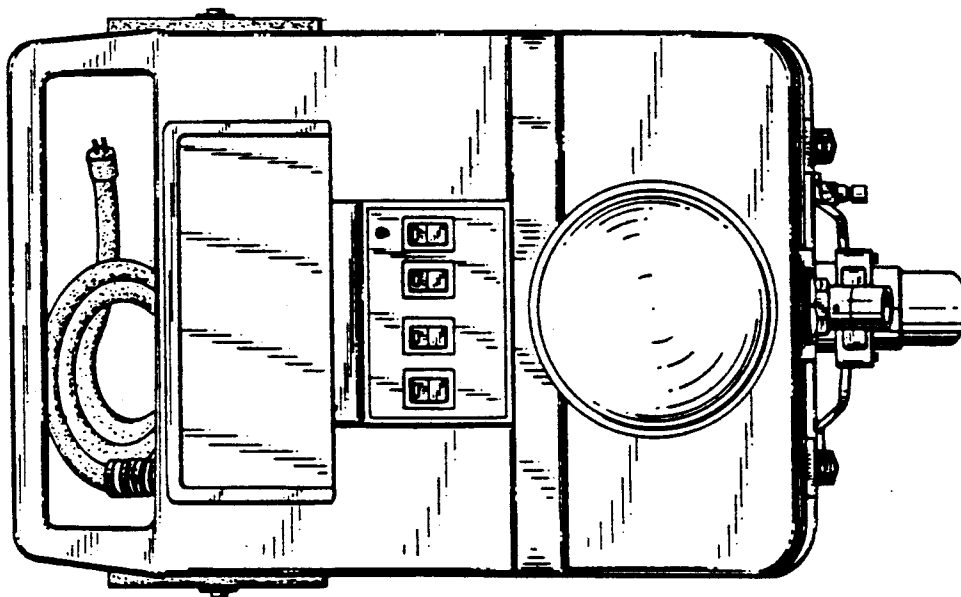


FIG. 7

