



US00D355232S

United States Patent [19]

[11] **Patent Number:** Des. 355,232

Hodges

[45] **Date of Patent:** ** Feb. 7, 1995

[54] **COMBINED TENNIS RACKET AND BALL RETRIEVER**

4,798,382	1/1989	Janes	D21/212 X
4,834,393	5/1989	Feldi	273/73 R X
4,993,712	2/1991	Urwin	273/73 R
5,056,786	10/1991	Bellettini et al.	273/73 R X

[76] **Inventor:** Joseph J. Hodges, 2 Hull St., Oceanside, N.Y. 11572

Primary Examiner—Theodore M. Shooman
Assistant Examiner—Mitchell I. Siegel

[**] **Term:** 14 Years

[57] **CLAIM**

[21] **Appl. No.:** 9,159

The ornamental design for a combined tennis racket and ball retriever, as shown and described.

[22] **Filed:** Jun. 7, 1993

[52] **U.S. Cl. D21/212**

[58] **Field of Search** D21/210, 212; 273/67 R, 273/73 F, 73 G, 73 H, 73 I, 73 J, 73 K, 73 L, 73 R, 75, 76

DESCRIPTION

FIG. 1 is a front elevational view of a combined tennis racket and ball retriever showing my new design, the undisclosed opposite side being identical; FIG. 2 is a right side elevational view thereof; FIG. 3 is a left side elevational view thereof; FIG. 4 is a top plan view thereof; and, FIG. 5 is a bottom plan view thereof.

[56] **References Cited**

U.S. PATENT DOCUMENTS

D. 81,875	8/1930	Hall	D21/212
4,114,881	9/1978	Norton	273/73 R




FIG. 1




FIG. 2



FIG. 3



FIG. 4

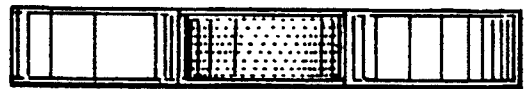


FIG. 5

