US 20150310423A1

(19) **United States**

(12) **Patent Application Publication**

Desai et al.

(10) **Pub. No.: US 2015/0310423 A1**

(43) **Pub. Date: Oct. 29, 2015**

(54) **MULTI-DOMAIN MOBILE ECOSYSTEM TOKENIZED TRANSACTION WRAPPER**

(71) Applicant: **MasterCard Mobile Transactions Solutions, Inc.**, Purchase, NY (US)

(72) Inventors: **Mehul Desai**, Oak Brook, IL (US); **Nehal Maniar**, Oak Brook, IL (US)

(21) Appl. No.: **14/790,344**

(22) Filed: **Jul. 2, 2015**

Related U.S. Application Data

(63) Continuation of application No. 13/909,262, filed on Jun. 4, 2013, which is a continuation of application No. 13/651,028, filed on Oct. 12, 2012, now abandoned.

(60) Provisional application No. 61/546,084, filed on Oct. 12, 2011, provisional application No. 61/619,751, filed on Apr. 3, 2012.

Publication Classification

(51) **Int. Cl.**

G06Q 20/36	(2006.01)
G06Q 20/40	(2006.01)
G06Q 20/32	(2006.01)

(52) **U.S. Cl.**

CPC ***G06Q 20/3674*** (2013.01); ***G06Q 20/3227*** (2013.01); ***G06Q 20/405*** (2013.01)

(57) **ABSTRACT**

Tokenizing a wrapper in a secure personalized transaction conducted within a multi-domain ecosystem involves mapping a portion of a plurality of information fields of an electronic transaction message received by a networked device of the multi-domain ecosystem to common format message fields that are then configured into a common format message. The configured common format message is wrapped in a protocol abstraction content wrapper, which is tokenized. The token and/or the wrapper is transmitted to a second networked device in the ecosystem for authentication of a transaction identifiable in the electronic transaction message.

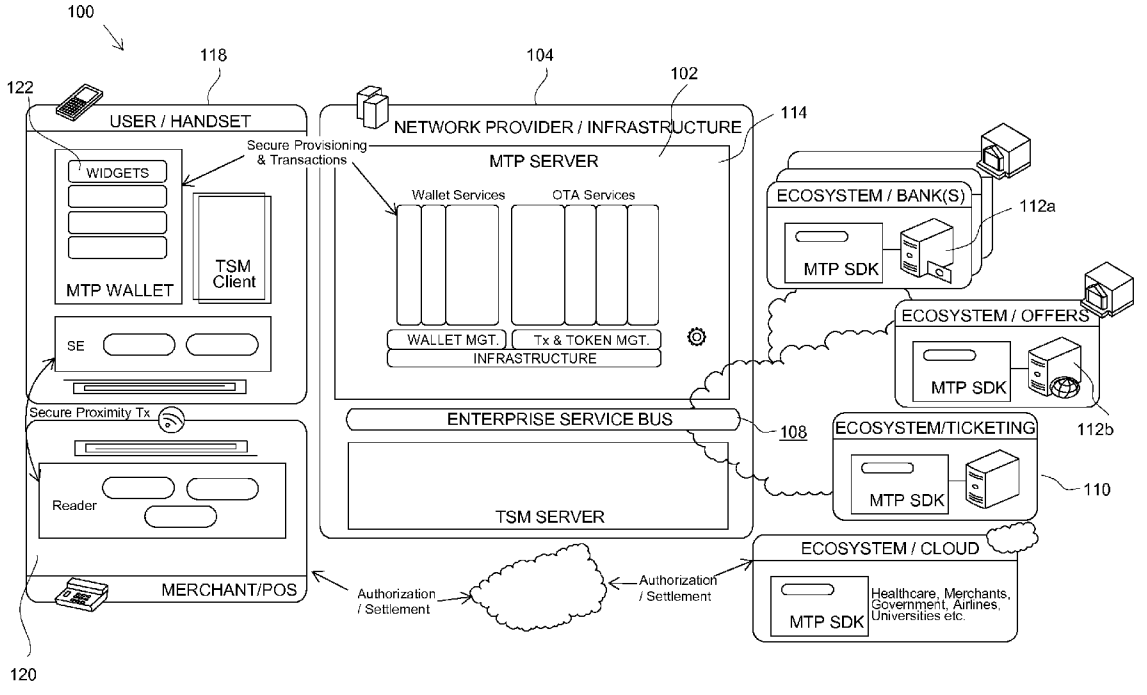

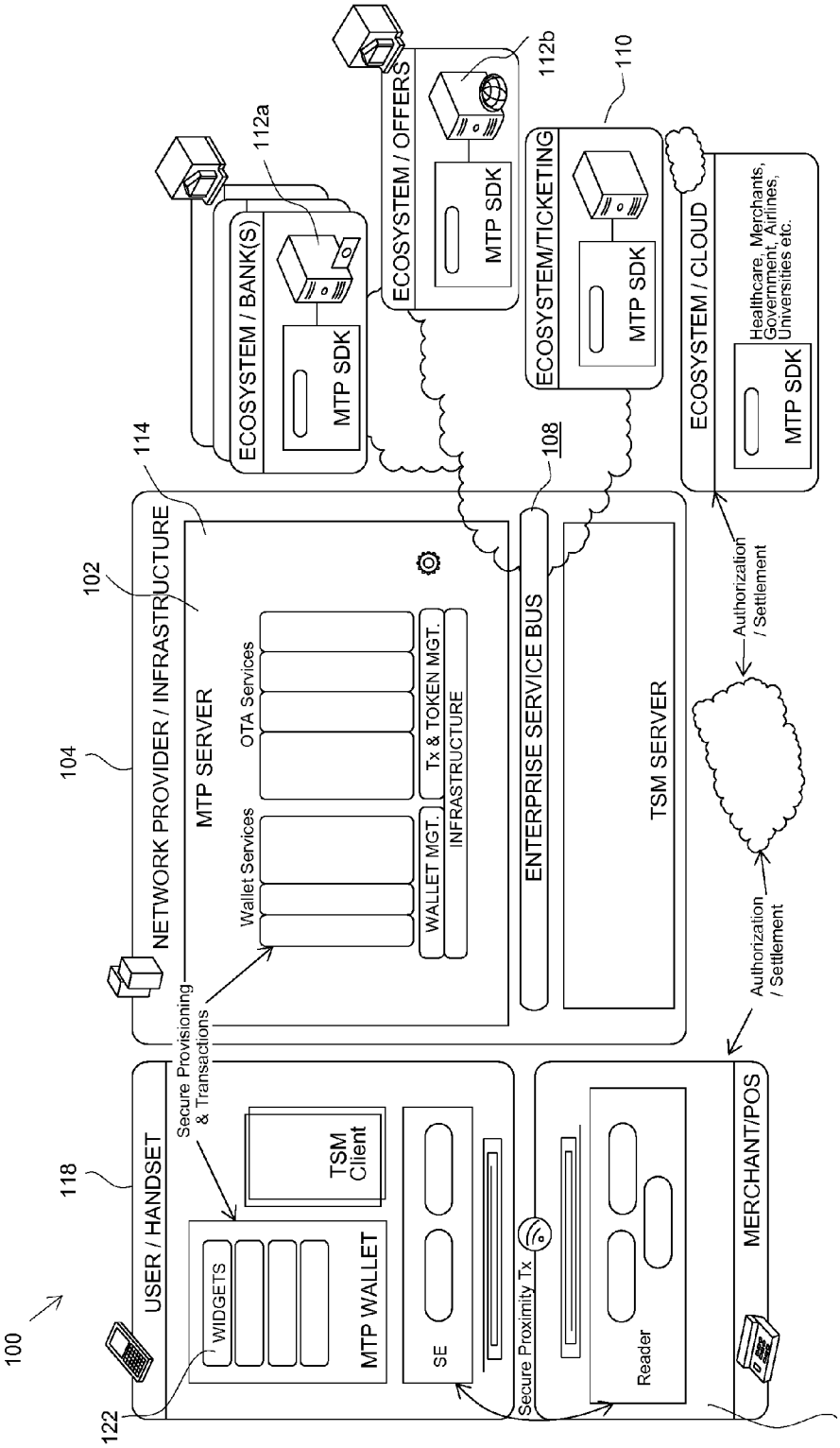
100
USER / HANDSET
118
WIDGETS
MTP WALLET
TSM Client
SE
122
Secure Provisioning & Transactions
NETWORK PROVIDER / INFRASTRUCTURE
104
MTP SERVER
102
Wallet Services
OTA Services
WALLET MGT.
Tx & TOKEN MGT.
INFRASTRUCTURE
114
ENTERPRISE SERVICE BUS
108
TSM SERVER
Secure Proximity Tx
Reader
MERCHANT/POS
120
Authorization / Settlement
Authorization / Settlement
ECOSYSTEM / BANK(S)
MTP SDK
112a
ECOSYSTEM / OFFERS
MTP SDK
112b
ECOSYSTEM/TICKETING
MTP SDK
110
ECOSYSTEM / CLOUD
MTP SDK
Healthcare, Merchants, Government, Airlines, Universities etc.

FIG. 1

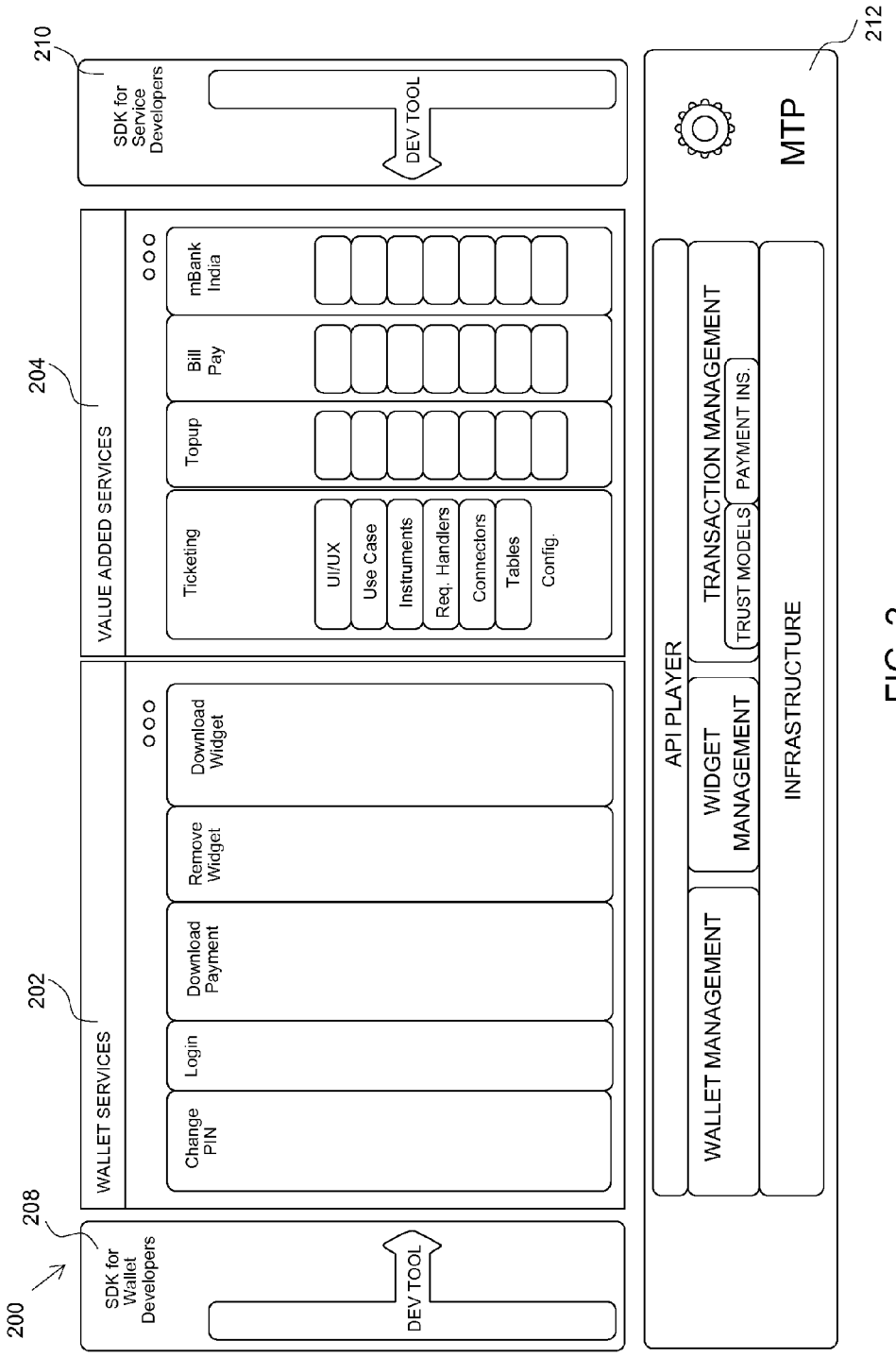
200
208
SDK for Wallet Developers
DEV TOOL
202
WALLET SERVICES
Change PIN
Login
Download Payment
Remove Widget
Download Widget
204
VALUE ADDED SERVICES
Ticketing
Topup
Bill Pay
mBank India
UI/UX
Use Case
Instruments
Req. Handlers
Connectors
Tables
Config.
210
SDK for Service Developers
DEV TOOL
212
MTP
API PLAYER
WALLET MANAGEMENT
WIDGET MANAGEMENT
TRANSACTION MANAGEMENT
TRUST MODELS
PAYMENT INS.
INFRASTRUCTURE

FIG. 2

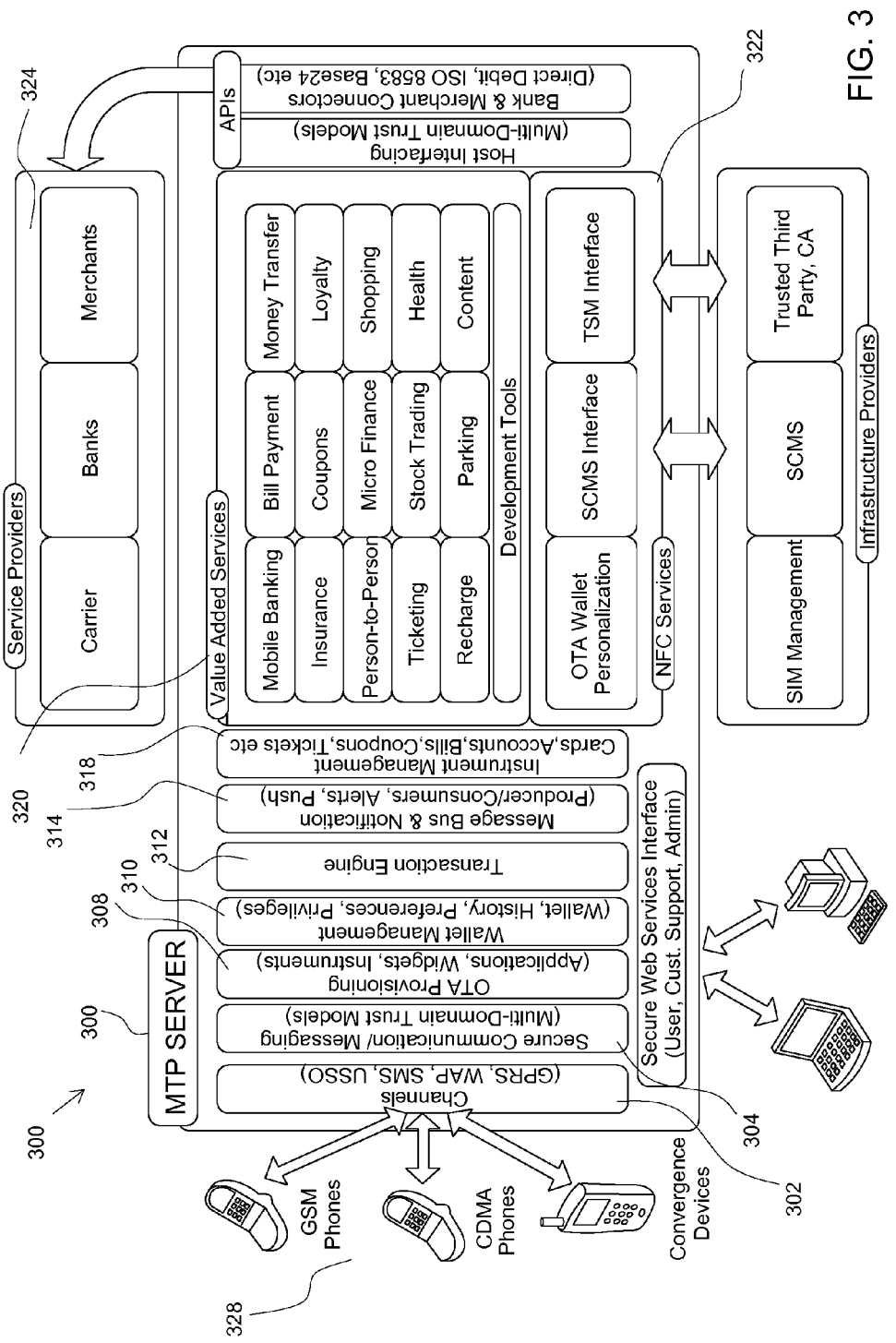
300
MTP SERVER
Channels (GPRS, WAP, SMS, USSO)
Secure Communication/ Messaging (Multi-Domain Trust Models)
OTA Provisioning (Applications, Widgets, Instruments)
Wallet Management (Wallet, History, Preferences, Privileges)
Transaction Engine
Message Bus & Notification (Producer/Consumers, Alerts, Push)
Instrument Management Cards,Accounts,Bills,Coupons,Tickets etc
Secure Web Services Interface (User, Cust. Support, Admin)
Value Added Services
Mobile Banking
Insurance
Person-to-Person
Ticketing
Recharge
Bill Payment
Coupons
Micro Finance
Stock Trading
Parking
Money Transfer
Loyalty
Shopping
Health
Content
Development Tools
NFC Services
OTA Wallet Personalization
SCMS Interface
TSM Interface
Infrastructure Providers
SIM Management
SCMS
Trusted Third Party, CA
Service Providers
Carrier
Banks
Merchants
APIs
Host Interfacing (Multi-Domain Trust Models)
Bank & Merchant Connectors (Direct Debit, ISO 8583, Base24 etc)
GSM Phones
CDMA Phones
Convergence Devices
300
302
304
308
310
312
314
318
320
322
324
328

FIG. 3

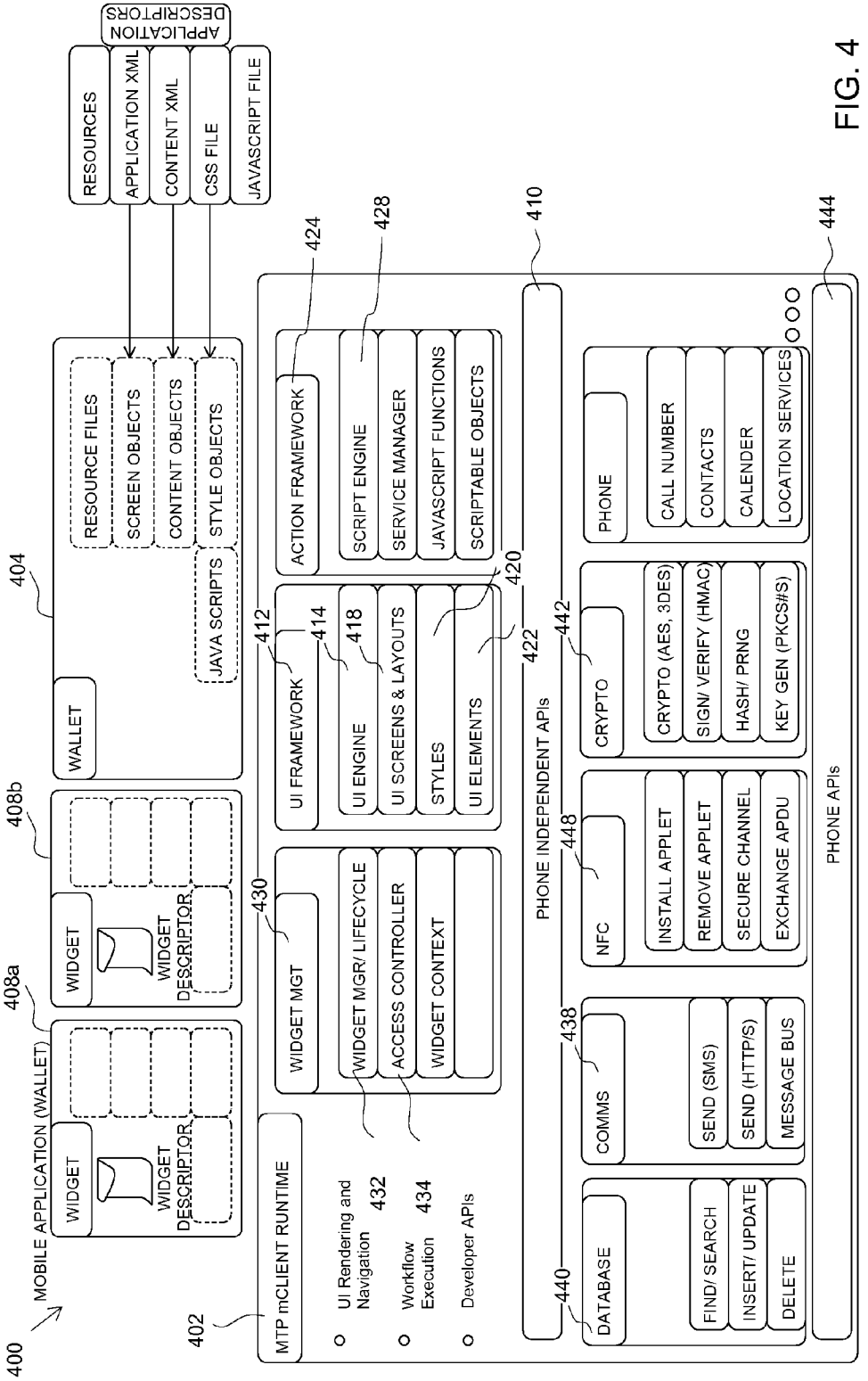
400
MOBILE APPLICATION (WALLET)
402
MTP mCLIENT RUNTIME
UI Rendering and Navigation
Workflow Execution
Developer APIs
432
434
404
WALLET
RESOURCE FILES
SCREEN OBJECTS
CONTENT OBJECTS
STYLE OBJECTS
JAVA SCRIPTS
408a
WIDGET
WIDGET DESCRIPTOR
408b
WIDGET
WIDGET DESCRIPTOR
RESOURCES
APPLICATION XML
CONTENT XML
CSS FILE
JAVASCRIPT FILE
APPLICATION DESCRIPTORS
430
WIDGET MGT
WIDGET MGR/ LIFECYCLE
ACCESS CONTROLLER
WIDGET CONTEXT
412
UI FRAMEWORK
414
UI ENGINE
418
UI SCREENS & LAYOUTS
STYLES
UI ELEMENTS
420
424
ACTION FRAMEWORK
428
SCRIPT ENGINE
SERVICE MANAGER
JAVASCRIPT FUNCTIONS
SCRIPTABLE OBJECTS
410
PHONE INDEPENDENT APIs
422
440
DATABASE
FIND/ SEARCH
INSERT/ UPDATE
DELETE
438
COMMS
SEND (SMS)
SEND (HTTP/S)
MESSAGE BUS
442
CRYPTO
CRYPTO (AES, 3DES)
SIGN/ VERIFY (HMAC)
HASH/ PRNG
KEY GEN (PKCS#S)
448
NFC
INSTALL APPLET
REMOVE APPLET
SECURE CHANNEL
EXCHANGE APDU
PHONE
CALL NUMBER
CONTACTS
CALENDER
LOCATION SERVICES
444
PHONE APIs

FIG. 4

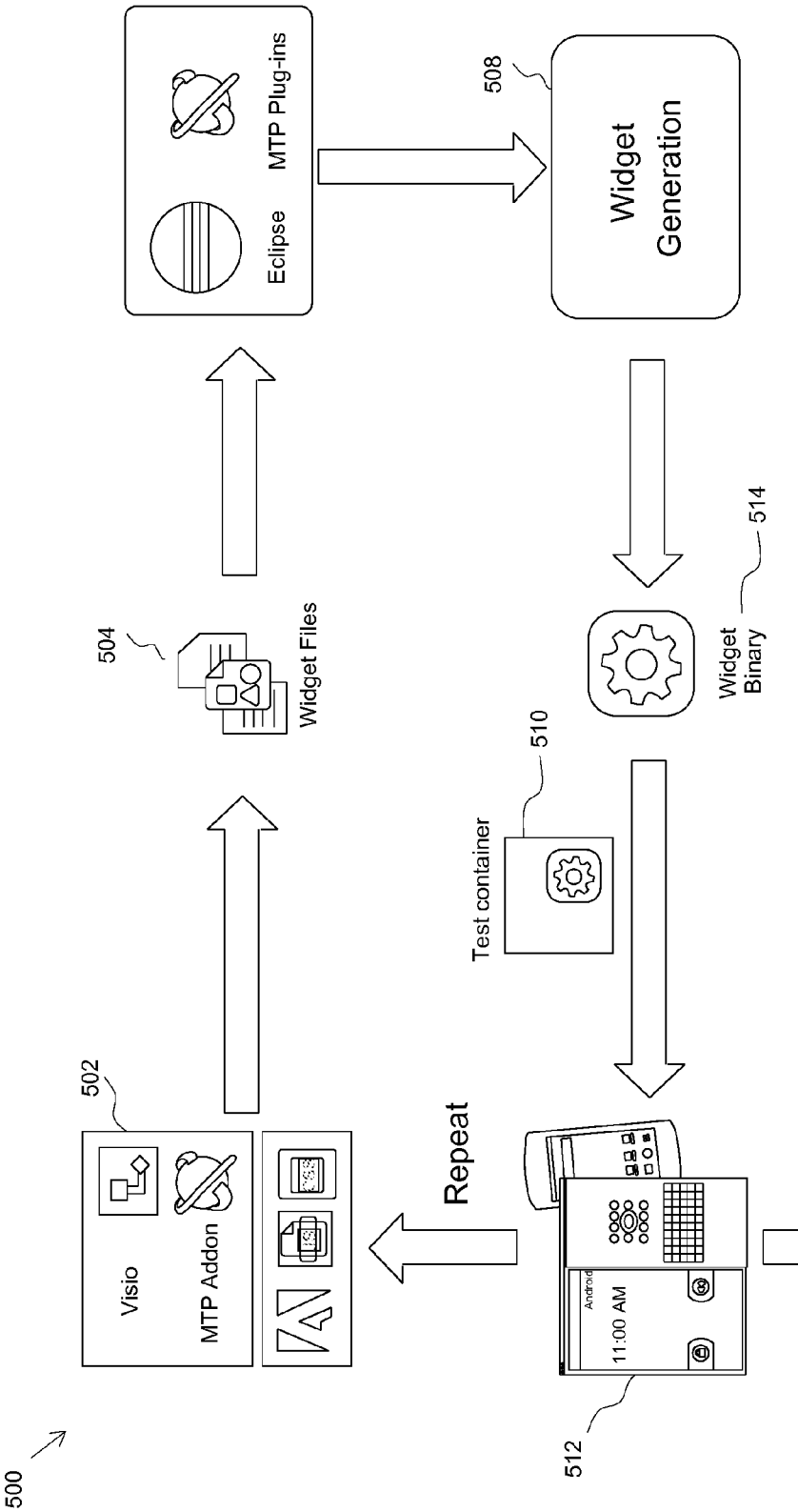
500
502
Visio
MTP Addon
Repeat
504
Widget Files
Eclipse
MTP Plug-ins
508
Widget Generation
510
Test container
512
11:00 AM
514
Widget Binary
Publish

FIG. 5

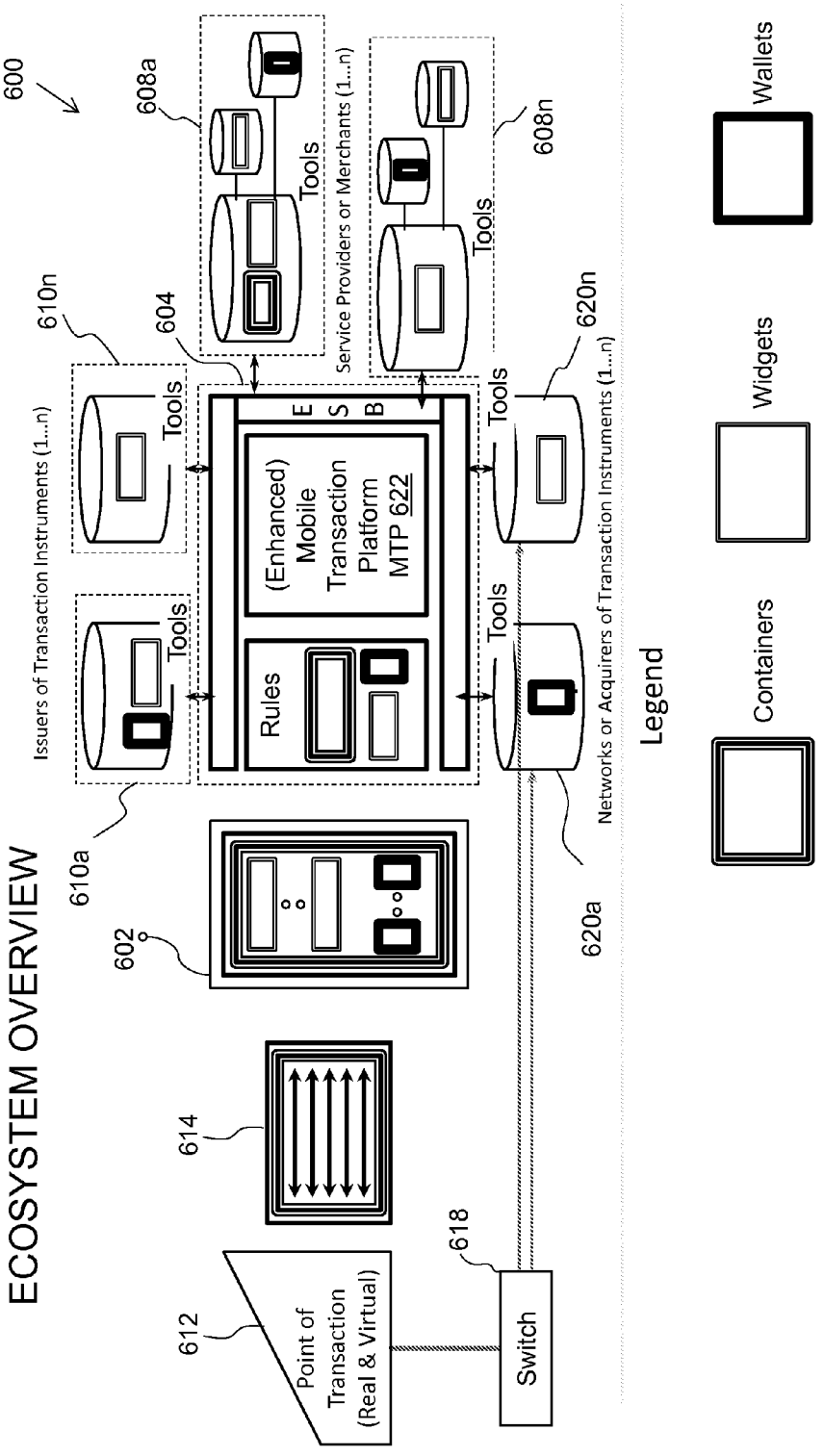
ECOSYSTEM OVERVIEW
600
608a
Tools
Service Providers or Merchants (1...n)
608n
Tools
610n
604
Tools
Issuers of Transaction Instruments (1...n)
E
S
B
(Enhanced)
Mobile
Transaction
Platform
MTP 622
Rules
Tools
620n
Tools
Networks or Acquirers of Transaction Instruments (1...n)
610a
602
620a
614
618
612
Point of
Transaction
(Real & Virtual)
Switch
Legend
Containers
Widgets
Wallets

FIG. 6

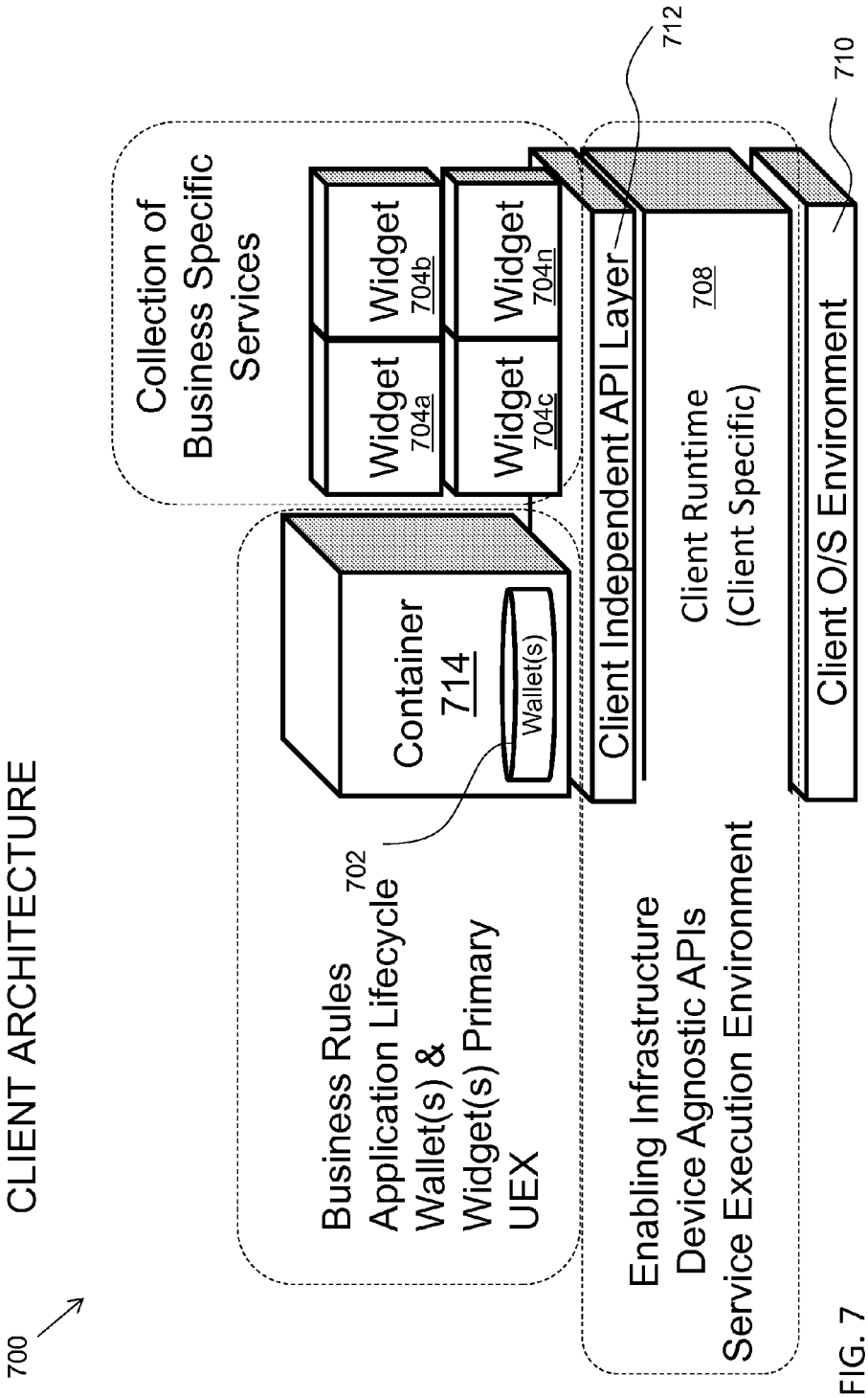
CLIENT ARCHITECTURE
700
Collection of Business Specific Services
Widget 704a
Widget 704b
Widget 704c
Widget 704n
Container 714
Wallet(s)
Business Rules
Application Lifecycle
Wallet(s) &
Widget(s) Primary
UEX
702
Client Independent API Layer
712
Client Runtime
(Client Specific)
708
Client O/S Environment
710
Enabling Infrastructure
Device Agnostic APIs
Service Execution Environment

FIG. 7

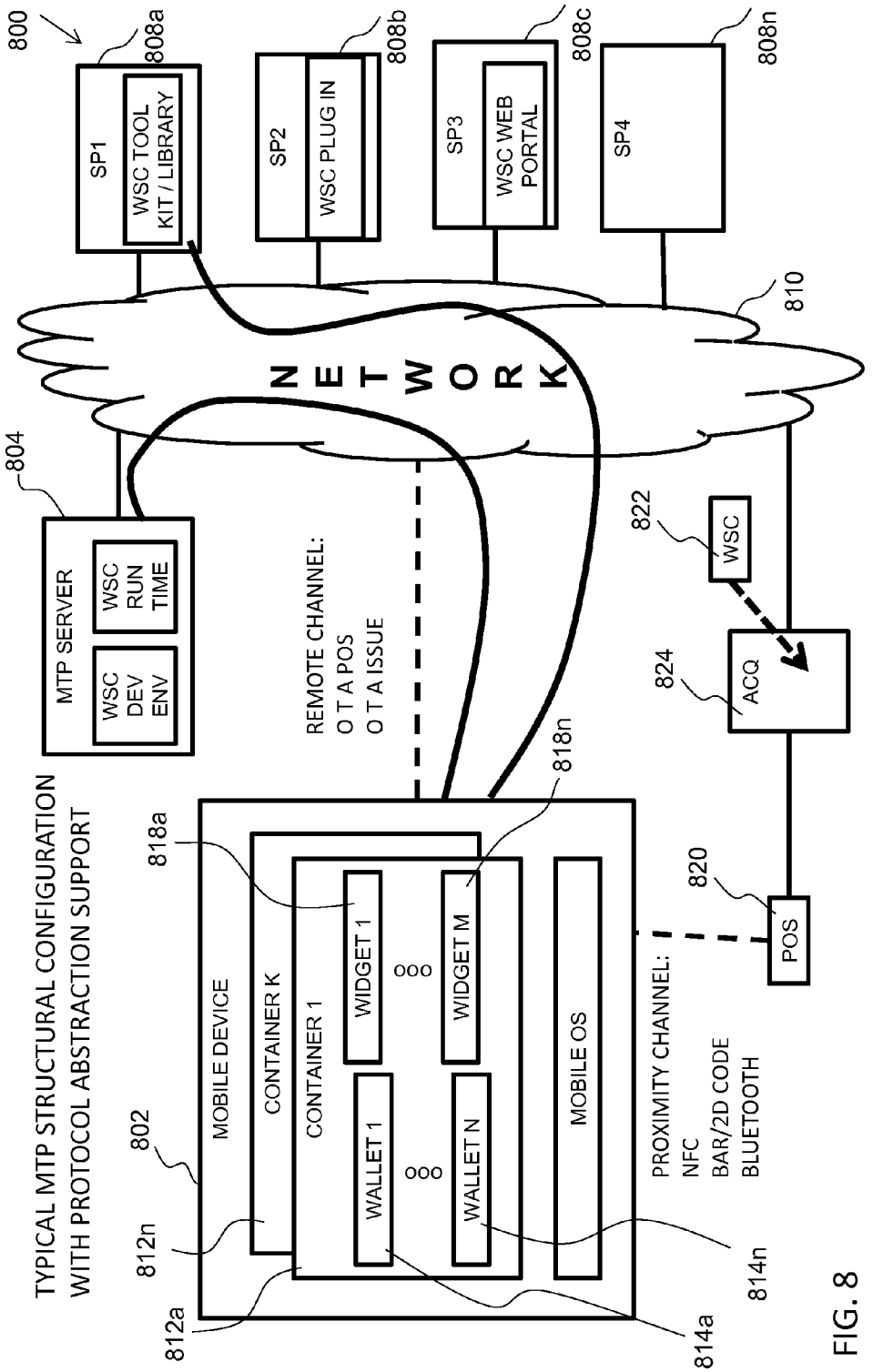
TYPICAL MTP STRUCTURAL CONFIGURATION
WITH PROTOCOL ABSTRACTION SUPPORT
800
808a
SP1
WSC TOOL KIT / LIBRARY
808b
SP2
WSC PLUG IN
808c
SP3
WSC WEB PORTAL
808n
SP4
810
NETWORK
804
MTP SERVER
WSC RUN TIME
WSC DEV ENV
REMOTE CHANNEL:
O T A POS
O T A ISSUE
822
WSC
824
ACQ
818n
818a
802
MOBILE DEVICE
CONTAINER K
CONTAINER 1
WIDGET 1
ooo
WIDGET M
WALLET 1
oo
WALLET N
MOBILE OS
820
POS
PROXIMITY CHANNEL:
NFC
BAR/2D CODE
BLUETOOTH
812n
812a
814a
814n

FIG. 8

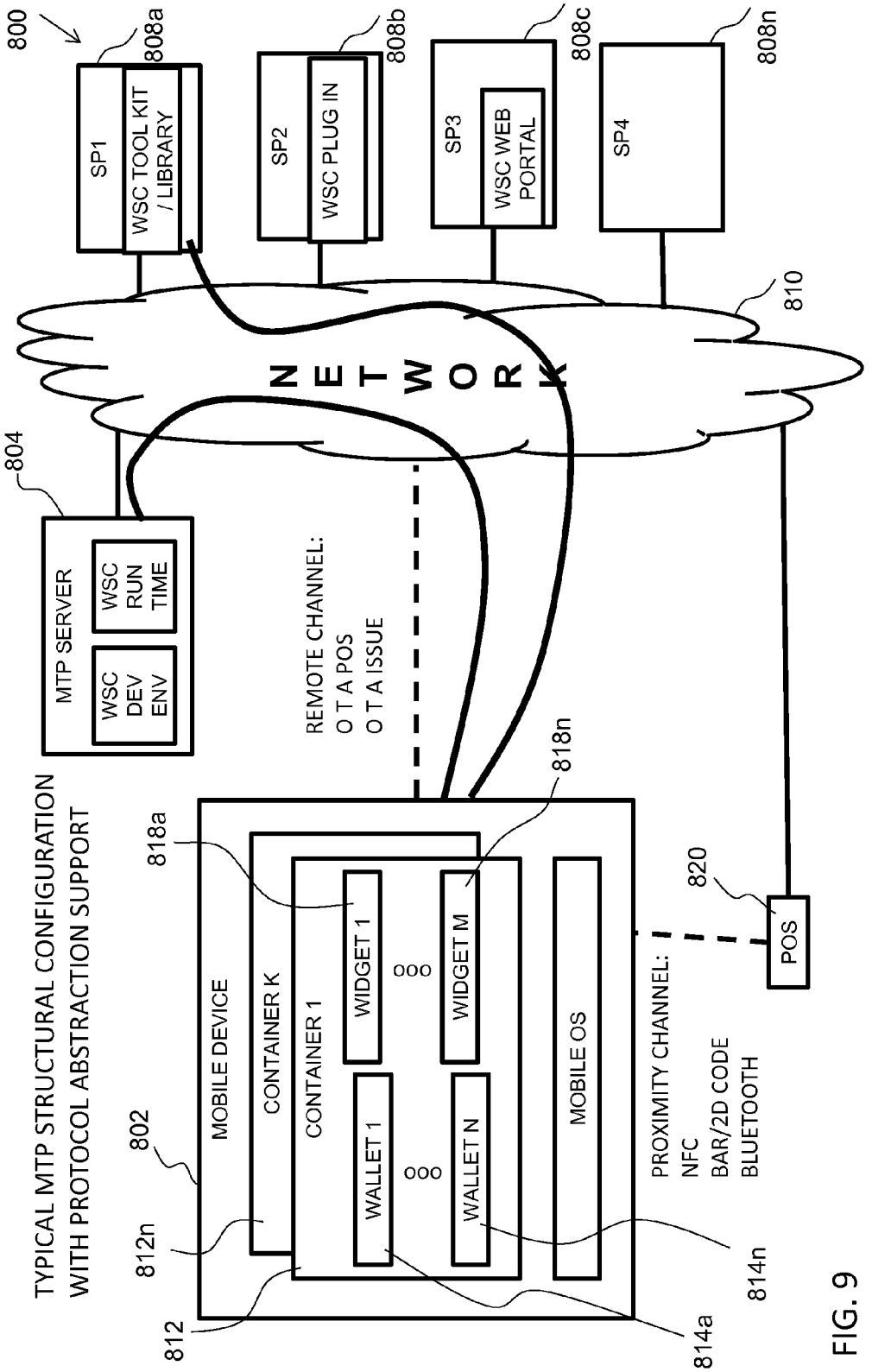
800
808a
SP1
WSC TOOL KIT / LIBRARY
808b
SP2
WSC PLUG IN
808c
SP3
WSC WEB PORTAL
808n
SP4
810
NETWORK
804
MTP SERVER
WSC RUN TIME
WSC DEV ENV
REMOTE CHANNEL:
O T A POS
O T A ISSUE
818n
818a
820
POS
802
MOBILE DEVICE
CONTAINER K
CONTAINER 1
WIDGET 1
WIDGET M
WALLET 1
WALLET N
MOBILE OS
PROXIMITY CHANNEL:
NFC
BAR/2D CODE
BLUETOOTH
812n
812
814a
814n
TYPICAL MTP STRUCTURAL CONFIGURATION
WITH PROTOCOL ABSTRACTION SUPPORT

FIG. 9

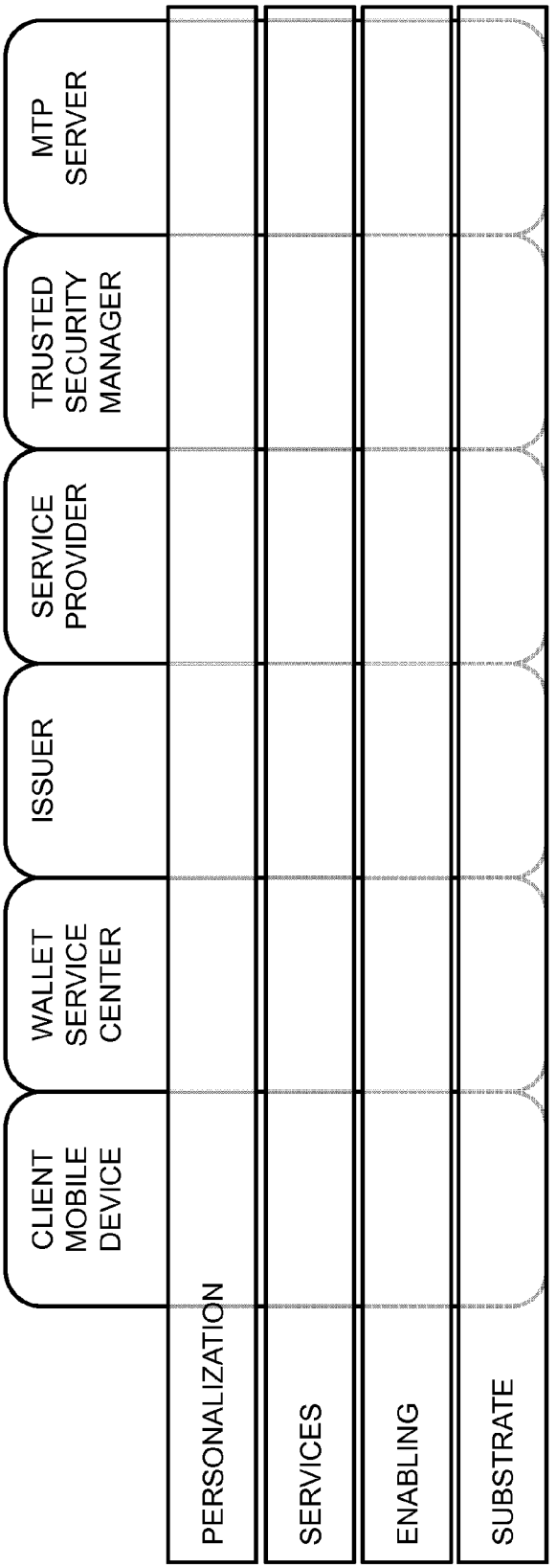
CLIENT MOBILE DEVICE
WALLET SERVICE CENTER
ISSUER
SERVICE PROVIDER
TRUSTED SECURITY MANAGER
MTP SERVER
PERSONALIZATION
SERVICES
ENABLING
SUBSTRATE

FIG. 10

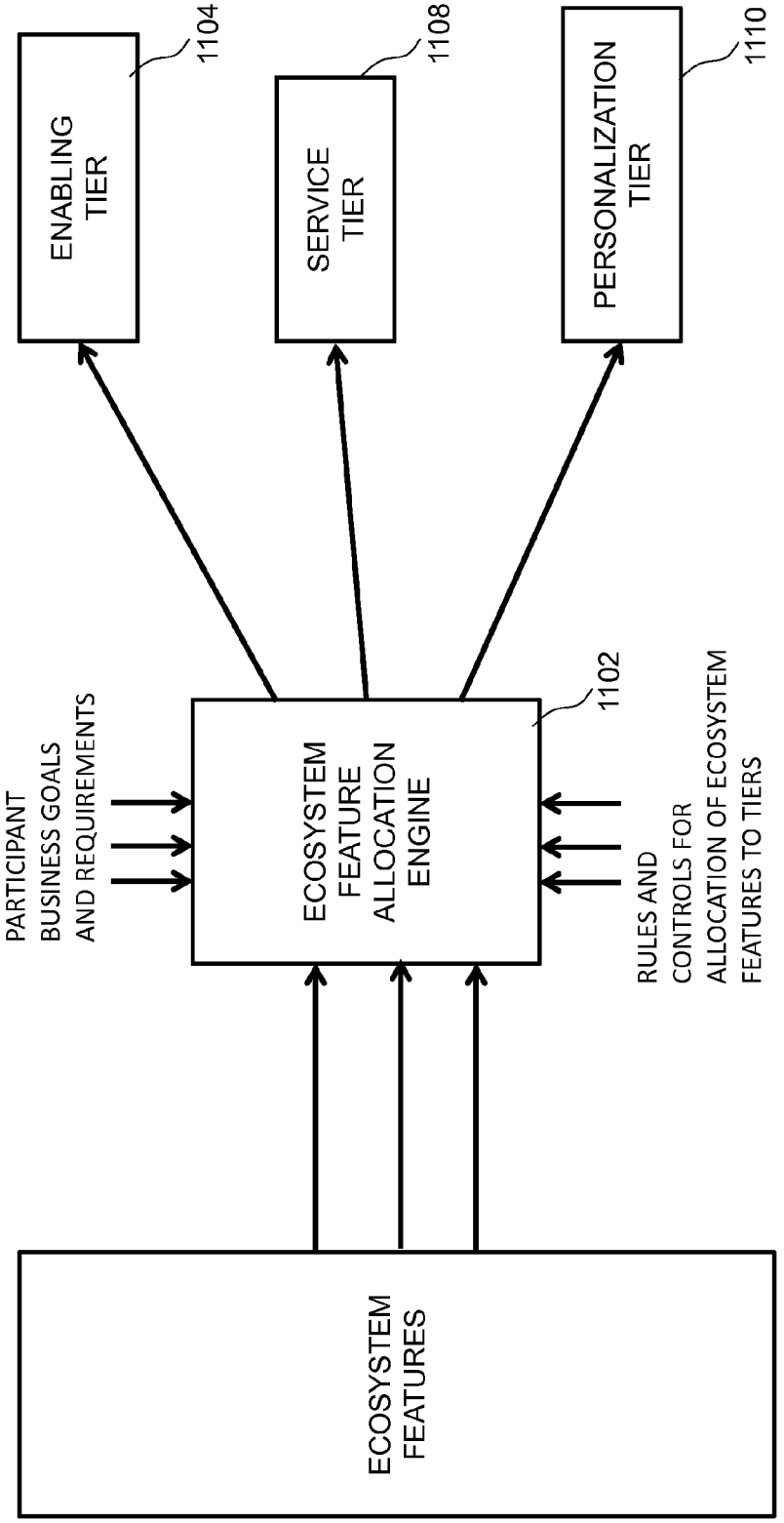
ENABLING TIER
1104
SERVICE TIER
1108
PERSONALIZATION TIER
1110
ECOSYSTEM FEATURE ALLOCATION ENGINE
1102
PARTICIPANT BUSINESS GOALS AND REQUIREMENTS
RULES AND CONTROLS FOR ALLOCATION OF ECOSYSTEM FEATURES TO TIERS
ECOSYSTEM FEATURES

FIG. 11

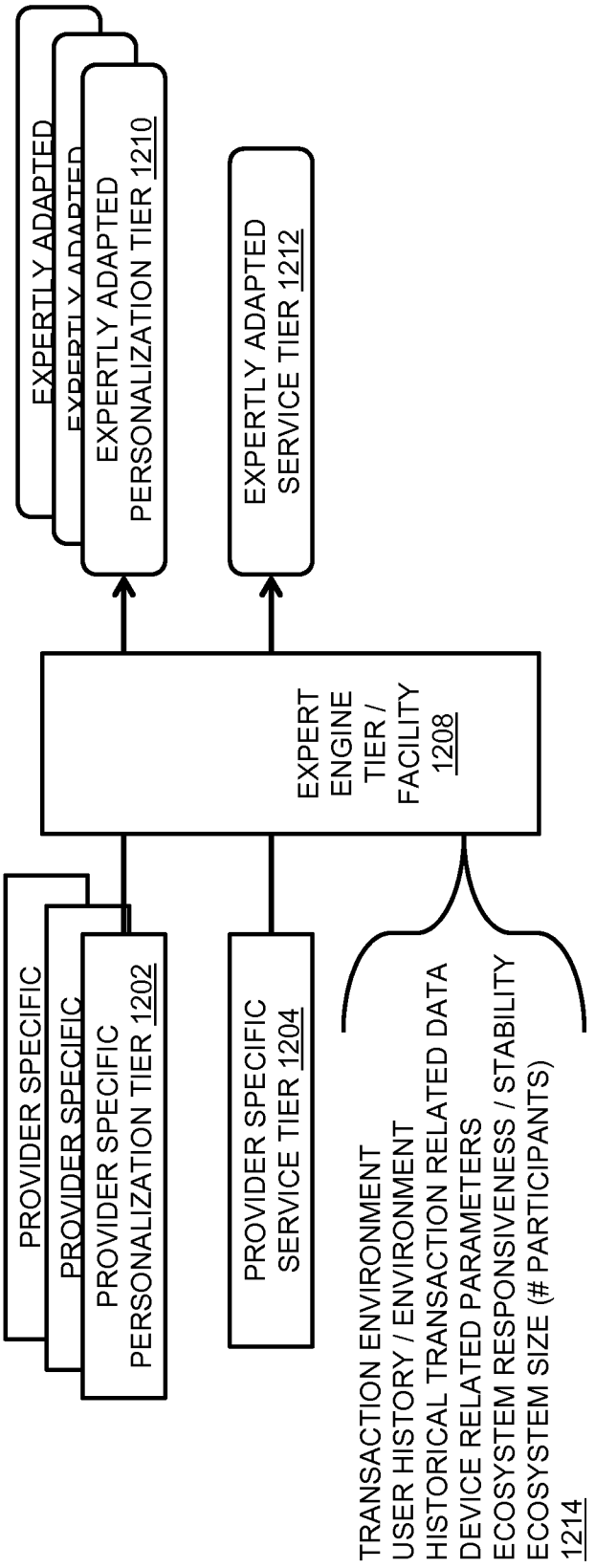
PROVIDER SPECIFIC
PROVIDER SPECIFIC
PROVIDER SPECIFIC PERSONALIZATION TIER 1202
PROVIDER SPECIFIC SERVICE TIER 1204
EXPERT ENGINE TIER / FACILITY 1208
EXPERTLY ADAPTED
EXPERTLY ADAPTED
EXPERTLY ADAPTED PERSONALIZATION TIER 1210
EXPERTLY ADAPTED SERVICE TIER 1212
TRANSACTION ENVIRONMENT
USER HISTORY / ENVIRONMENT
HISTORICAL TRANSACTION RELATED DATA
DEVICE RELATED PARAMETERS
ECOSYSTEM RESPONSIVENESS / STABILITY
ECOSYSTEM SIZE (# PARTICIPANTS)
1214

FIG. 12

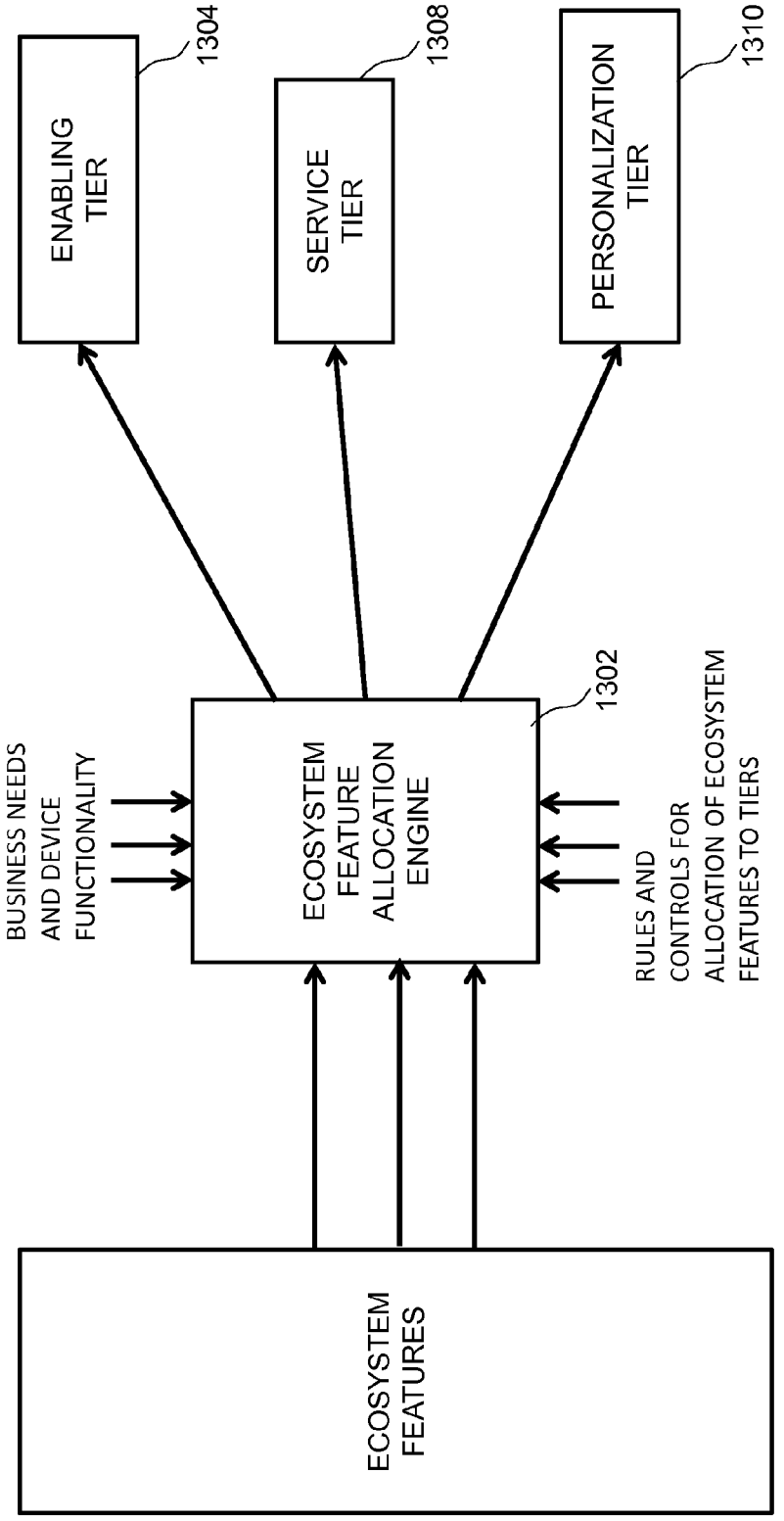
ENABLING TIER
1304
SERVICE TIER
1308
PERSONALIZATION TIER
1310
ECOSYSTEM FEATURE ALLOCATION ENGINE
1302
BUSINESS NEEDS AND DEVICE FUNCTIONALITY
RULES AND CONTROLS FOR ALLOCATION OF ECOSYSTEM FEATURES TO TIERS
ECOSYSTEM FEATURES

FIG. 13

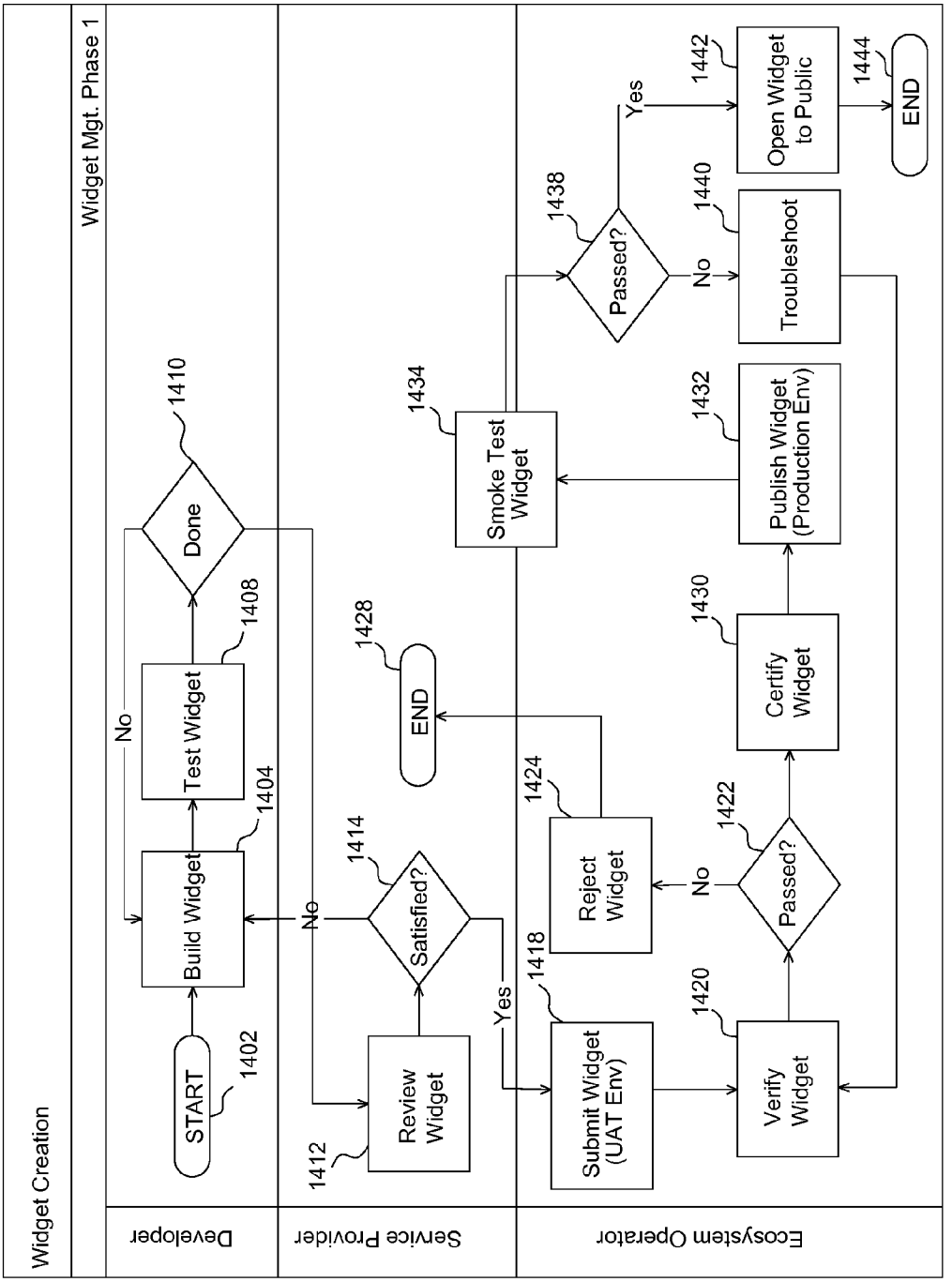
Widget Creation
Widget Mgt. Phase 1
Developer
Service Provider
Ecosystem Operator
START
1402
Build Widget
1404
Test Widget
1408
Done
1410
No
Review Widget
1412
Satisfied?
1414
No
Yes
END
1428
Submit Widget (UAT Env)
1418
Reject Widget
1424
Smoke Test Widget
1434
Verify Widget
1420
Passed?
1422
No
Certify Widget
1430
Publish Widget (Production Env)
1432
Passed?
1438
No
Troubleshoot
1440
Yes
Open Widget to Public
1442
END
1444

FIG. 14

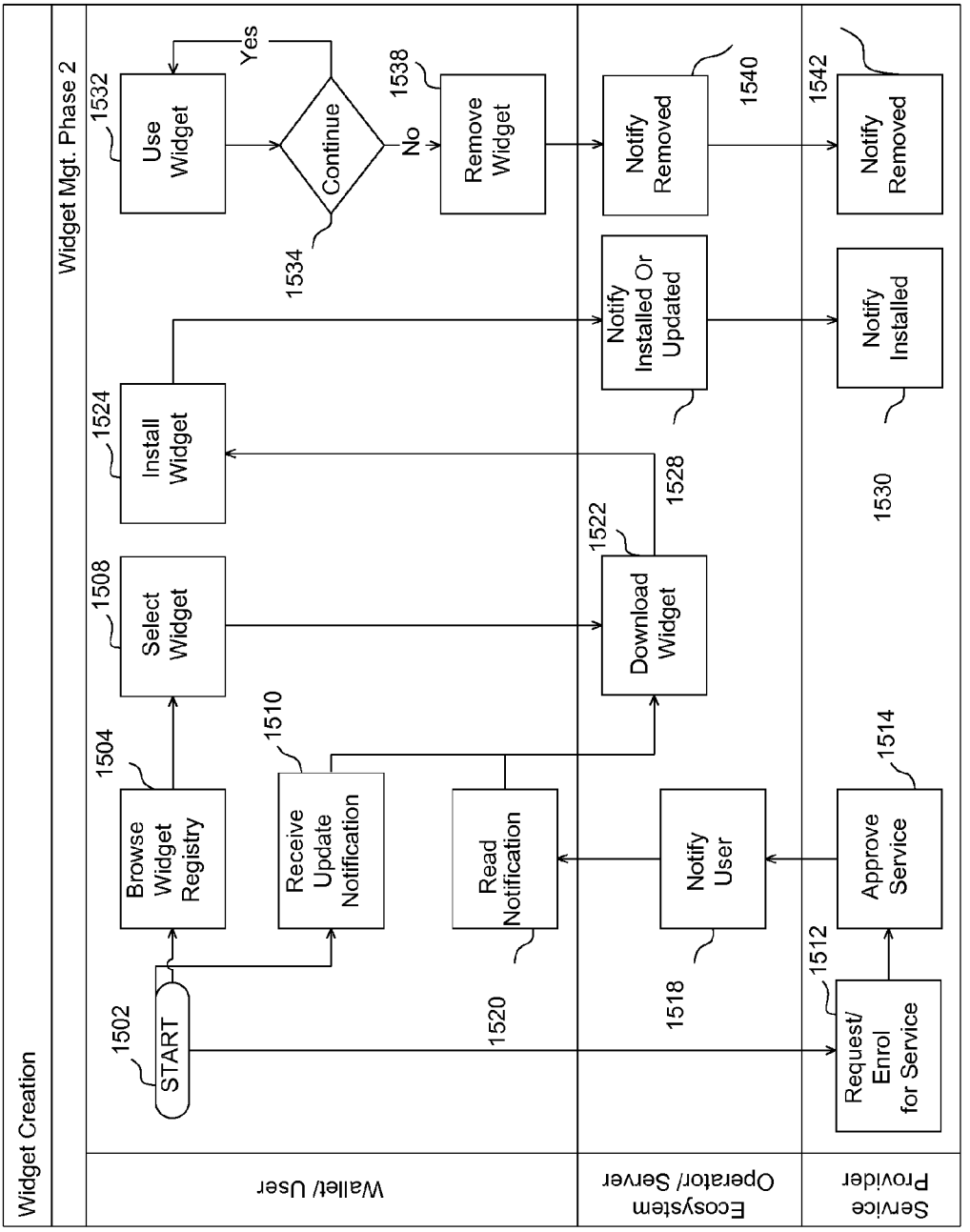
Widget Creation
Widget Mgt. Phase 2
Wallet/ User
Ecosystem Operator/ Server
Service Provider
START
1502
Browse Widget Registry
1504
Select Widget
1508
Receive Update Notification
1510
Read Notification
1520
Install Widget
1524
Use Widget
1532
Continue
1534
Yes
No
Remove Widget
1538
Request/ Enrol for Service
1512
Approve Service
1514
Notify User
1518
Download Widget
1522
1528
Notify Installed Or Updated
Notify Removed
1540
Notify Installed
Notify Removed
1542
1530

FIG. 15

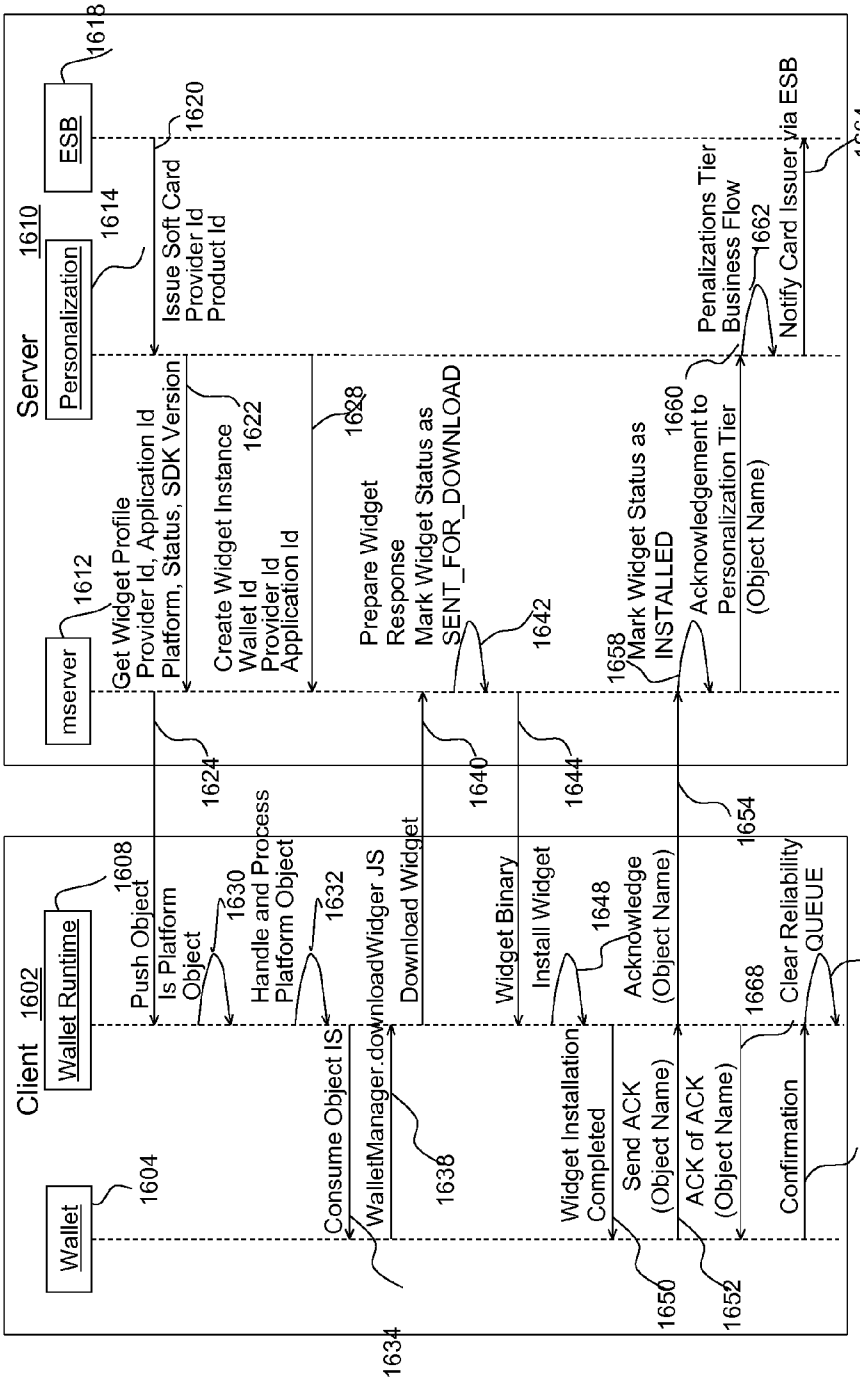
Client 1602
Wallet
1604
Wallet Runtime
1608
Server 1610
mserver
1612
Personalization
1614
ESB
1618
Push Object
Is Platform Object
1630
Handle and Process Platform Object
1632
Get Widget Profile
Provider Id, Application Id
Platform, Status, SDK Version
1624
Issue Soft Card
Provider Id
Product Id
1620
Create Widget Instance
Wallet Id
Provider Id
Application Id
1622
1628
Prepare Widget Response
Mark Widget Status as SENT_FOR_DOWNLOAD
1640
1642
Consume Object IS
WalletManager.downloadWidger JS
1638
Download Widget
Widget Binary
1644
Install Widget
1648
Widget Installation Completed
Send ACK (Object Name)
1650
Mark Widget Status as INSTALLED
1658
Acknowledgement to Personalization Tier (Object Name)
1660
1654
ACK of ACK (Object Name)
1652
1668
Clear Reliability QUEUE
1672
Confirmation
1670
Penalizations Tier Business Flow
1662
Notify Card Issuer via ESB
1664
1634

FIG. 16

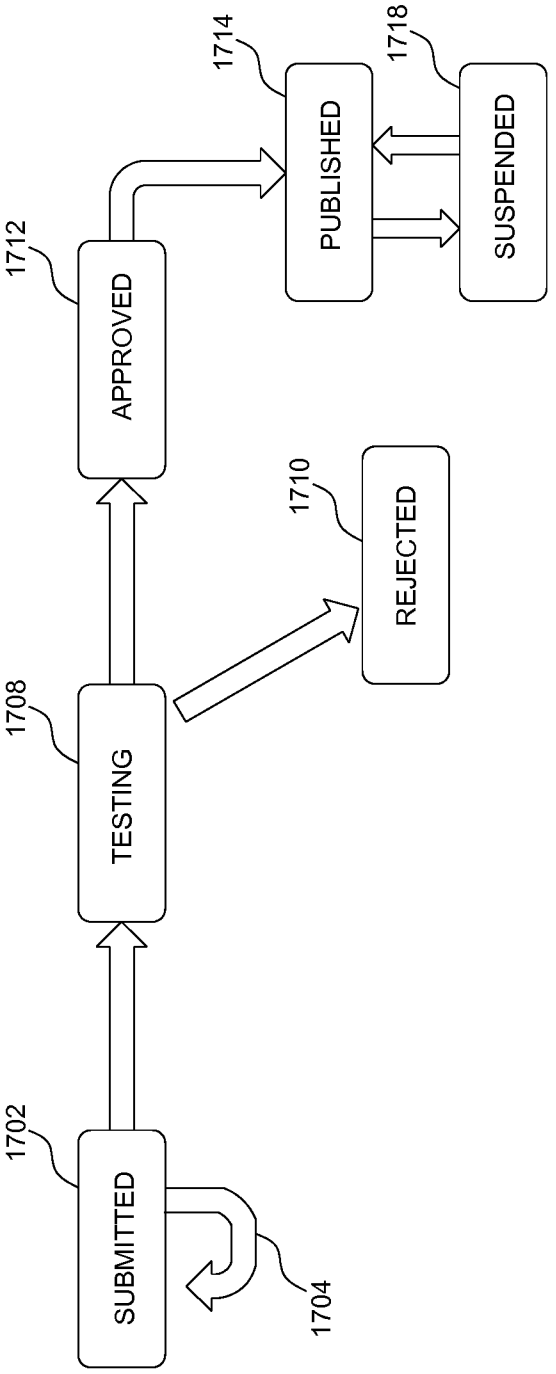
1702
SUBMITTED
1704
1708
TESTING
1710
REJECTED
1712
APPROVED
1714
PUBLISHED
1718
SUSPENDED

FIG. 17

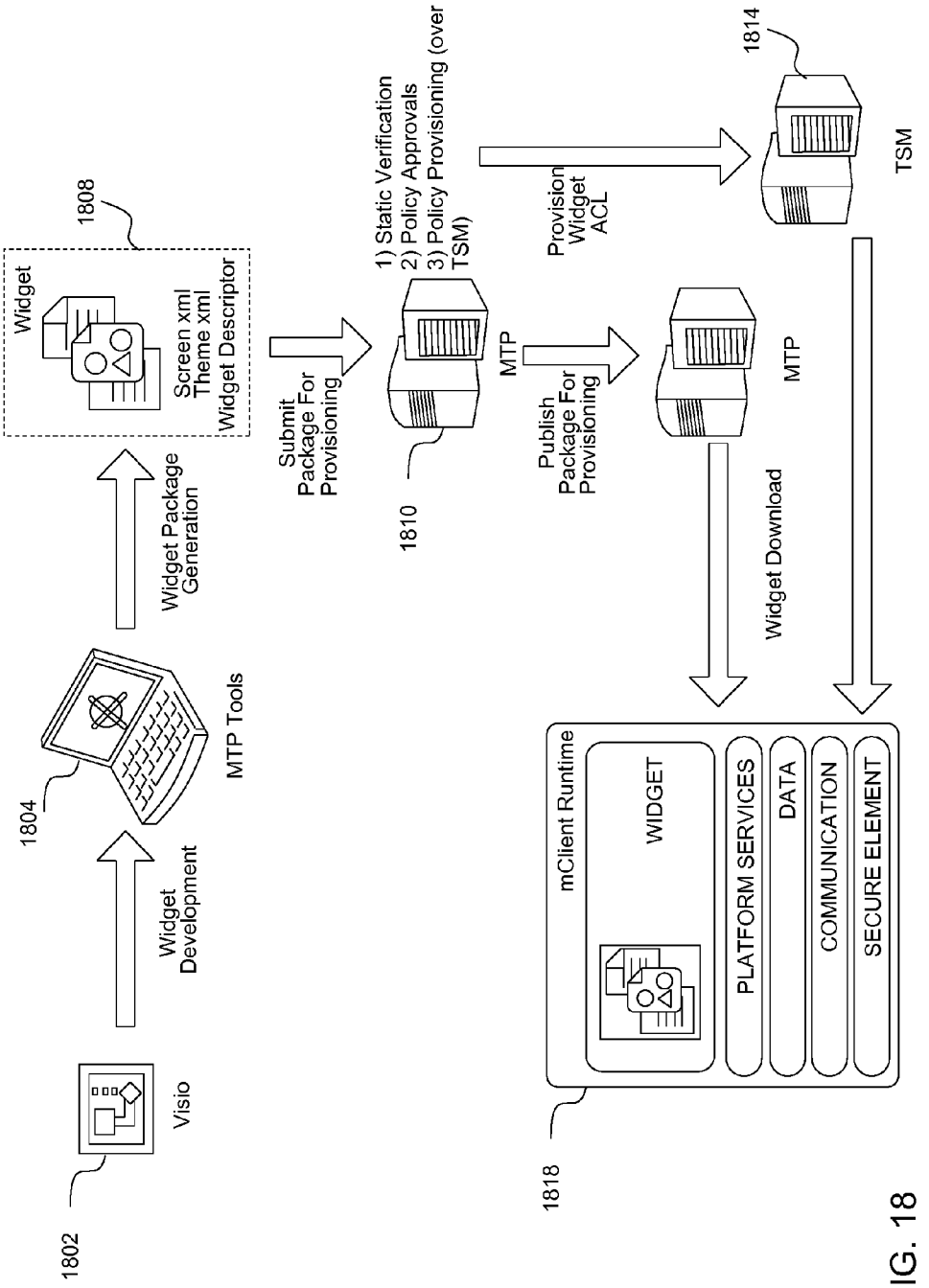
1802
Visio
Widget Development
1804
MTP Tools
Widget Package Generation
1808
Widget
Screen xml
Theme xml
Widget Descriptor
Submit Package For Provisioning
1) Static Verification
2) Policy Approvals
3) Policy Provisioning (over TSM)
1810
MTP
Publish Package For Provisioning
Provision Widget ACL
1814
TSM
MTP
Widget Download
1818
mClient Runtime
WIDGET
PLATFORM SERVICES
DATA
COMMUNICATION
SECURE ELEMENT

FIG. 18

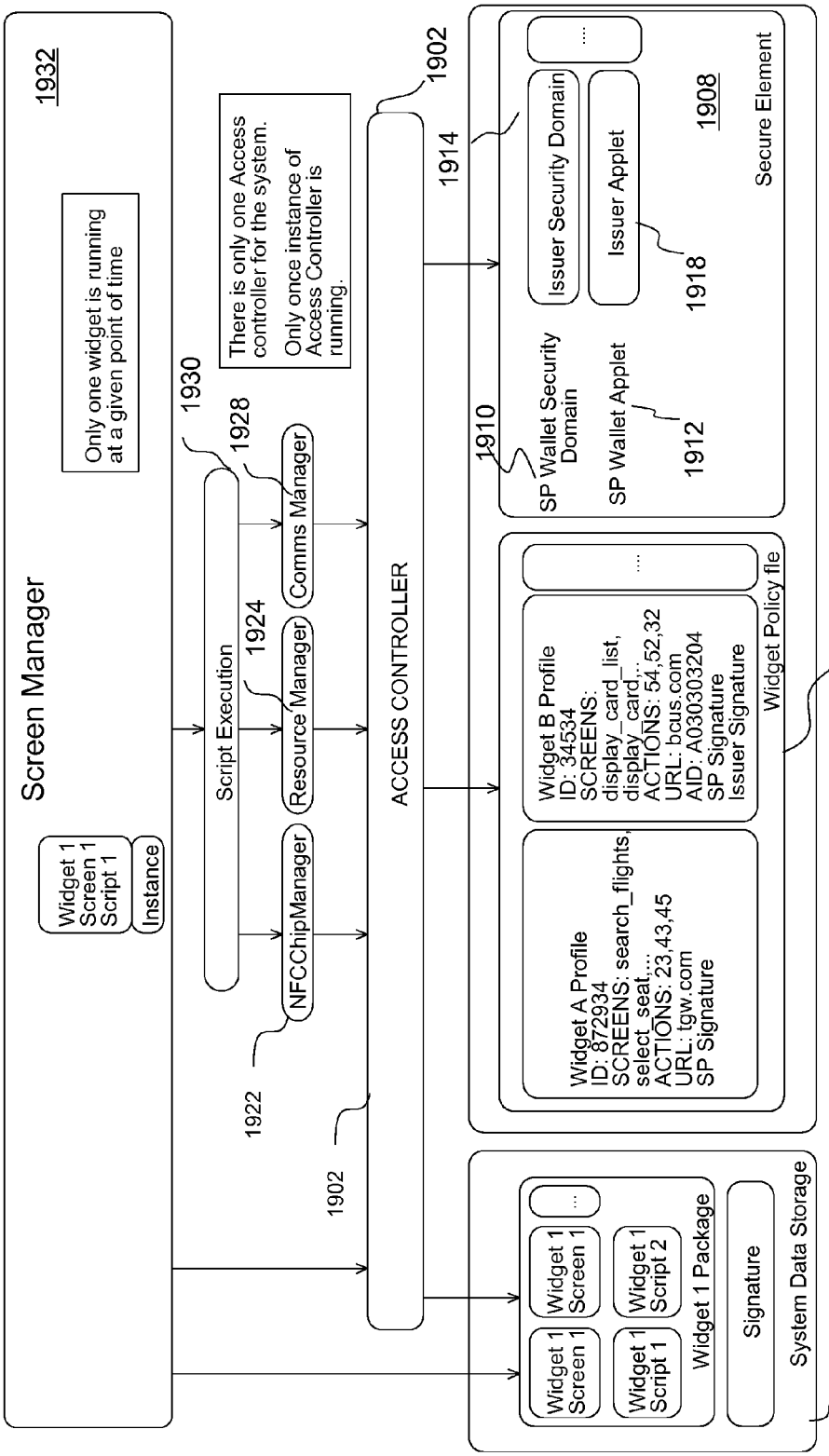
Screen Manager
1932
Only one widget is running at a given point of time
Widget 1 Screen 1 Script 1
Instance
1930
1928
Script Execution
1924
Resource Manager
Comms Manager
There is only one Access controller for the system.
Only once instance of Access Controller is running.
1922
NFCChipManager
1902
ACCESS CONTROLLER
1914
1902
1910
SP Wallet Security Domain
SP Wallet Applet
1912
Issuer Security Domain
Issuer Applet
1918
1908
Secure Element
Widget A Profile
ID: 872934
SCREENS: search_flights, select_seat,...
ACTIONS: 23,43,45
URL: tgw.com
SP Signature
Widget B Profile
ID: 34534
SCREENS: display_card_list, display_card,...
ACTIONS: 54,52,32
URL: bcus.com
AID: A030303204
SP Signature
Issuer Signature
Widget Policy file
1920
Widget 1 Screen 1
Widget 1 Script 1
Widget 1 Package
Widget 1 Screen 1
Widget 1 Script 2
Signature
System Data Storage
1904

FIG. 19

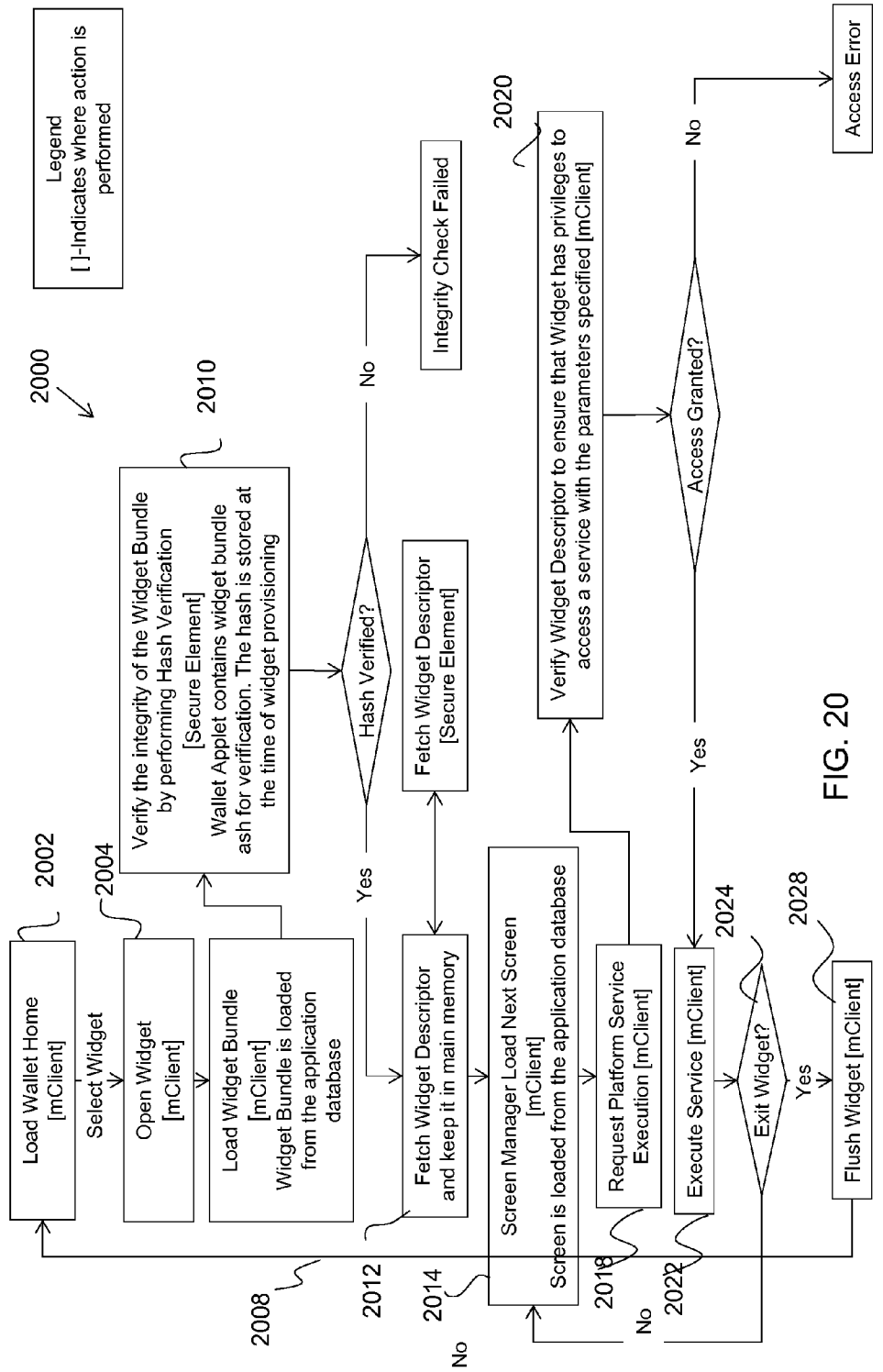
Legend
[ ]-Indicates where action is performed
2000
Load Wallet Home [mClient]
2002
Select Widget
Open Widget [mClient]
2004
Load Widget Bundle [mClient] Widget Bundle is loaded from the application database
Verify the integrity of the Widget Bundle by performing Hash Verification [Secure Element] Wallet Applet contains widget bundle ash for verification. The hash is stored at the time of widget provisioning
2010
Hash Verified?
No
Integrity Check Failed
Yes
Fetch Widget Descriptor [Secure Element]
Fetch Widget Descriptor and keep it in main memory
2012
Screen Manager Load Next Screen [mClient] Screen is loaded from the application database
2014
2008
No
Verify Widget Descriptor to ensure that Widget has privileges to access a service with the parameters specified [mClient]
2020
Request Platform Service Execution [mClient]
2018
Access Granted?
No
Access Error
Yes
Execute Service [mClient]
2024
Exit Widget?
2022
No
Yes
Flush Widget [mClient]
2028

FIG. 20

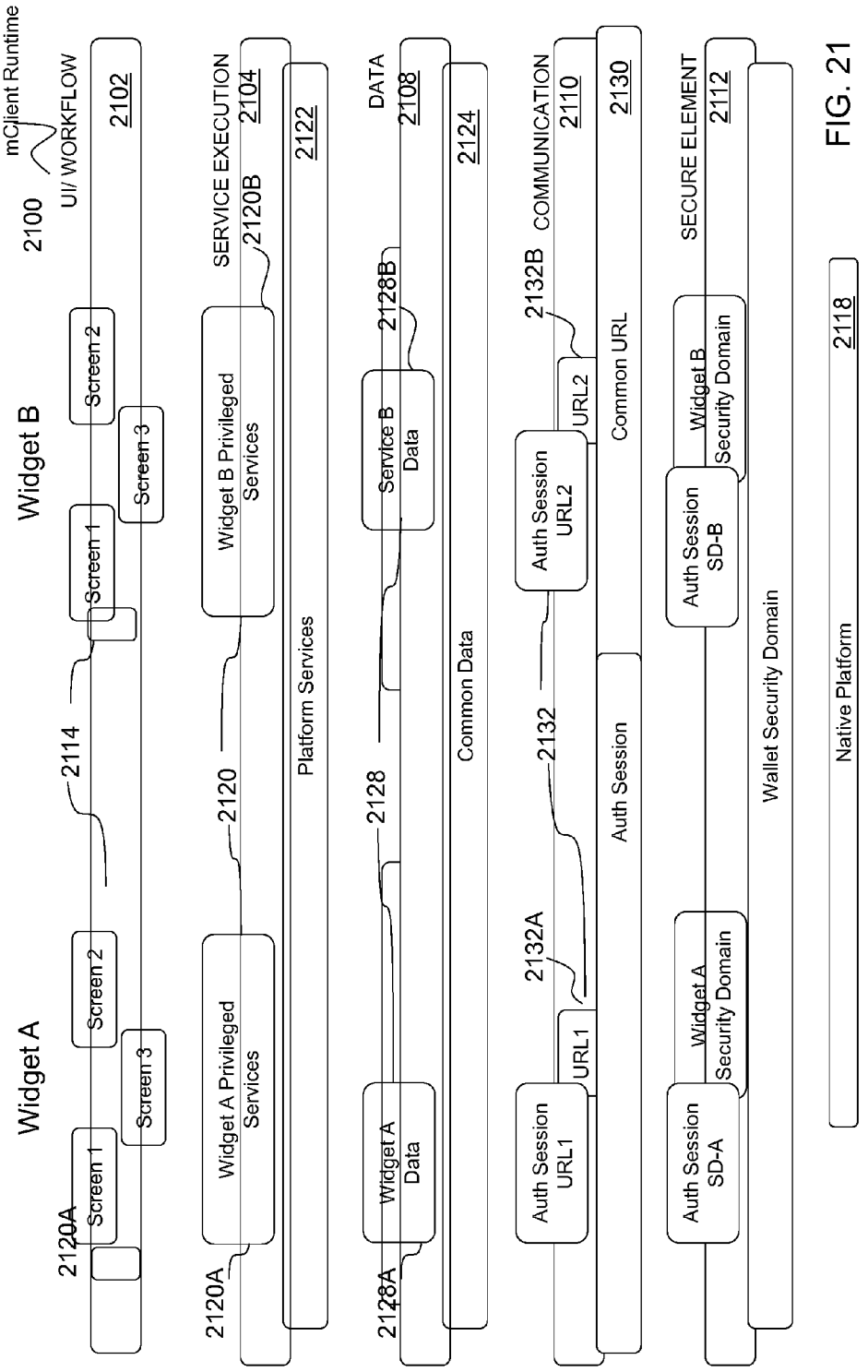
mClient Runtime
2100
UI/ WORKFLOW
2102
Widget A
Screen 1
Screen 2
Screen 3
2120A
2114
Widget B
Screen 1
Screen 2
Screen 3
SERVICE EXECUTION
2104
2120B
Widget A Privileged Services
2120
Widget B Privileged Services
Platform Services
2122
DATA
2108
2128A
Widget A Data
2128
Service B Data
2128B
Common Data
2124
COMMUNICATION
2110
2132B
2132A
Auth Session URL1
URL1
2132
Auth Session URL2
URL2
Auth Session
Common URL
2130
SECURE ELEMENT
2112
Auth Session SD-A
Widget A Security Domain
Auth Session SD-B
Widget B Security Domain
Wallet Security Domain
Native Platform
2118

FIG. 21

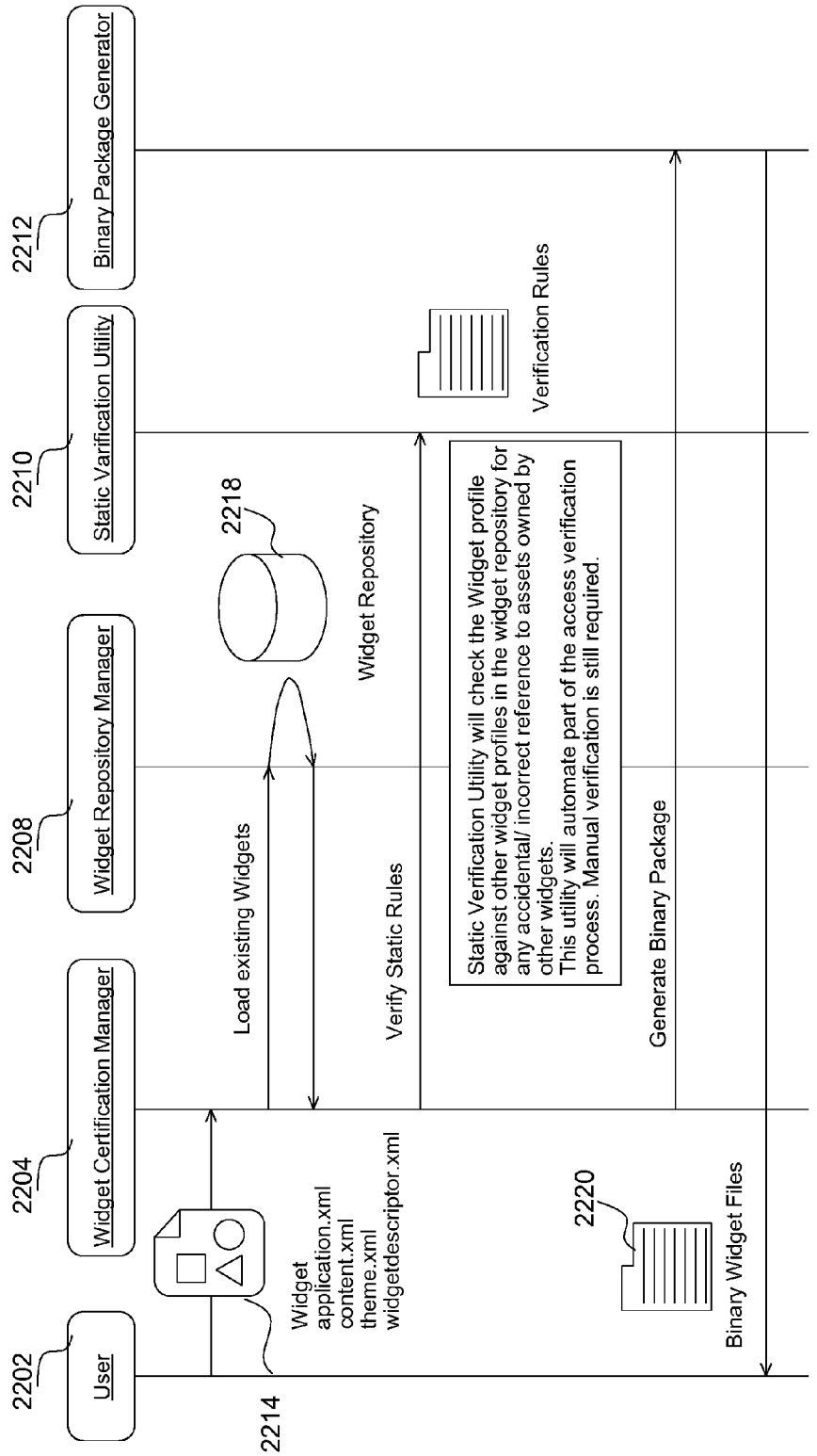
2202
User
2204
Widget Certification Manager
2208
Widget Repository Manager
2210
Static Varification Utility
2212
Binary Package Generator
2214
Widget
application.xml
content.xml
theme.xml
widgetdescriptor.xml
Load existing Widgets
Verify Static Rules
2218
Widget Repository
Verification Rules
Static Verification Utility will check the Widget profile against other widget profiles in the widget repository for any accidental/ incorrect reference to assets owned by other widgets.
This utility will automate part of the access verification process. Manual verification is still required.
Generate Binary Package
2220
Binary Widget Files

FIG. 22

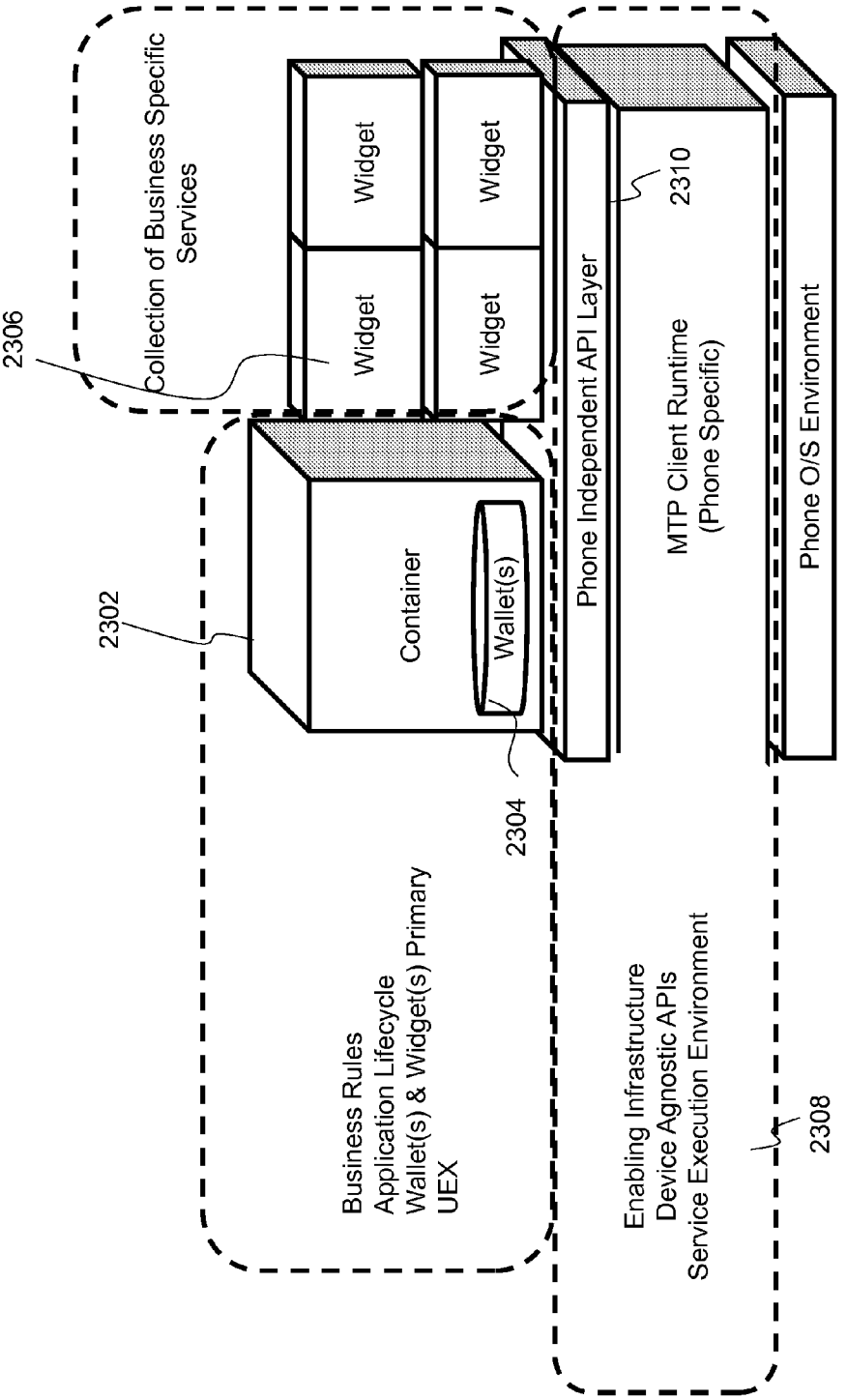
2306
Collection of Business Specific Services
Widget
Widget
Widget
Widget
2302
Container
Wallet(s)
2304
Business Rules
Application Lifecycle
Wallet(s) & Widget(s) Primary
UEX
Phone Independent API Layer
2310
MTP Client Runtime
(Phone Specific)
Phone O/S Environment
Enabling Infrastructure
Device Agnostic APIs
Service Execution Environment
2308

FIG. 23

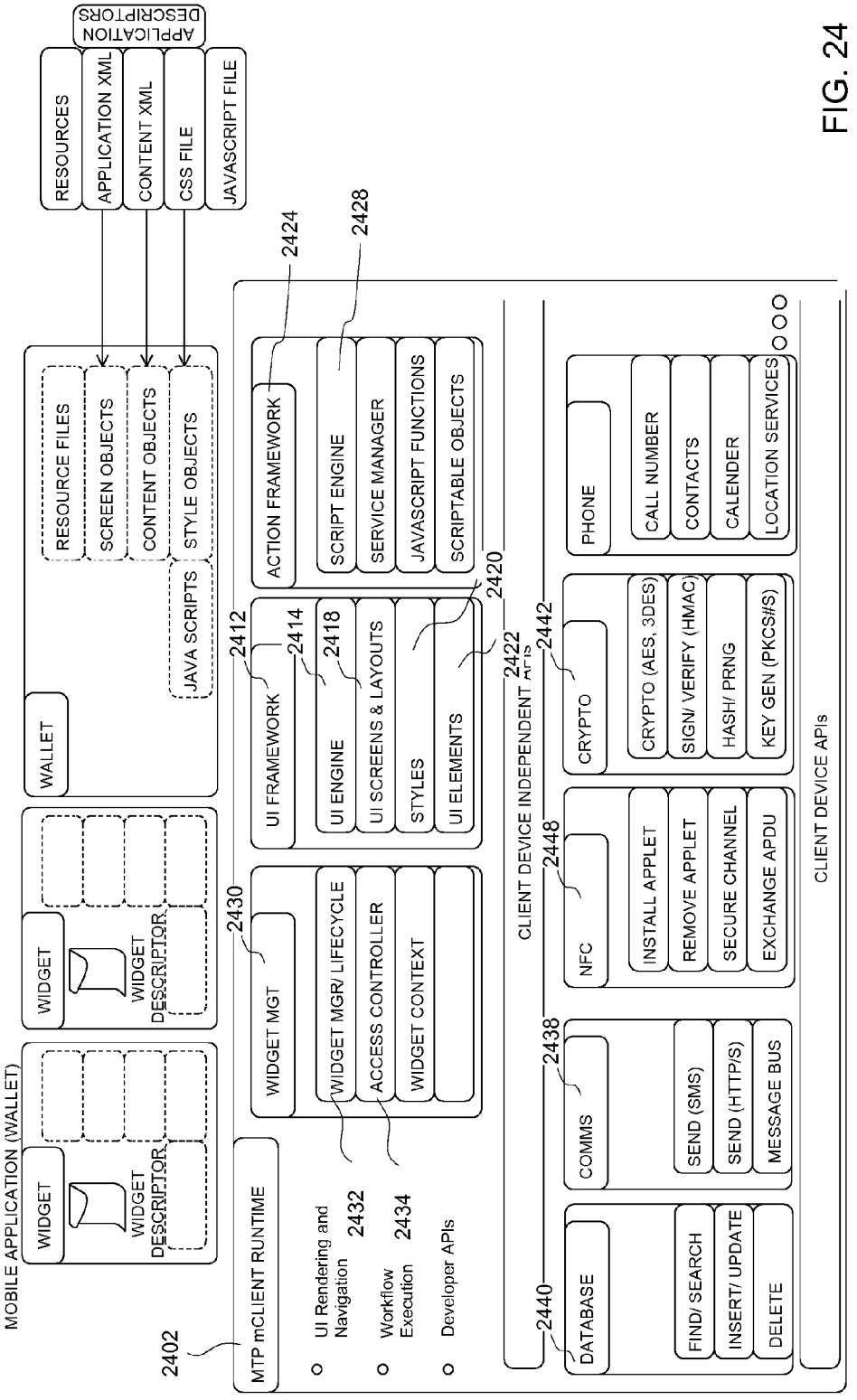
APPLICATION DESCRIPTORS
RESOURCES
APPLICATION XML
CONTENT XML
CSS FILE
JAVASCRIPT FILE
MOBILE APPLICATION (WALLET)
WIDGET
WIDGET DESCRIPTOR
WALLET
RESOURCE FILES
SCREEN OBJECTS
CONTENT OBJECTS
STYLE OBJECTS
JAVA SCRIPTS
2402
MTP mCLIENT RUNTIME
UI Rendering and Navigation
2432
Workflow Execution
2434
Developer APIs
2430
WIDGET MGT
WIDGET MGR/ LIFECYCLE
ACCESS CONTROLLER
WIDGET CONTEXT
2412
UI FRAMEWORK
2414
UI ENGINE
2418
UI SCREENS & LAYOUTS
STYLES
UI ELEMENTS
2420
2422
2424
ACTION FRAMEWORK
2428
SCRIPT ENGINE
SERVICE MANAGER
JAVASCRIPT FUNCTIONS
SCRIPTABLE OBJECTS
CLIENT DEVICE INDEPENDENT APIs
2440
DATABASE
FIND/ SEARCH
INSERT/ UPDATE
DELETE
2438
COMMS
SEND (SMS)
SEND (HTTP/S)
MESSAGE BUS
2448
NFC
INSTALL APPLET
REMOVE APPLET
SECURE CHANNEL
EXCHANGE APDU
2442
CRYPTO
CRYPTO (AES, 3DES)
SIGN/ VERIFY (HMAC)
HASH/ PRNG
KEY GEN (PKCS#S)
PHONE
CALL NUMBER
CONTACTS
CALENDER
LOCATION SERVICES
CLIENT DEVICE APIs

FIG. 24

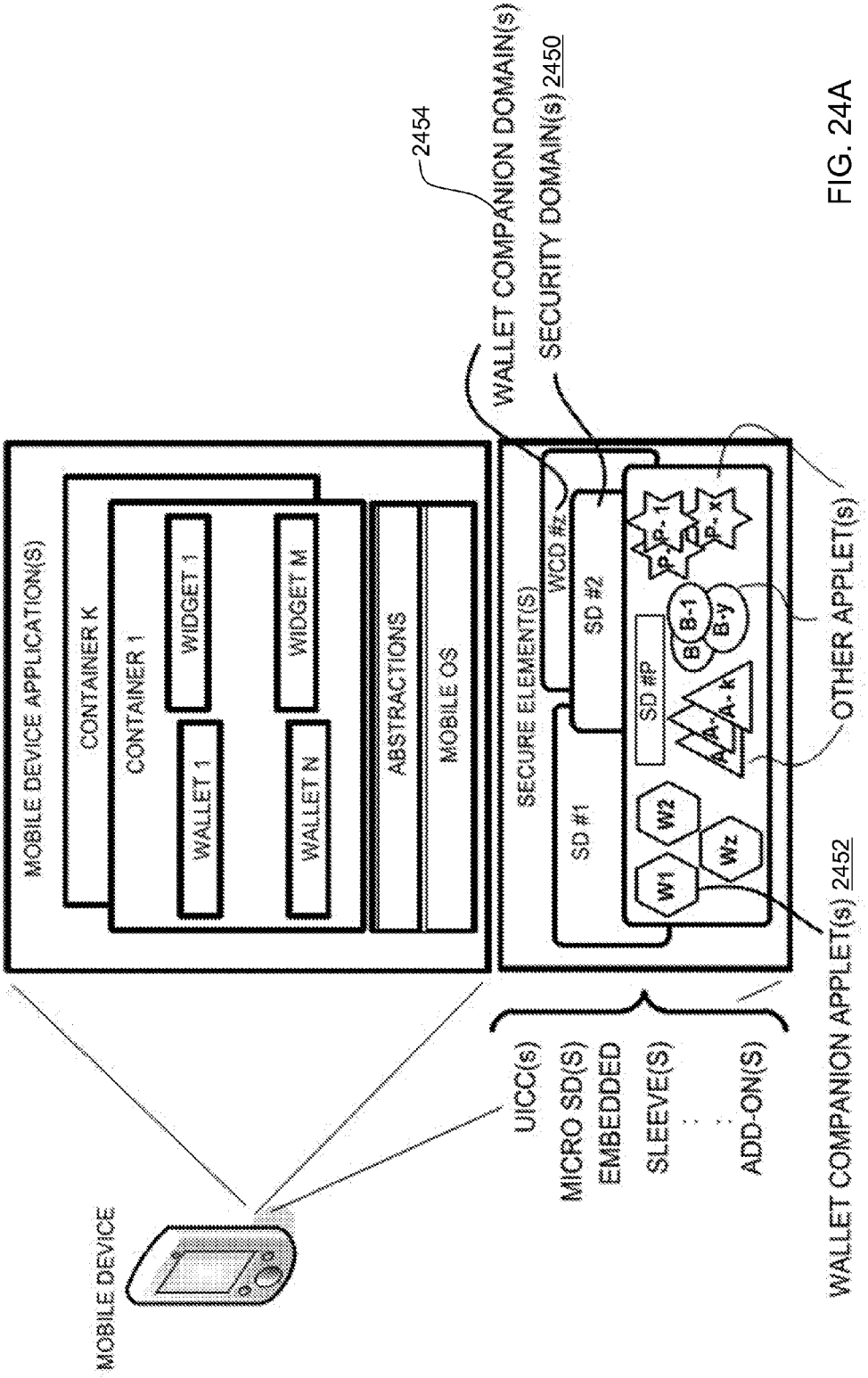
MOBILE DEVICE
MOBILE DEVICE APPLICATION(S)
CONTAINER K
CONTAINER 1
WIDGET 1
WIDGET M
WALLET 1
WALLET N
ABSTRACTIONS
MOBILE OS
2454
WALLET COMPANION DOMAIN(s)
SECURITY DOMAIN(s) 2450
SECURE ELEMENT(S)
WCD #z
SD #1
SD #2
SD #P
W1
W2
Wz
B-1
B-y
OTHER APPLET(s)
WALLET COMPANION APPLET(s) 2452
UICC(s)
MICRO SD(S)
EMBEDDED
SLEEVE(S)
ADD-ON(S)

FIG. 24A

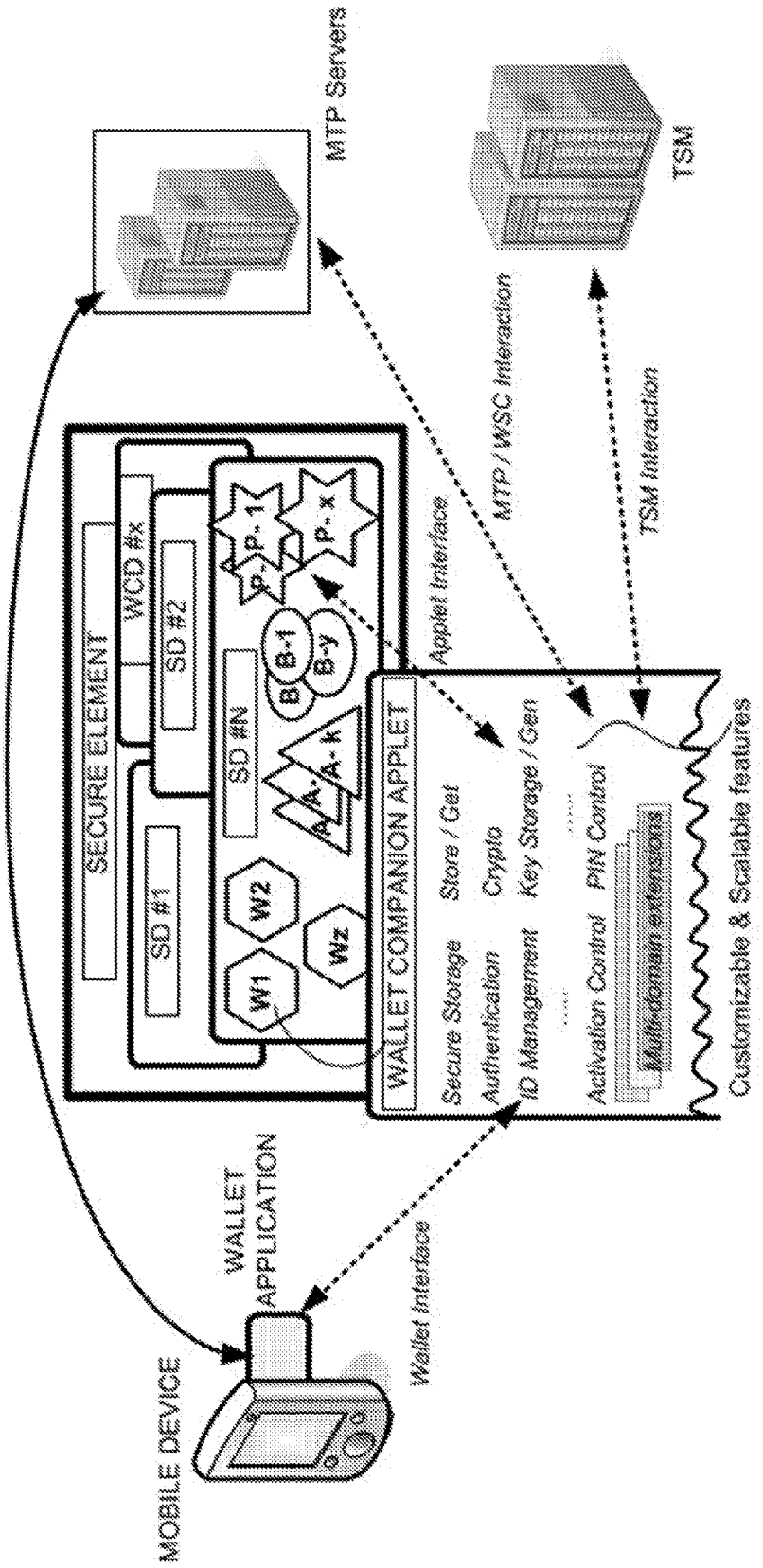
MTP Servers
TSM
MTP / WSC Interaction
TSM Interaction
Applet Interface
SECURE ELEMENT
WCD #x
SD #1
SD #2
SD #N
W1
W2
Wz
A-1
A-k
B-1
B-y
P-1
P-x
WALLET COMPANION APPLET
Secure Storage
Store / Get
Authentication
Crypto
ID Management
Key Storage / Gen
Activation Control
PIN Control
Multi-domain extensions
Customizable & Scalable features
WALLET APPLICATION
Wallet Interface
MOBILE DEVICE

FIG. 24B

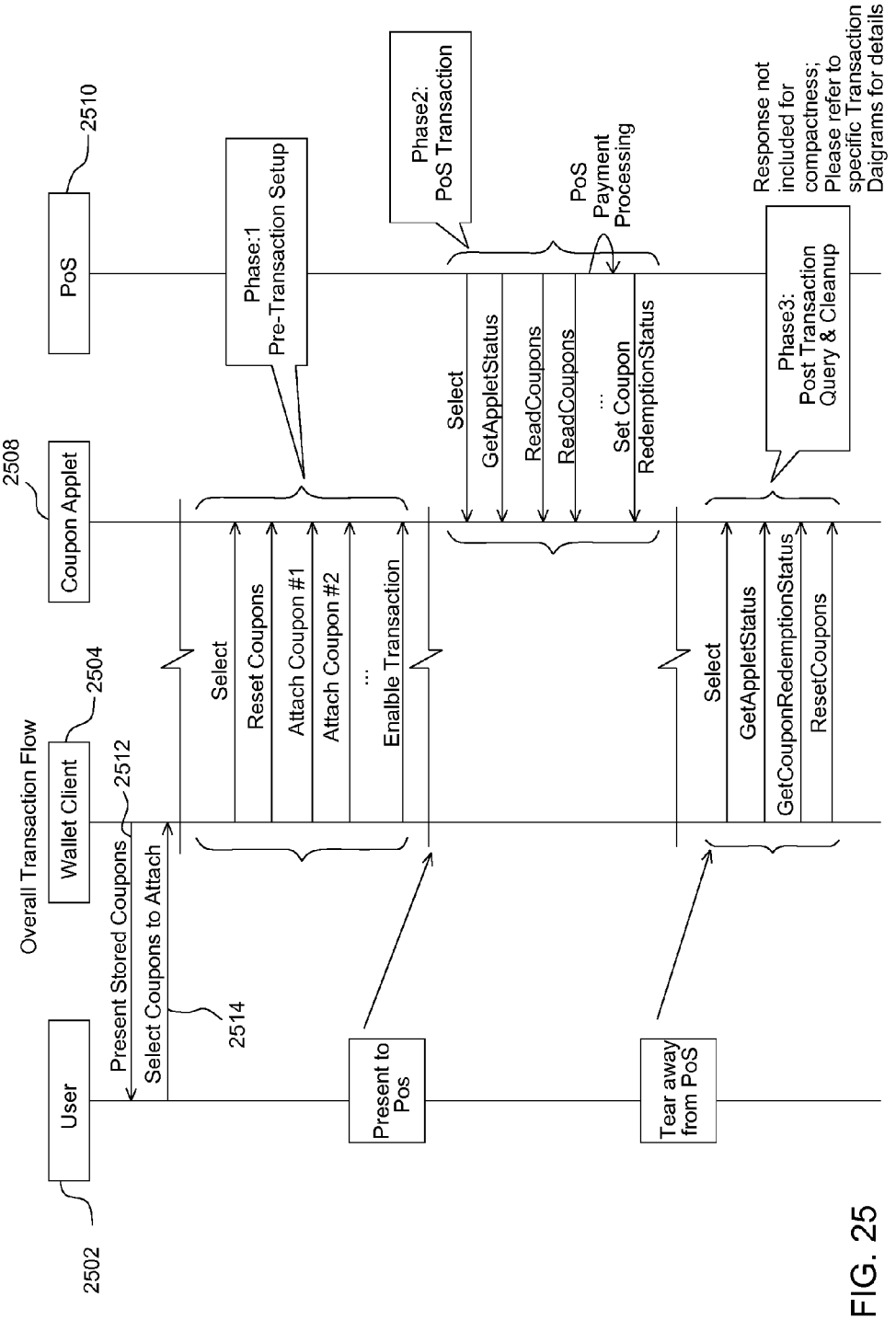
Overall Transaction Flow
User
Wallet Client
Coupon Applet
PoS
2502
2504
2508
2510
2512
2514
Present Stored Coupons
Select Coupons to Attach
Present to Pos
Tear away from PoS
Select
Reset Coupons
Attach Coupon #1
Attach Coupon #2
...
Enalble Transaction
Phase:1 Pre-Transaction Setup
Phase2: PoS Transaction
PoS Payment Processing
Select
GetAppletStatus
ReadCoupons
ReadCoupons
...
Set Coupon RedemptionStatus
Response not included for compactness; Please refer to specific Transaction Daigrams for details
Phase3: Post Transaction Query & Cleanup
Select
GetAppletStatus
GetCouponRedemptionStatus
ResetCoupons

FIG. 25

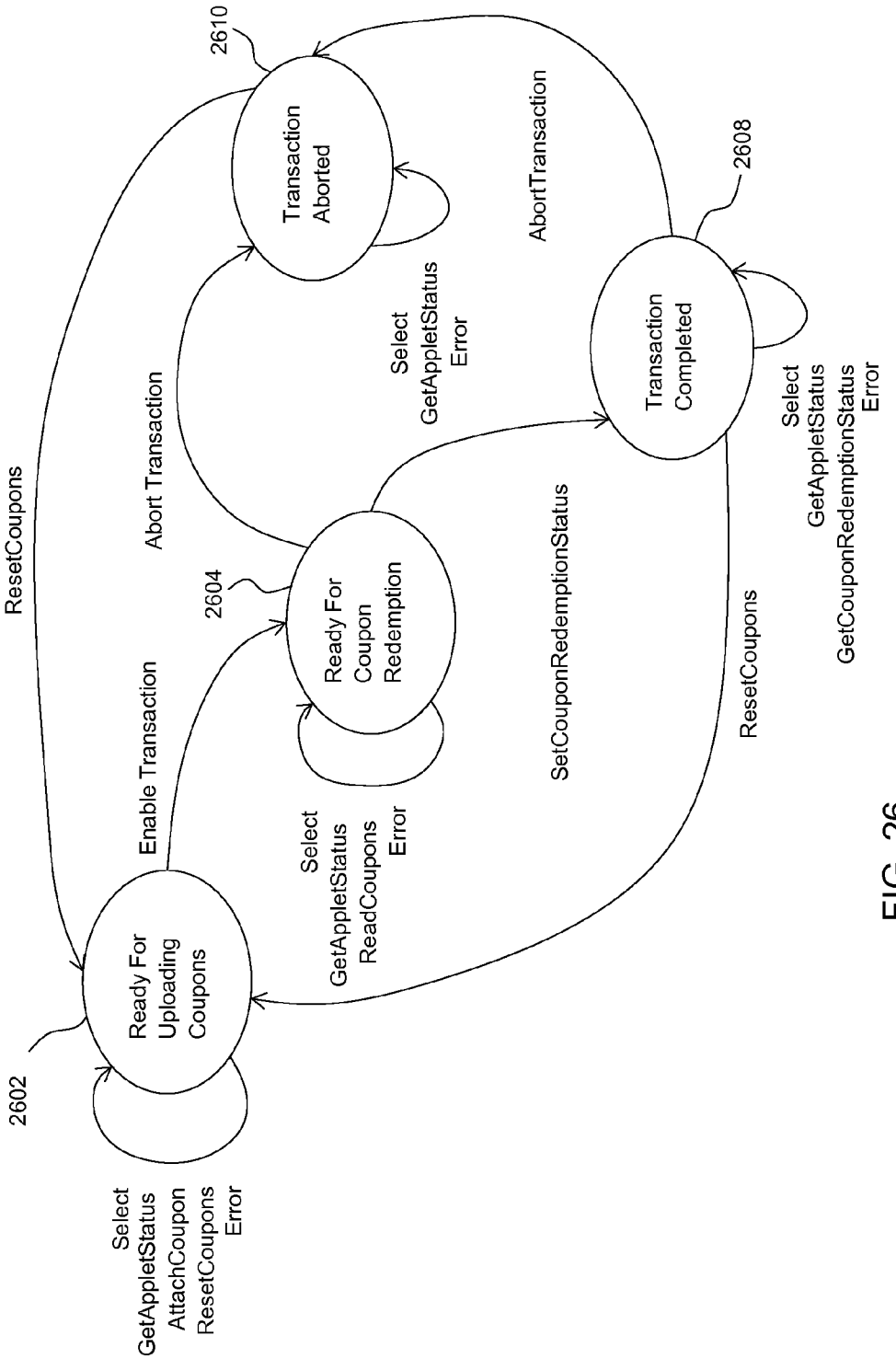
2602
Ready For Uploading Coupons
Select GetAppletStatus AttachCoupon ResetCoupons Error
Enable Transaction
2604
Ready For Coupon Redemption
Select GetAppletStatus ReadCoupons Error
Abort Transaction
2610
Transaction Aborted
Select GetAppletStatus Error
AbortTransaction
2608
Transaction Completed
Select GetAppletStatus GetCouponRedemptionStatus Error
SetCouponRedemptionStatus
ResetCoupons
ResetCoupons

FIG. 26

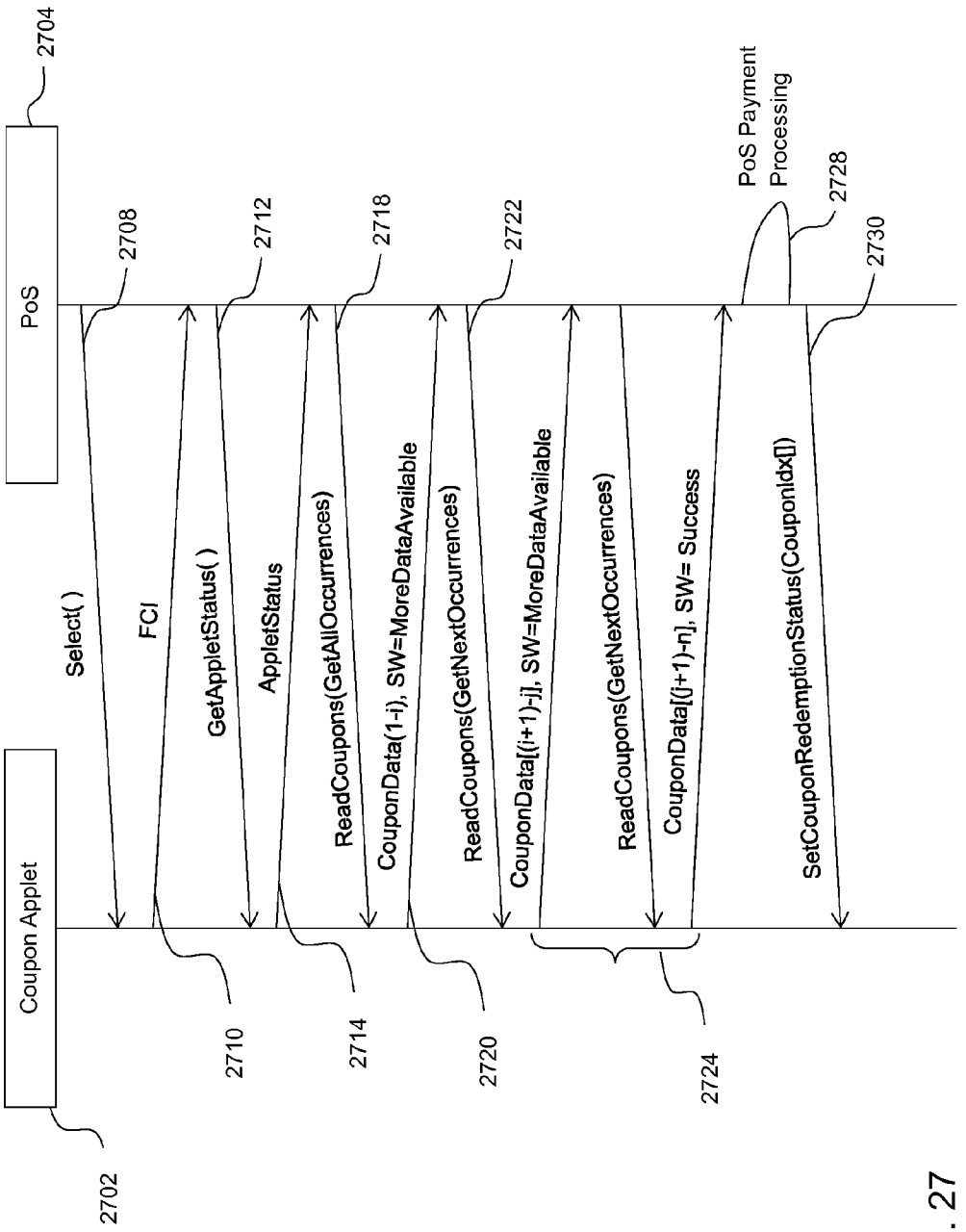
PoS
2704
Coupon Applet
2702
Select( )
2708
FCI
2710
GetAppletStatus( )
2712
AppletStatus
ReadCoupons(GetAllOccurrences)
2714
CouponData(1-i), SW=MoreDataAvailable
ReadCoupons(GetNextOccurrences)
2718
2720
CouponData[(i+1)-j], SW=MoreDataAvailable
2722
ReadCoupons(GetNextOccurrences)
CouponData[(j+1)-n], SW= Success
2724
PoS Payment Processing
2728
SetCouponRedemptionStatus(CouponIdx[])
2730

FIG. 27

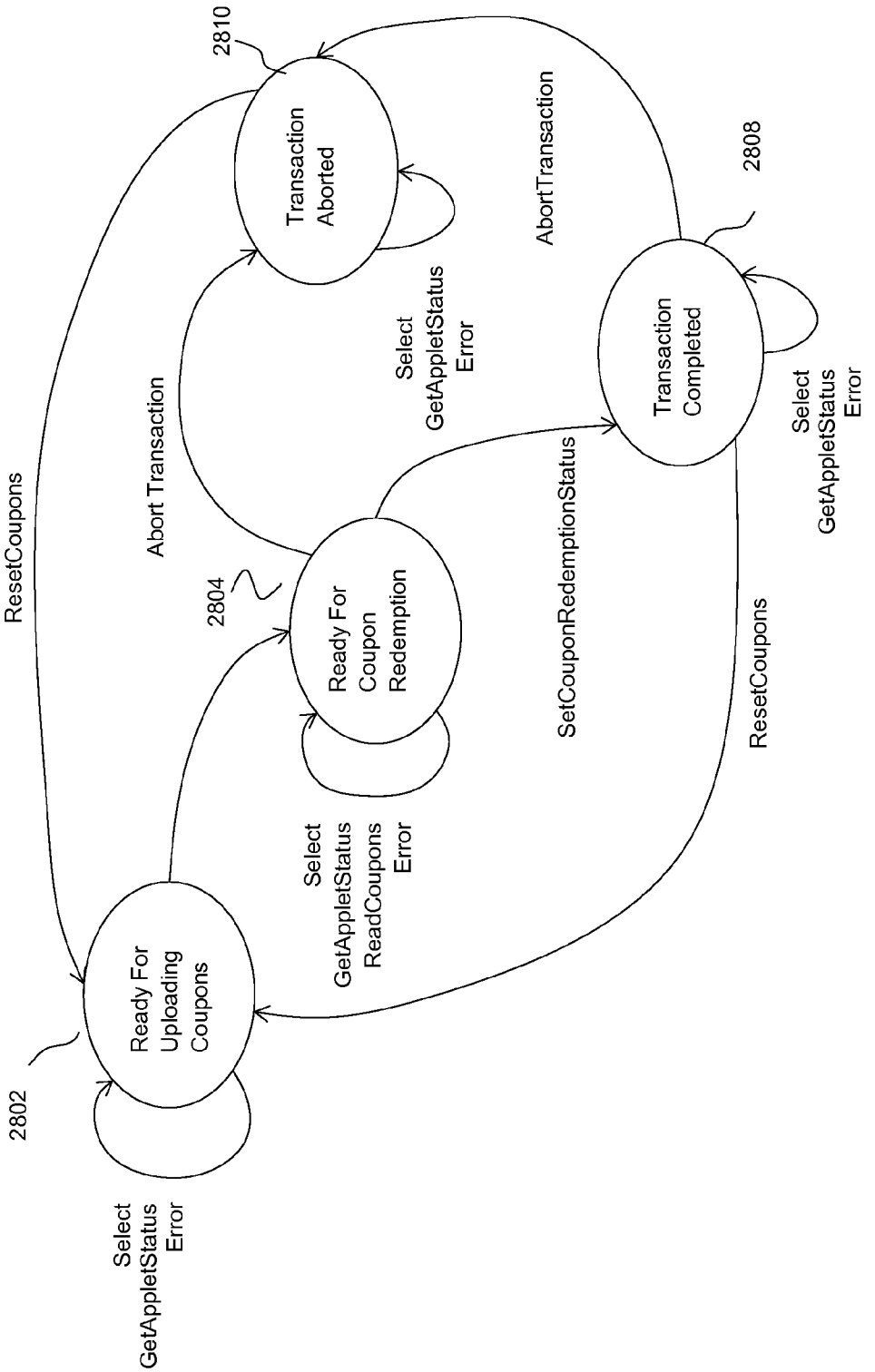
2802
Ready For Uploading Coupons
Select GetAppletStatus Error
2804
Ready For Coupon Redemption
Select GetAppletStatus ReadCoupons Error
2808
Transaction Completed
Select GetAppletStatus Error
2810
Transaction Aborted
Select GetAppletStatus Error
ResetCoupons
Abort Transaction
SetCouponRedemptionStatus
AbortTransaction
ResetCoupons

FIG. 28

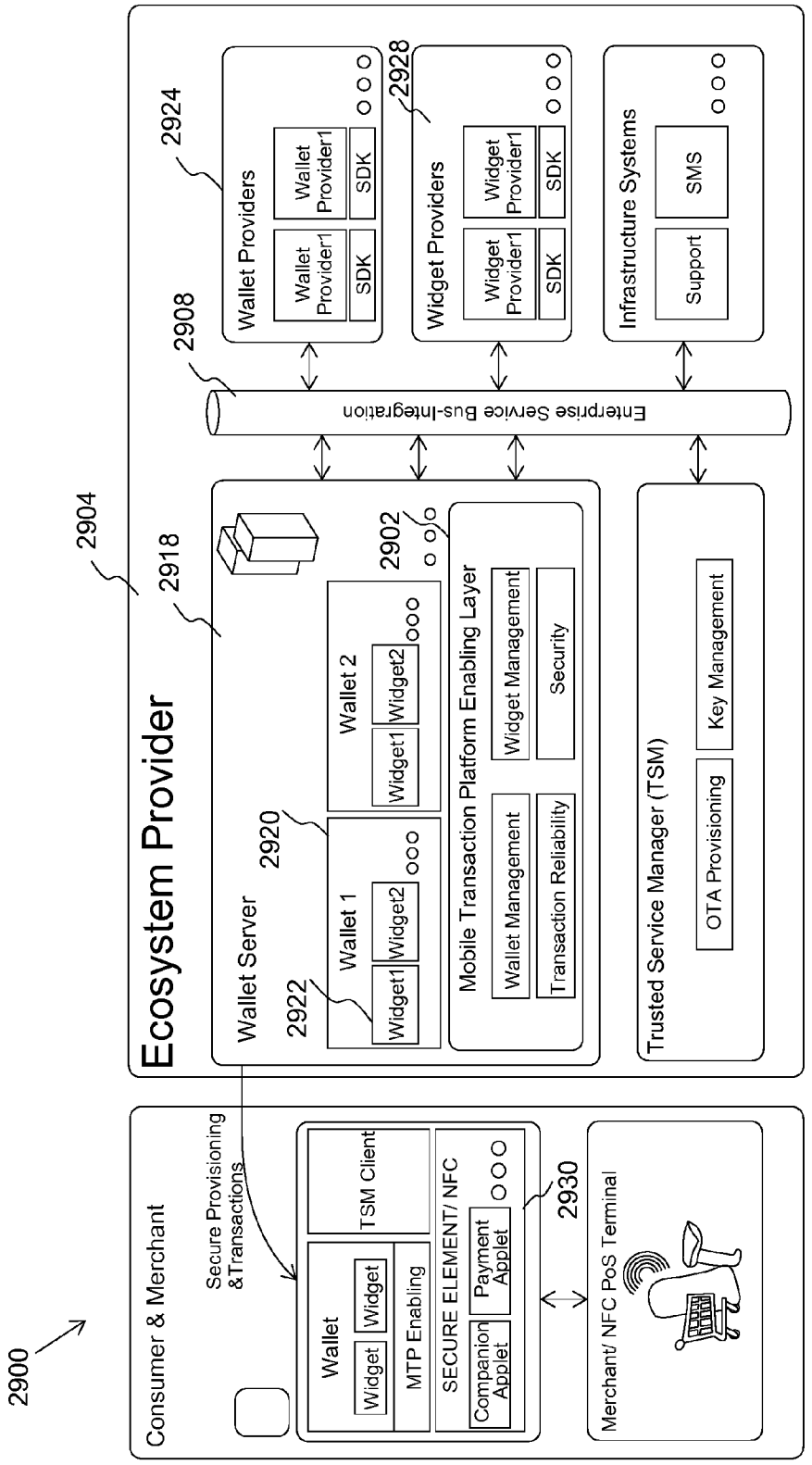
2900
Consumer & Merchant
Secure Provisioning &Transactions
Wallet
Widget
Widget
MTP Enabling
TSM Client
SECURE ELEMENT/ NFC
Companion Applet
Payment Applet
2930
Merchant/ NFC PoS Terminal
2904
Ecosystem Provider
2918
Wallet Server
2920
Wallet 1
Widget1
Widget2
2922
Wallet 2
Widget1
Widget2
2902
Mobile Transaction Platform Enabling Layer
Wallet Management
Transaction Reliability
Widget Management
Security
Trusted Service Manager (TSM)
OTA Provisioning
Key Management
2908
Enterprise Service Bus-Integration
2924
Wallet Providers
Wallet Provider1
SDK
Wallet Provider1
SDK
2928
Widget Providers
Widget Provider1
SDK
Widget Provider1
SDK
Infrastructure Systems
Support
SMS

FIG. 29

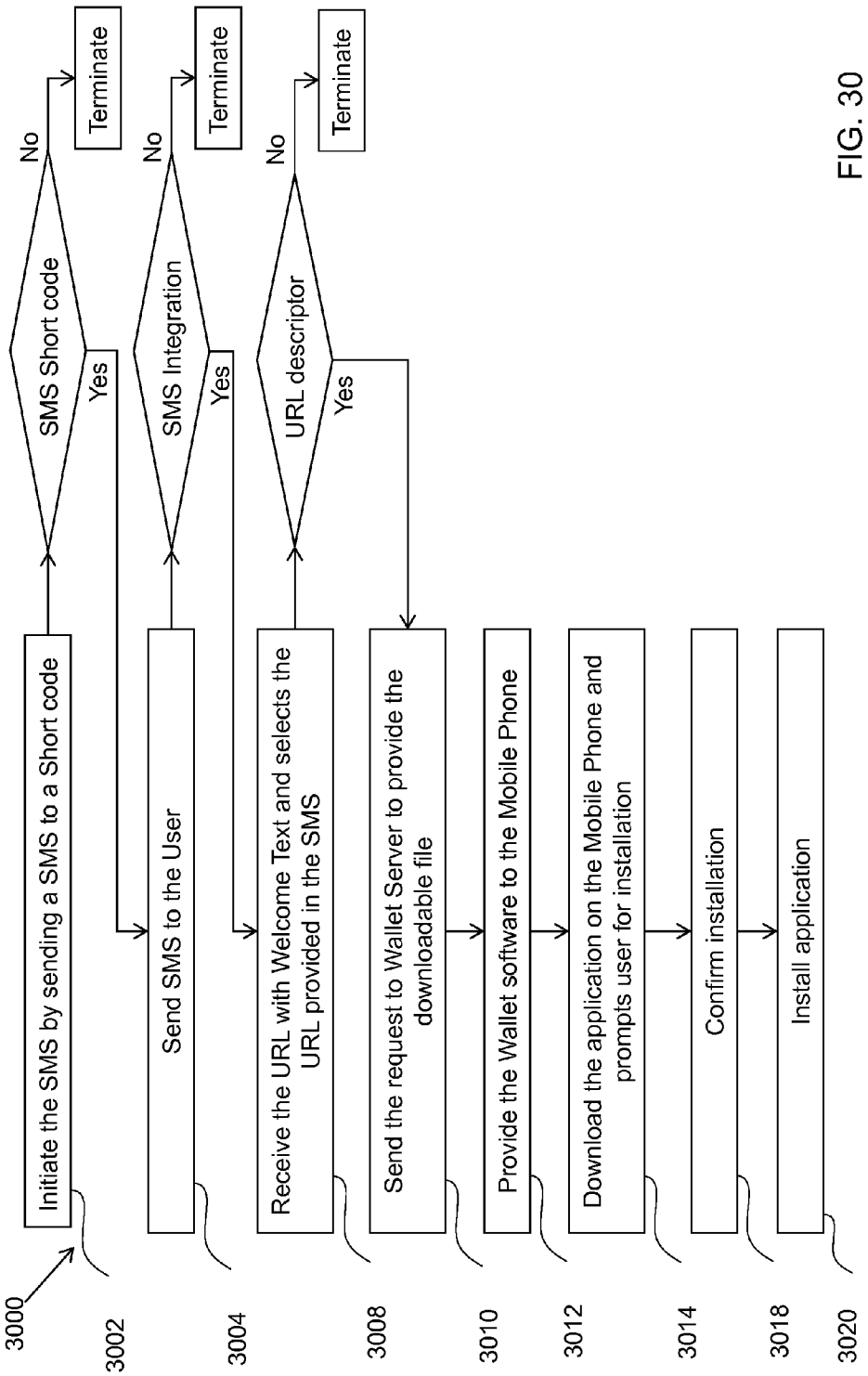
3000
Initiate the SMS by sending a SMS to a Short code
3002
SMS Short code
No
Terminate
Yes
Send SMS to the User
3004
SMS Integration
No
Terminate
Yes
Receive the URL with Welcome Text and selects the URL provided in the SMS
3008
URL descriptor
No
Terminate
Yes
Send the request to Wallet Server to provide the downloadable file
3010
Provide the Wallet software to the Mobile Phone
3012
Download the application on the Mobile Phone and prompts user for installation
3014
Confirm installation
3018
Install application
3020

FIG. 30

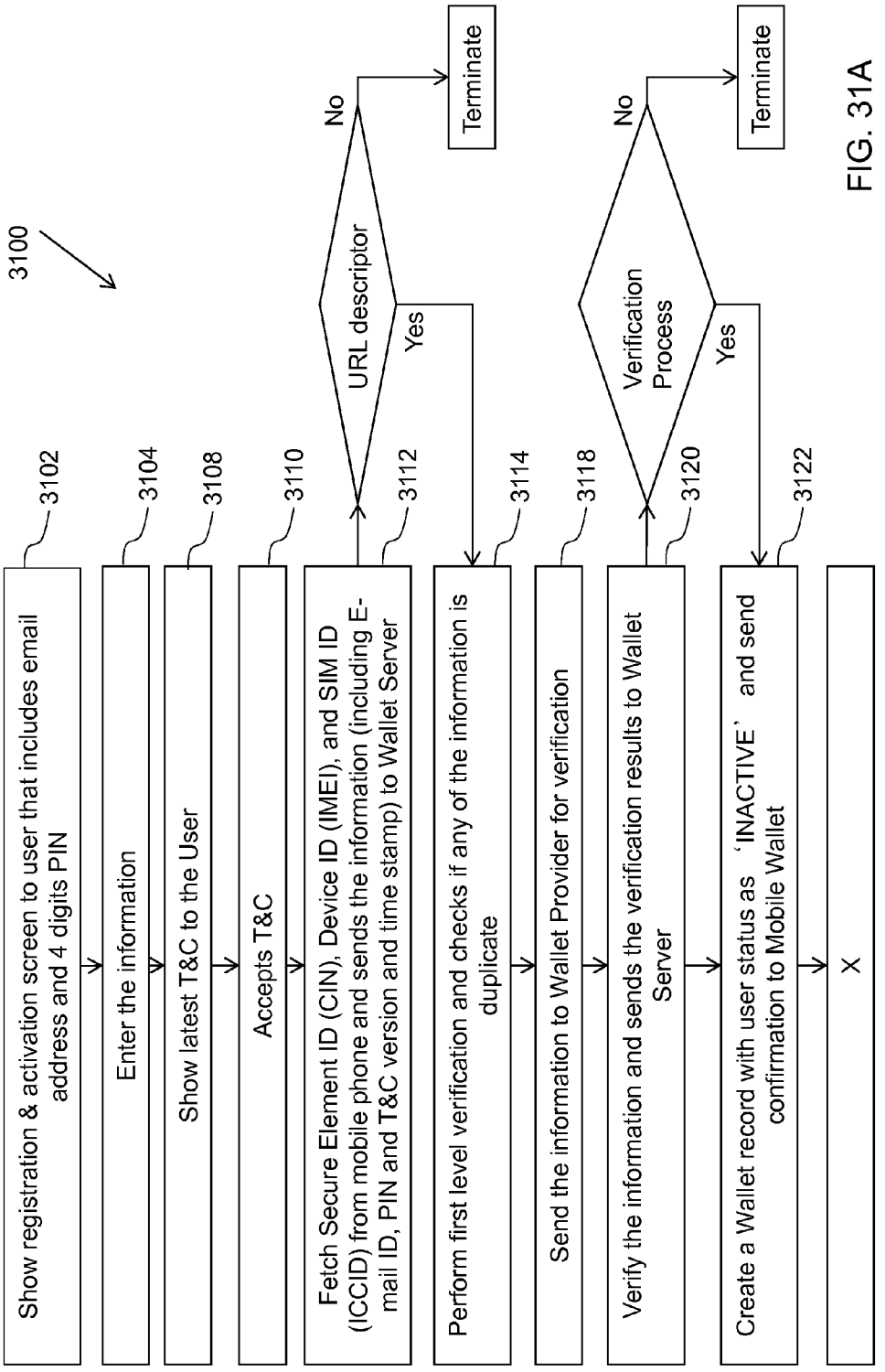
3100
3102
Show registration & activation screen to user that includes email address and 4 digits PIN
3104
Enter the information
3108
Show latest T&C to the User
3110
Accepts T&C
3112
Fetch Secure Element ID (CIN), Device ID (IMEI), and SIM ID (ICCID) from mobile phone and sends the information (including E-mail ID, PIN and T&C version and time stamp) to Wallet Server
URL descriptor
No
Terminate
Yes
3114
Perform first level verification and checks if any of the information is duplicate
3118
Send the information to Wallet Provider for verification
3120
Verify the information and sends the verification results to Wallet Server
Verification Process
No
Terminate
Yes
3122
Create a Wallet record with user status as 'INACTIVE' and send confirmation to Mobile Wallet
X

FIG. 31A

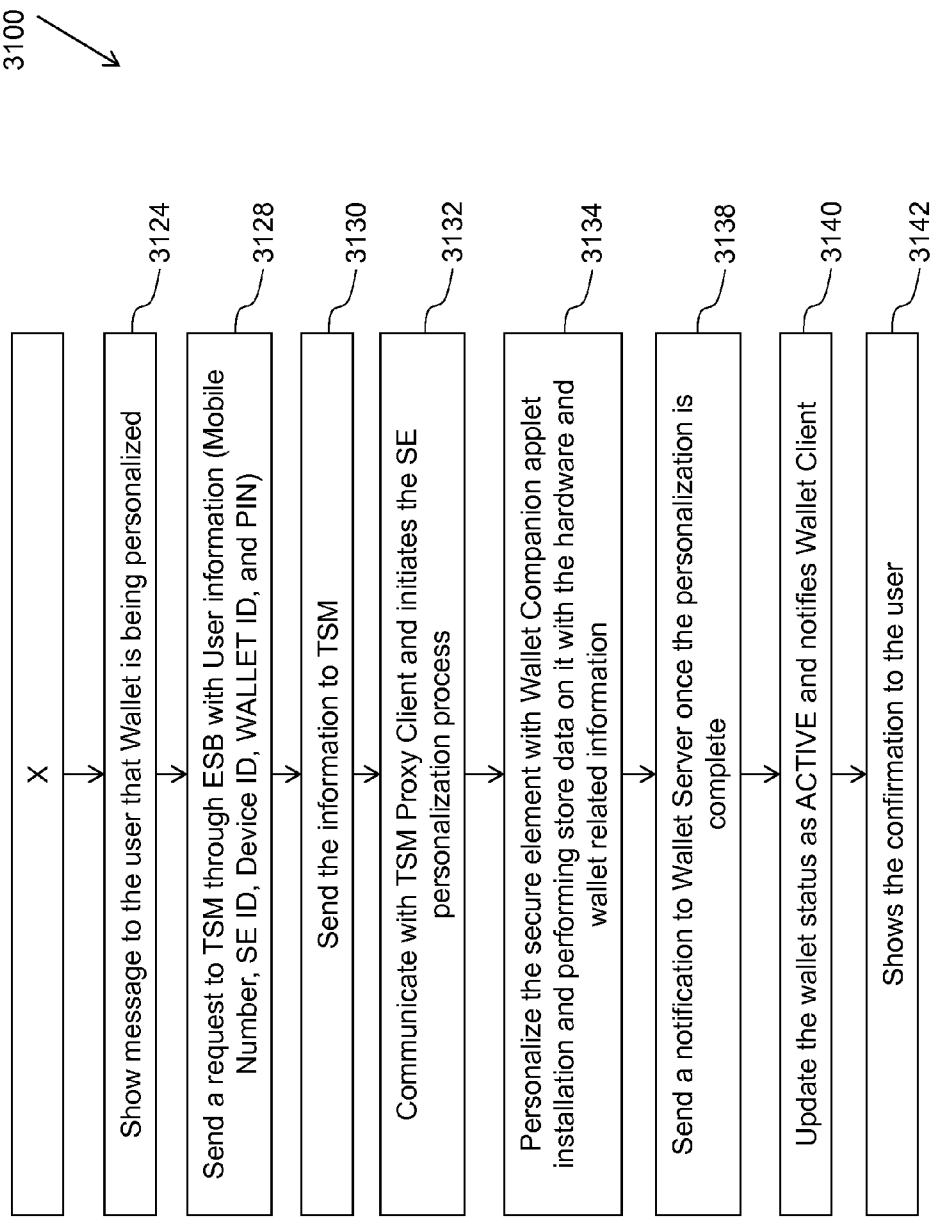
3100
X
Show message to the user that Wallet is being personalized
3124
Send a request to TSM through ESB with User information (Mobile Number, SE ID, Device ID, WALLET ID, and PIN)
3128
Send the information to TSM
3130
Communicate with TSM Proxy Client and initiates the SE personalization process
3132
Personalize the secure element with Wallet Companion applet installation and performing store data on it with the hardware and wallet related information
3134
Send a notification to Wallet Server once the personalization is complete
3138
Update the wallet status as ACTIVE and notifies Wallet Client
3140
Shows the confirmation to the user
3142

FIG. 31B

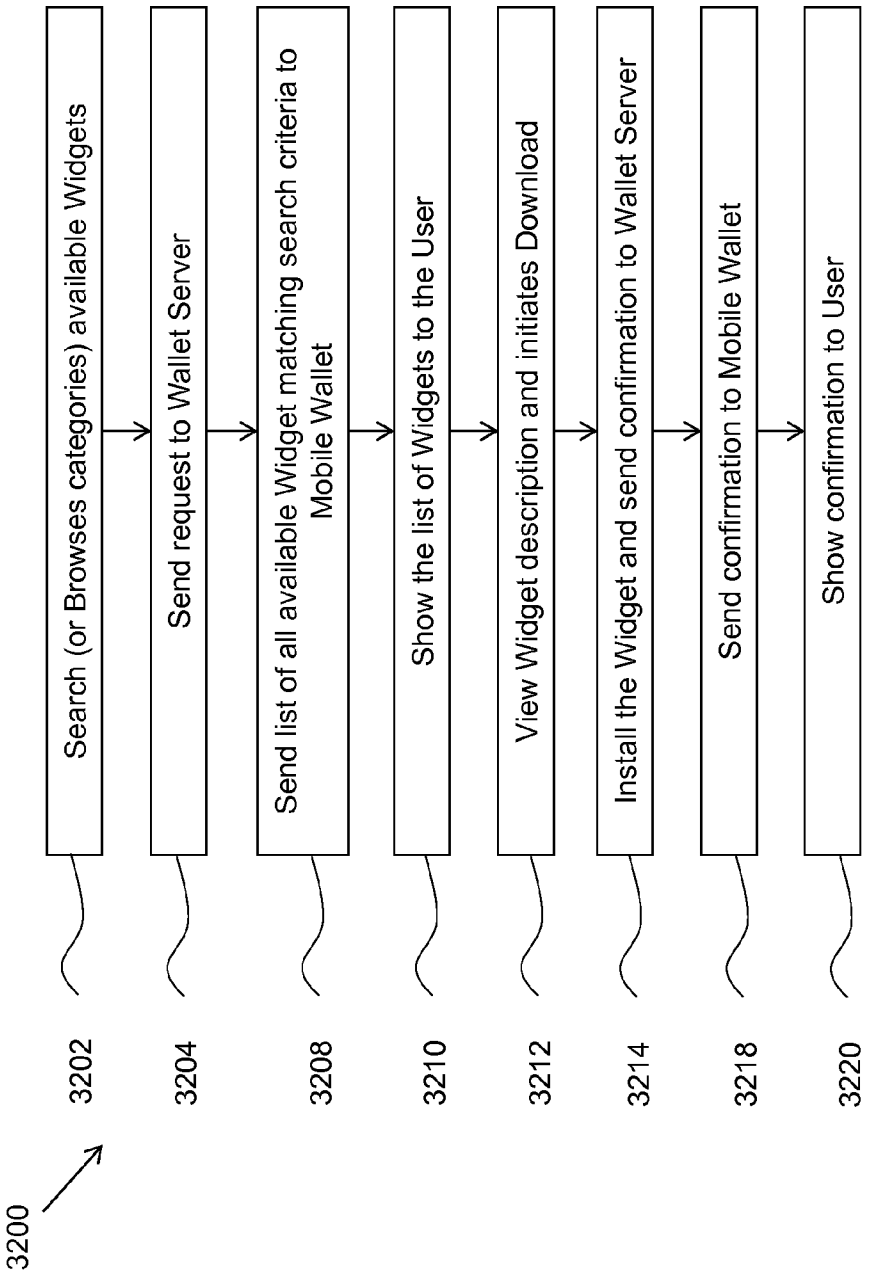
3200
3202
Search (or Browses categories) available Widgets
3204
Send request to Wallet Server
3208
Send list of all available Widget matching search criteria to Mobile Wallet
3210
Show the list of Widgets to the User
3212
View Widget description and initiates Download
3214
Install the Widget and send confirmation to Wallet Server
3218
Send confirmation to Mobile Wallet
3220
Show confirmation to User

FIG. 32

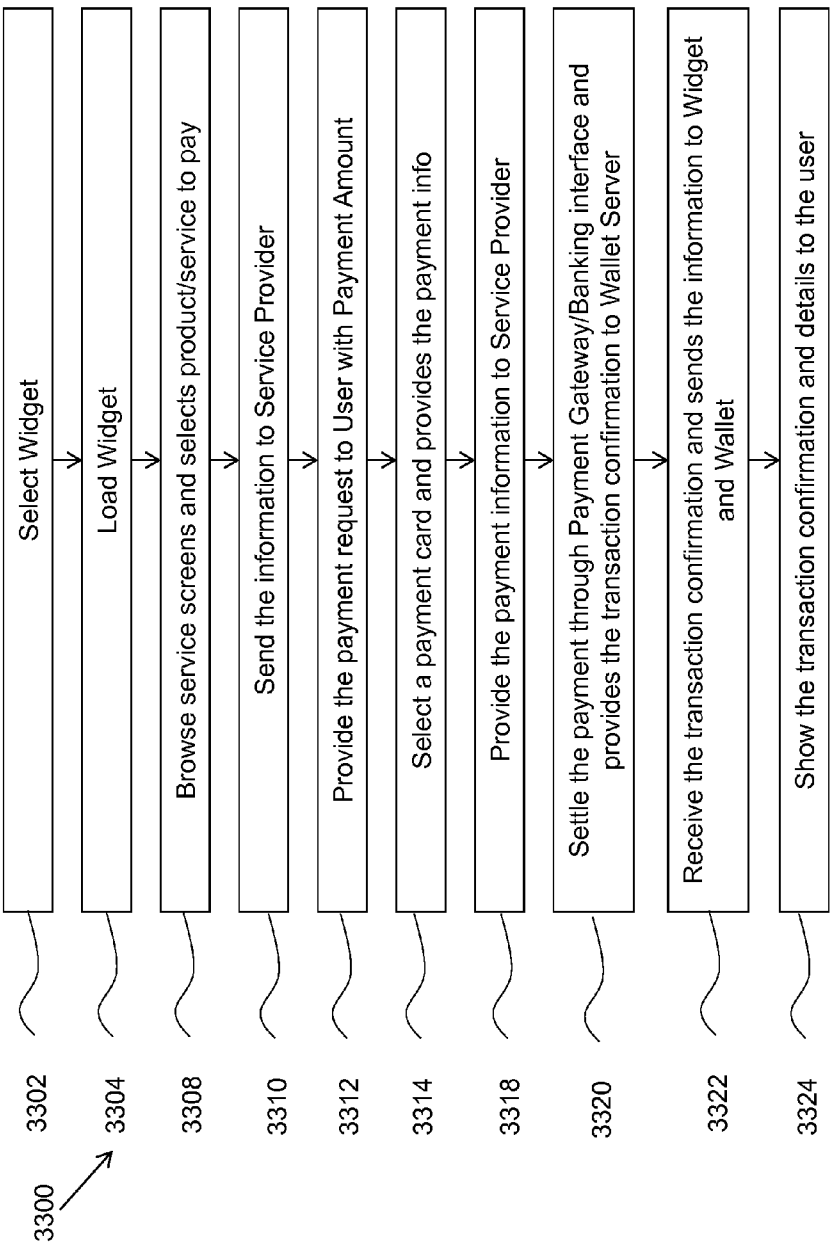
3300
3302
Select Widget
3304
Load Widget
3308
Browse service screens and selects product/service to pay
3310
Send the information to Service Provider
3312
Provide the payment request to User with Payment Amount
3314
Select a payment card and provides the payment info
3318
Provide the payment information to Service Provider
3320
Settle the payment through Payment Gateway/Banking interface and provides the transaction confirmation to Wallet Server
3322
Receive the transaction confirmation and sends the information to Widget and Wallet
3324
Show the transaction confirmation and details to the user

FIG. 33

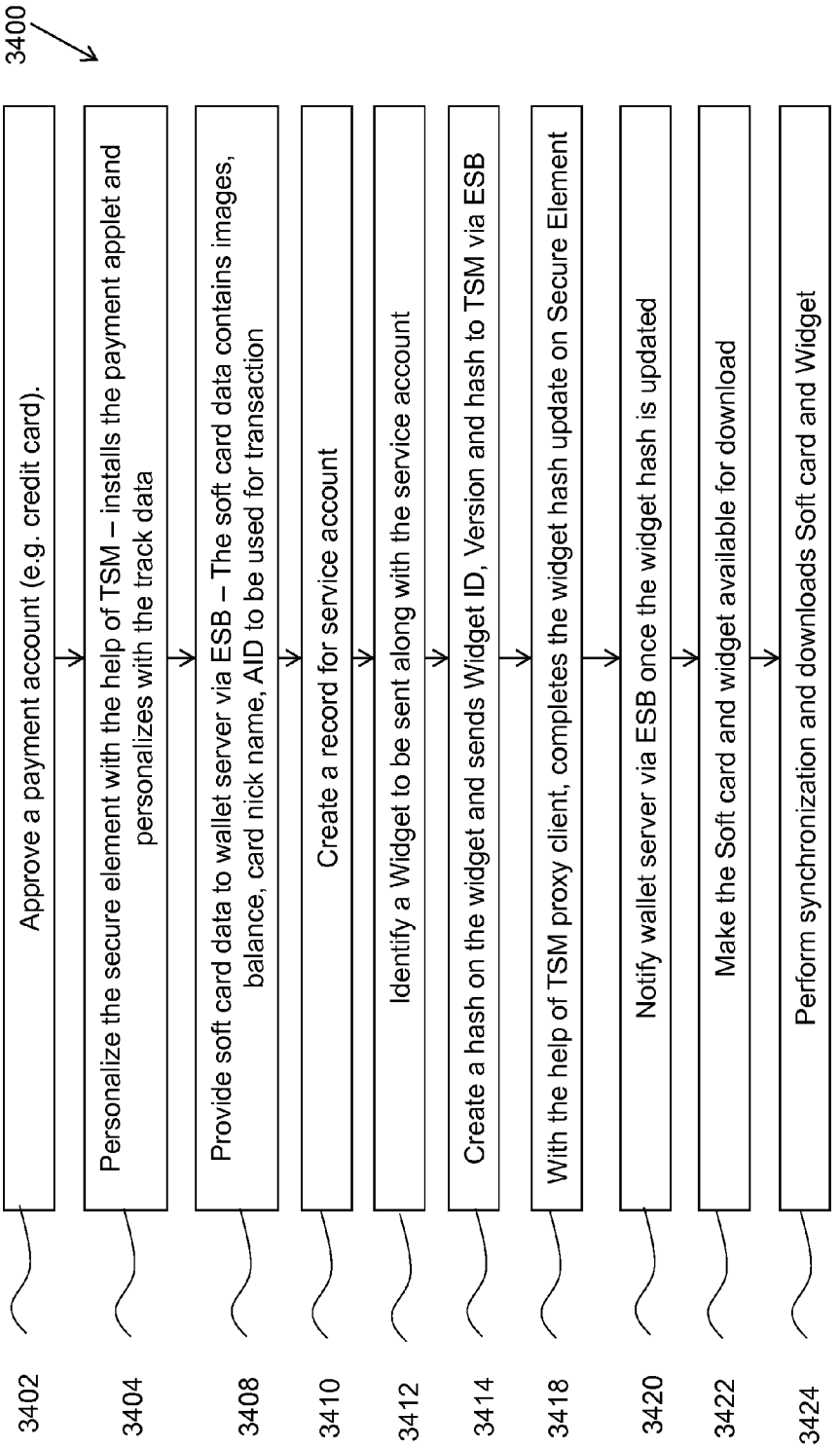
3400
Approve a payment account (e.g. credit card).
Personalize the secure element with the help of TSM – installs the payment applet and personalizes with the track data
Provide soft card data to wallet server via ESB – The soft card data contains images, balance, card nick name, AID to be used for transaction
Create a record for service account
Identify a Widget to be sent along with the service account
Create a hash on the widget and sends Widget ID, Version and hash to TSM via ESB
With the help of TSM proxy client, completes the widget hash update on Secure Element
Notify wallet server via ESB once the widget hash is updated
Make the Soft card and widget available for download
Perform synchronization and downloads Soft card and Widget
3402
3404
3408
3410
3412
3414
3418
3420
3422
3424

FIG. 34

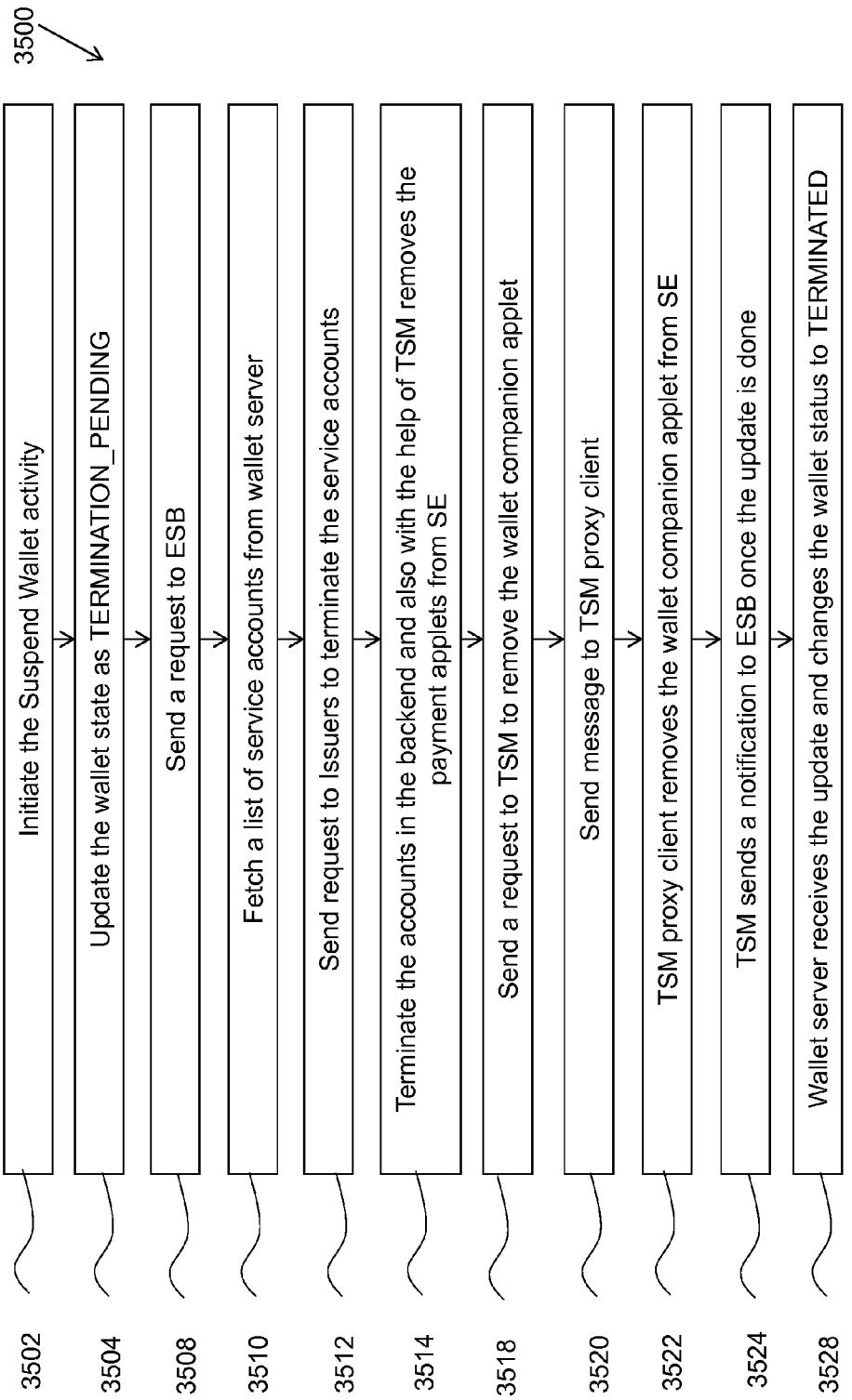
3500
Initiate the Suspend Wallet activity
Update the wallet state as TERMINATION_PENDING
Send a request to ESB
Fetch a list of service accounts from wallet server
Send request to Issuers to terminate the service accounts
Terminate the accounts in the backend and also with the help of TSM removes the payment applets from SE
Send a request to TSM to remove the wallet companion applet
Send message to TSM proxy client
TSM proxy client removes the wallet companion applet from SE
TSM sends a notification to ESB once the update is done
Wallet server receives the update and changes the wallet status to TERMINATED
3502
3504
3508
3510
3512
3514
3518
3520
3522
3524
3528

FIG. 35


3600
Log into the Wallet Server System Management Console
Select Widget Management
Select link for publishing widgets
Show all widgets in the APPROVED state
Select widget to Publish
Enter any comments / remarks and selects publish
Prompt for confirmation
Confirm that widget is to be published
Change state of widget to PUBLISHED
Generate a signature for the widget
Confirm that the widget has been published
3602
3604
3608
3610
3612
3614
3618
3620
3622
3624
3628

FIG. 36

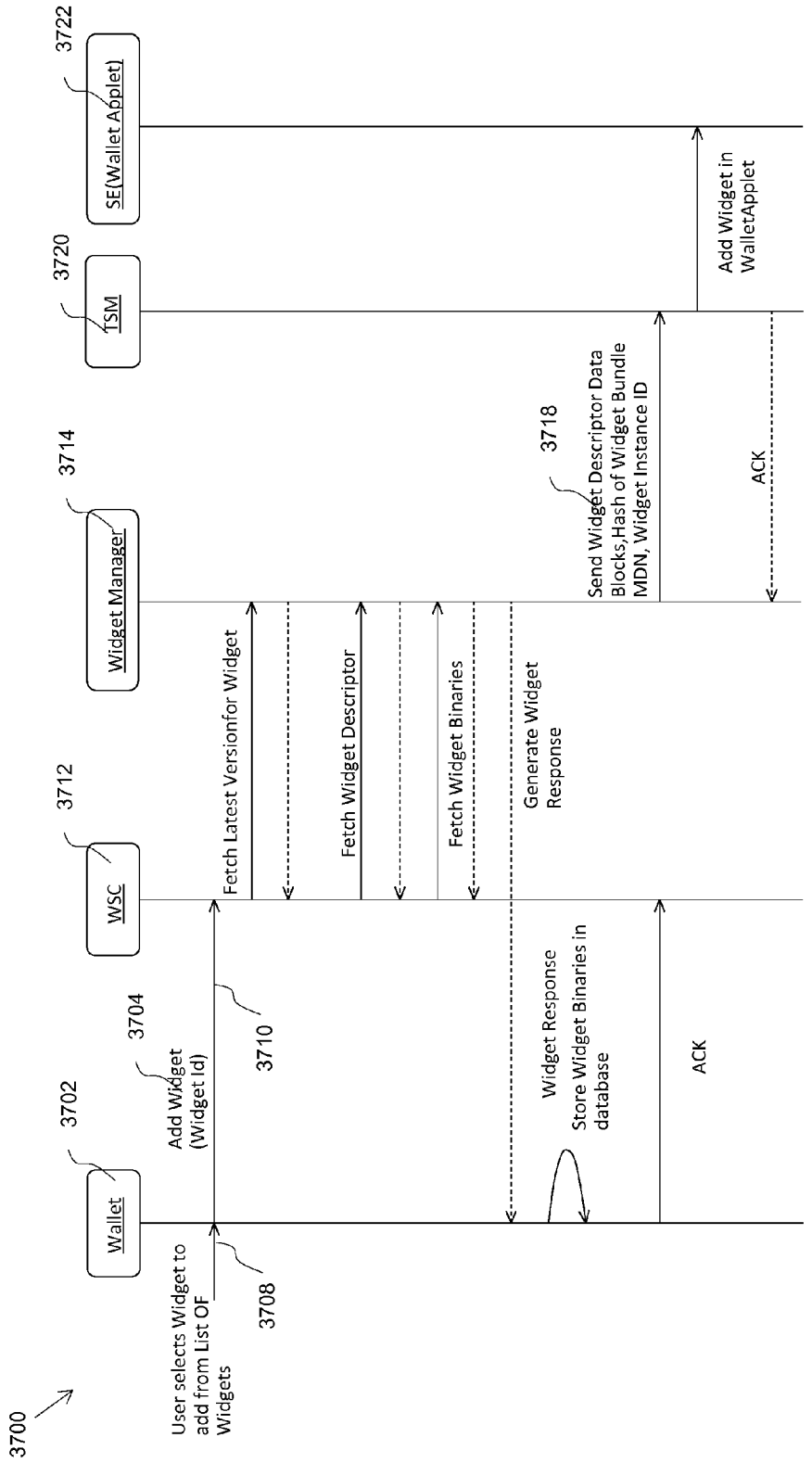
3700
User selects Widget to add from List OF Widgets
3708
Wallet
3702
Add Widget (Widget Id)
3704
3710
WSC
3712
Fetch Latest Versionfor Widget
Fetch Widget Descriptor
Fetch Widget Binaries
Widget Manager
3714
Generate Widget Response
Widget Response
Store Widget Binaries in database
ACK
3718
Send Widget Descriptor Data Blocks,Hash of Widget Bundle MDN, Widget Instance ID
TSM
3720
ACK
Add Widget in WalletApplet
SE(Wallet Applet)
3722

FIG. 37

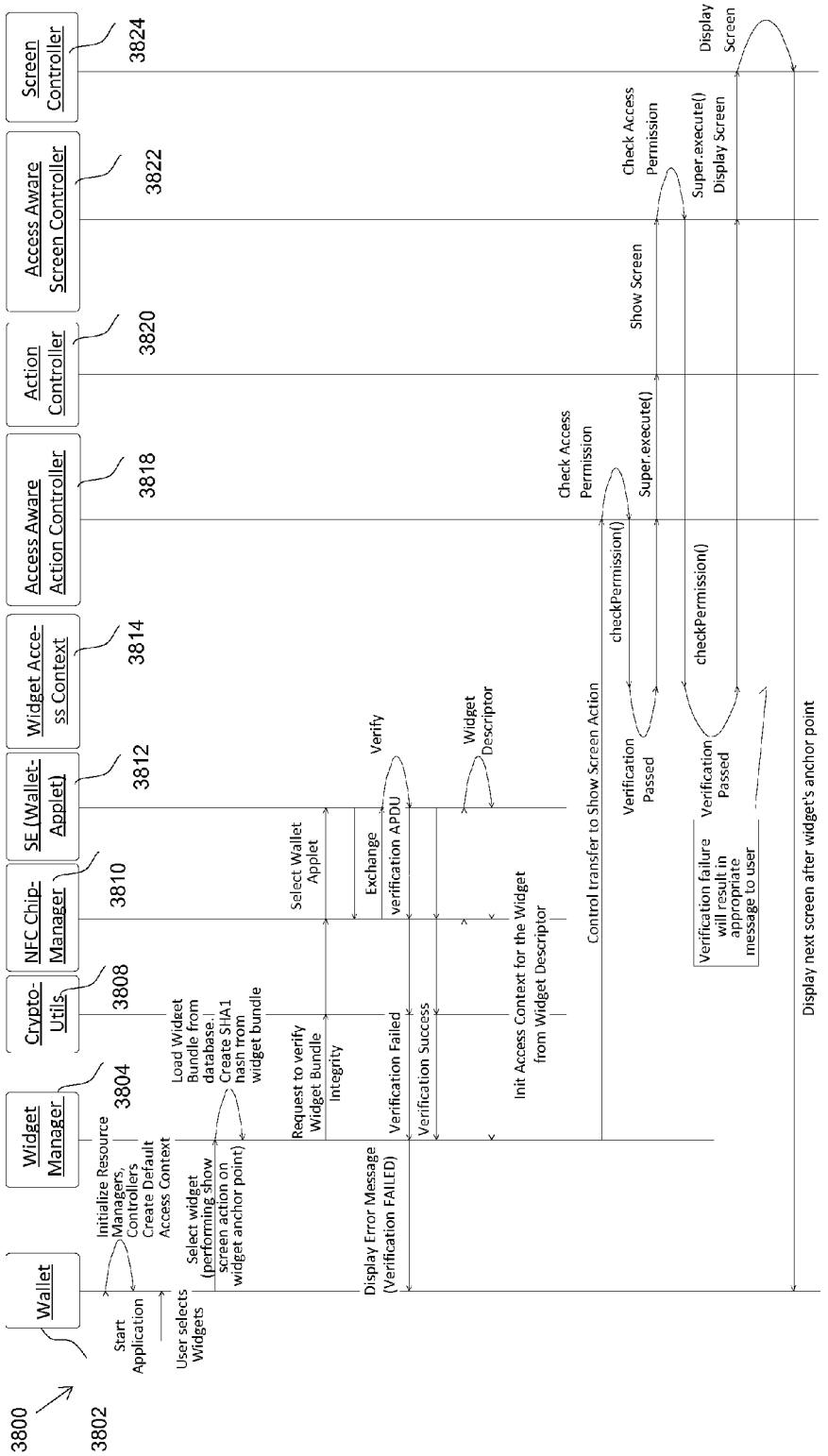
3800
3802
Wallet
Widget Manager
3804
Crypto-Utils
3808
NFC Chip-Manager
3810
SE (Wallet-Applet)
3812
Widget Acce-ss Context
3814
Access Aware Action Controller
3818
Action Controller
3820
Access Aware Screen Controller
3822
Screen Controller
3824
Start Application
User selects Widgets
Initialize Resource Managers, Controllers Create Default Access Context
Select widget (performing Show screen action on widget anchor point)
Load Widget Bundle from database. Create SHA1 hash from widget bundle
Request to verify Widget Bundle Integrity
Select Wallet Applet
Exchange verification APDU
Verify
Widget Descriptor
Verification Failed
Verification Success
Display Error Message (Verification FAILED)
Init Access Context for the Widget from Widget Descriptor
Control transfer to Show Screen Action
Check Access Permission
checkPermission()
Verification Passed
Super.execute()
Show Screen
Check Access Permission
checkPermission()
Verification Passed
Super.execute() Display Screen
Display Screen
Verification failure will result in appropriate message to user
Display next screen after widget's anchor point

FIG. 38

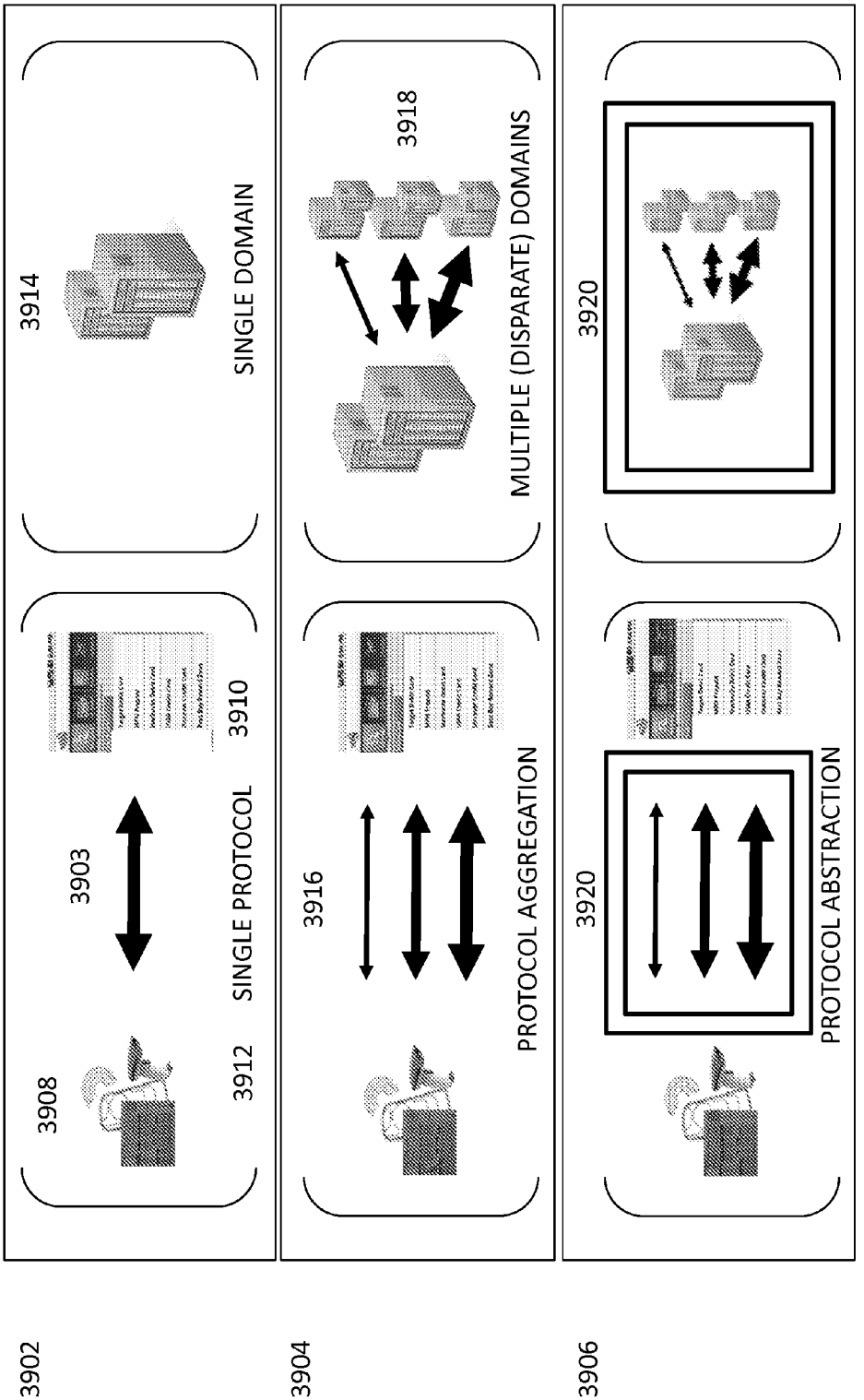
3902
3904
3906
3908
3912
SINGLE PROTOCOL
3903
3910
3914
SINGLE DOMAIN
3916
PROTOCOL AGGREGATION
3918
MULTIPLE (DISPARATE) DOMAINS
3920
PROTOCOL ABSTRACTION

FIG. 39

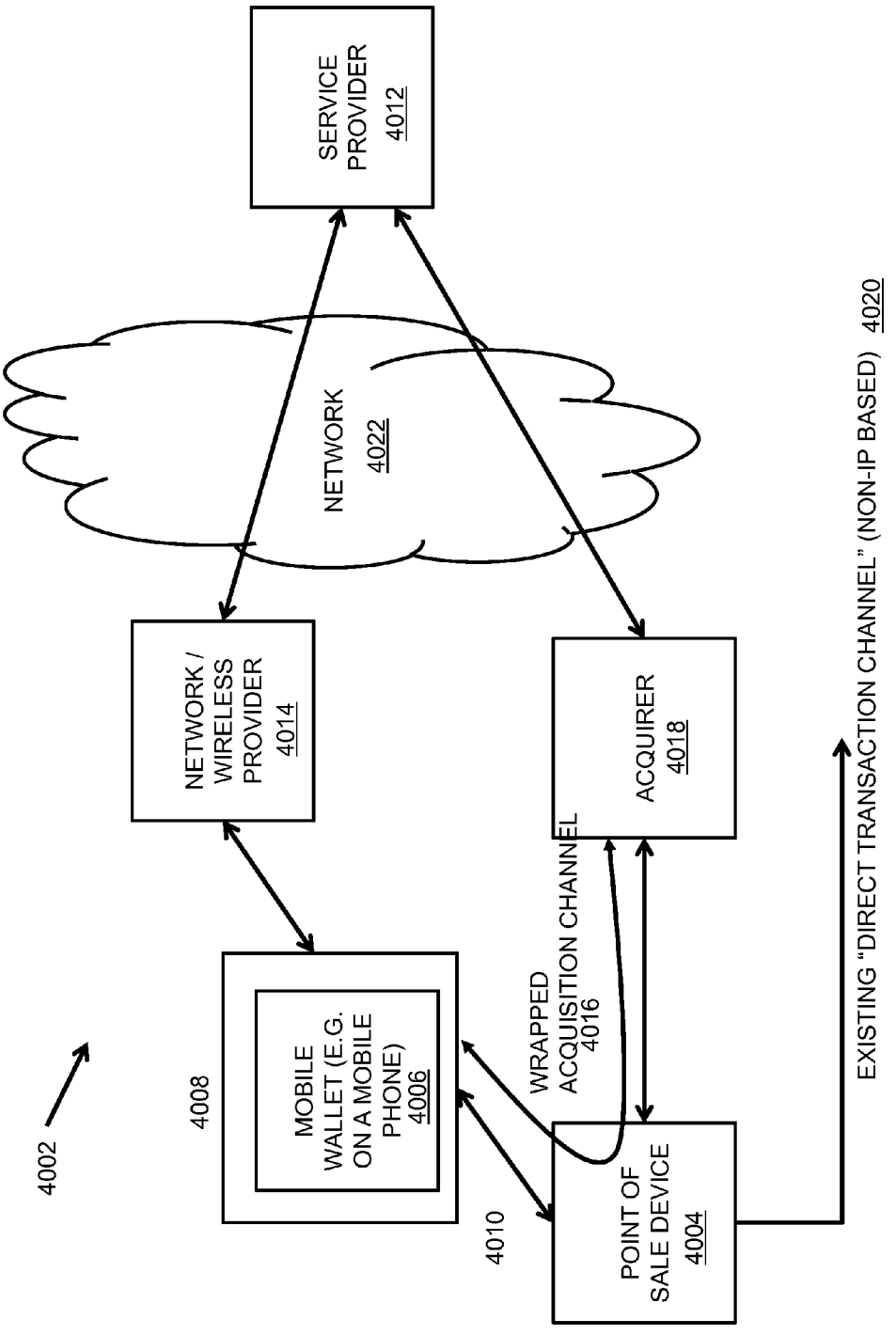
SERVICE PROVIDER 4012
NETWORK 4022
NETWORK / WIRELESS PROVIDER 4014
ACQUIRER 4018
MOBILE WALLET (E.G. ON A MOBILE PHONE) 4006
4008
WRAPPED ACQUISITION CHANNEL 4016
4010
POINT OF SALE DEVICE 4004
EXISTING "DIRECT TRANSACTION CHANNEL" (NON-IP BASED) 4020
4002

FIG. 40

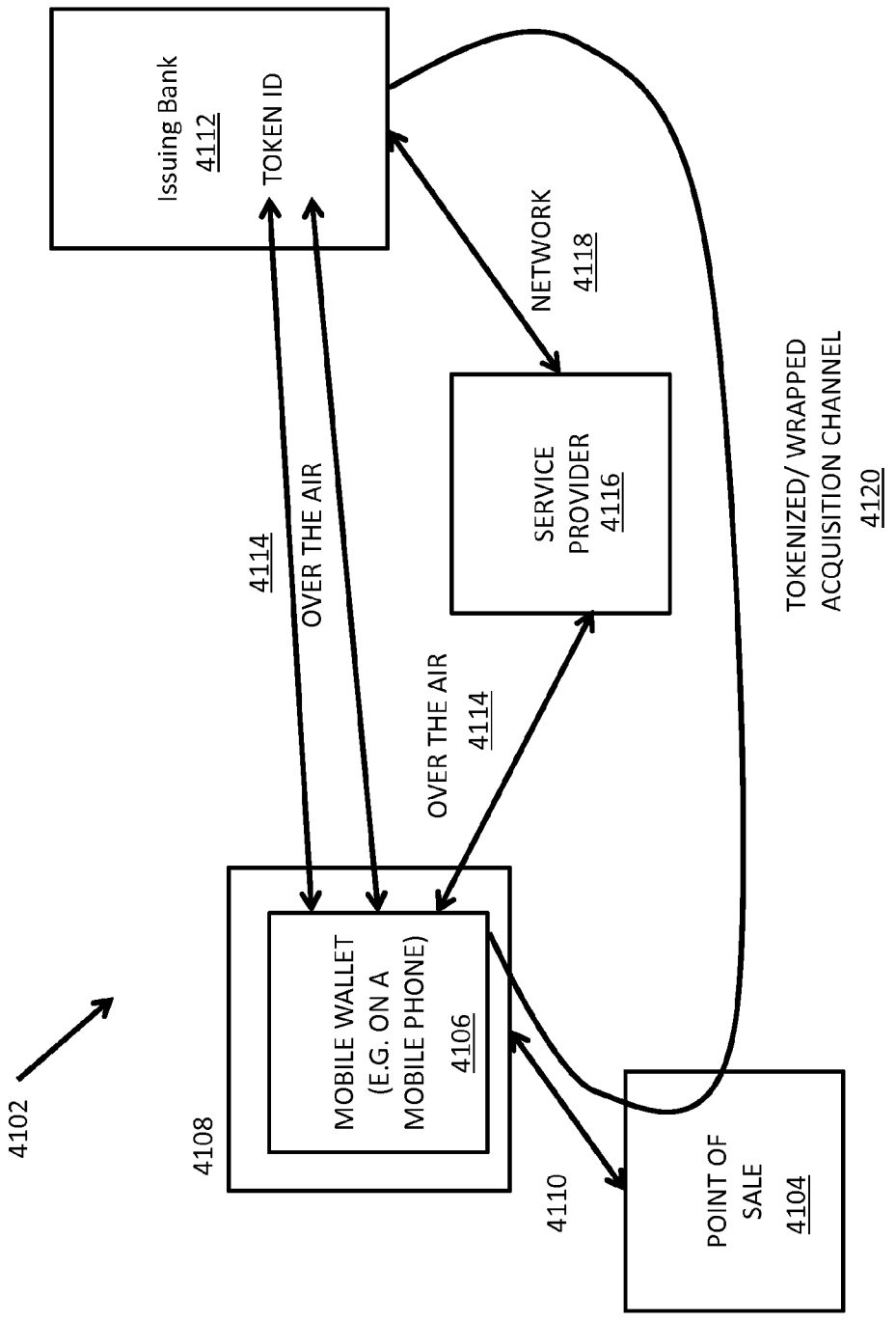
Issuing Bank
4112
TOKEN ID
NETWORK
4118
SERVICE
PROVIDER
4116
TOKENIZED/ WRAPPED
ACQUISITION CHANNEL
4120
4114
OVER THE AIR
OVER THE AIR
4114
MOBILE WALLET
(E.G. ON A
MOBILE PHONE)
4106
4108
4110
POINT OF
SALE
4104
4102

FIG. 41

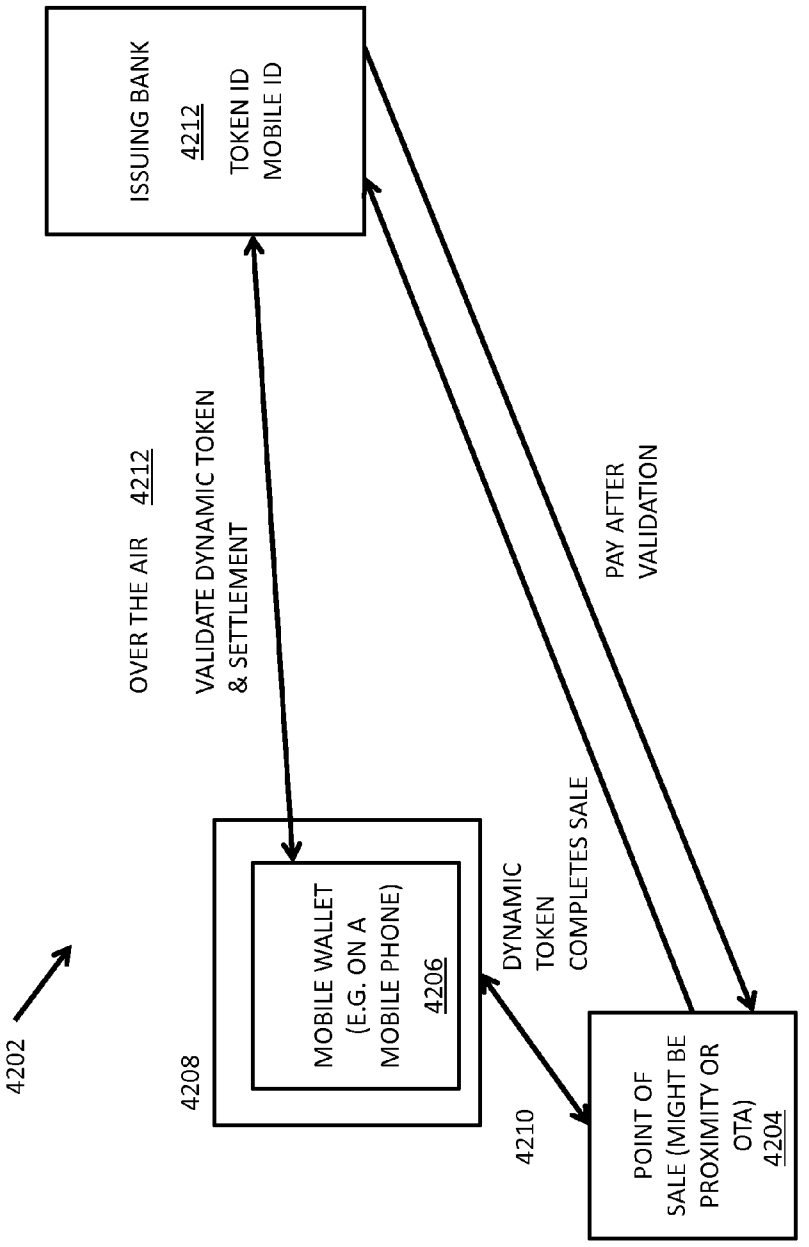
4202
ISSUING BANK
4212
TOKEN ID
MOBILE ID
OVER THE AIR 4212
VALIDATE DYNAMIC TOKEN
& SETTLEMENT
PAY AFTER
VALIDATION
4208
MOBILE WALLET
(E.G. ON A
MOBILE PHONE)
4206
DYNAMIC
TOKEN
COMPLETES SALE
4210
POINT OF
SALE (MIGHT BE
PROXIMITY OR
OTA)
4204

FIG. 42

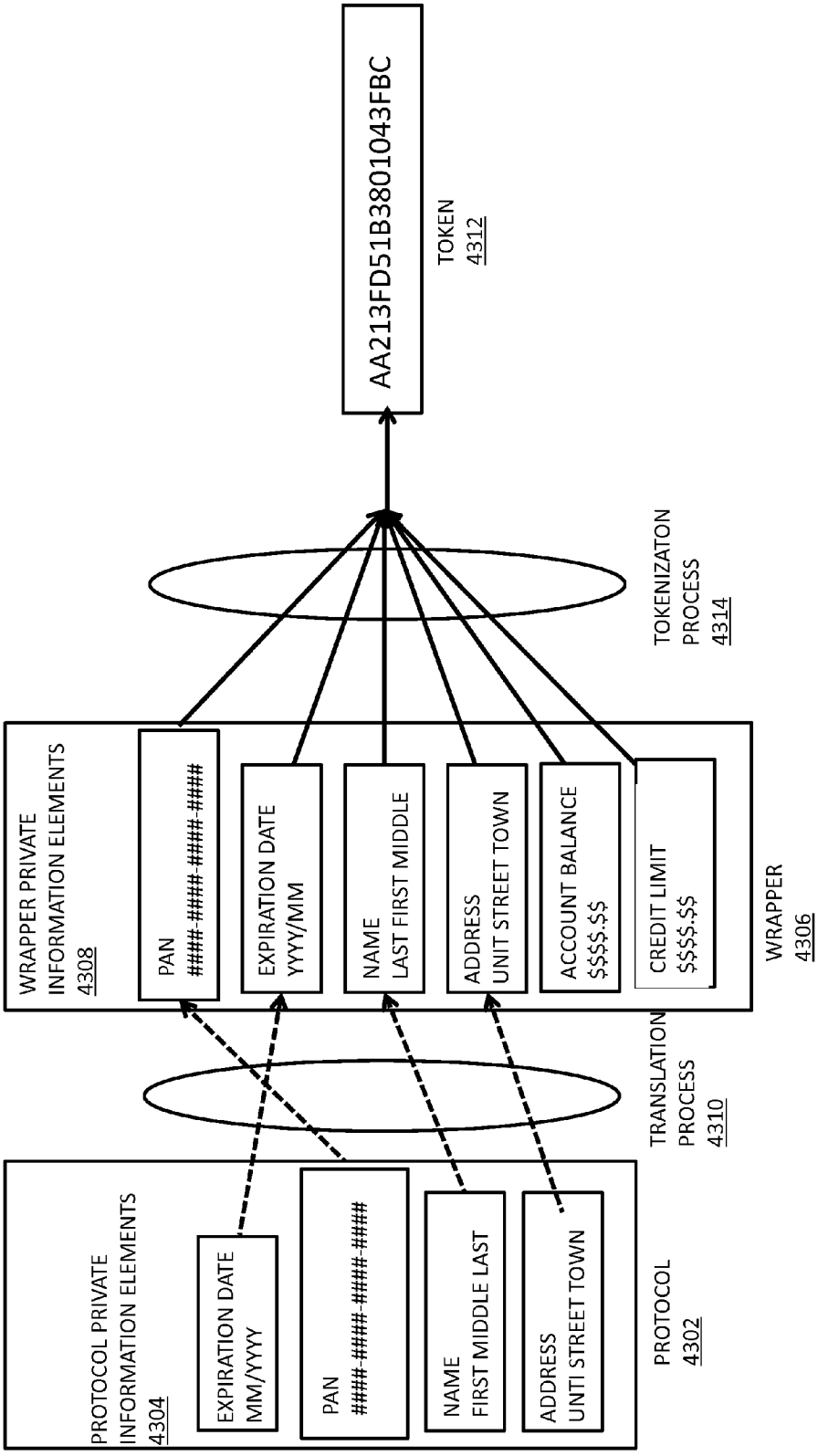
AA213FD51B3801043FBC
TOKEN
4312
TOKENIZATON
PROCESS
4314
WRAPPER PRIVATE
INFORMATION ELEMENTS
4308
PAN
####
EXPIRATION DATE
YYYY/MM
NAME
LAST FIRST MIDDLE
ADDRESS
UNIT STREET TOWN
ACCOUNT BALANCE
$$$$.$$
CREDIT LIMIT
$$$$.$$
WRAPPER
4306
TRANSLATION
PROCESS
4310
PROTOCOL PRIVATE
INFORMATION ELEMENTS
4304
EXPIRATION DATE
MM/YYYY
PAN
####
NAME
FIRST MIDDLE LAST
ADDRESS
UNTI STREET TOWN
PROTOCOL
4302

FIG. 43

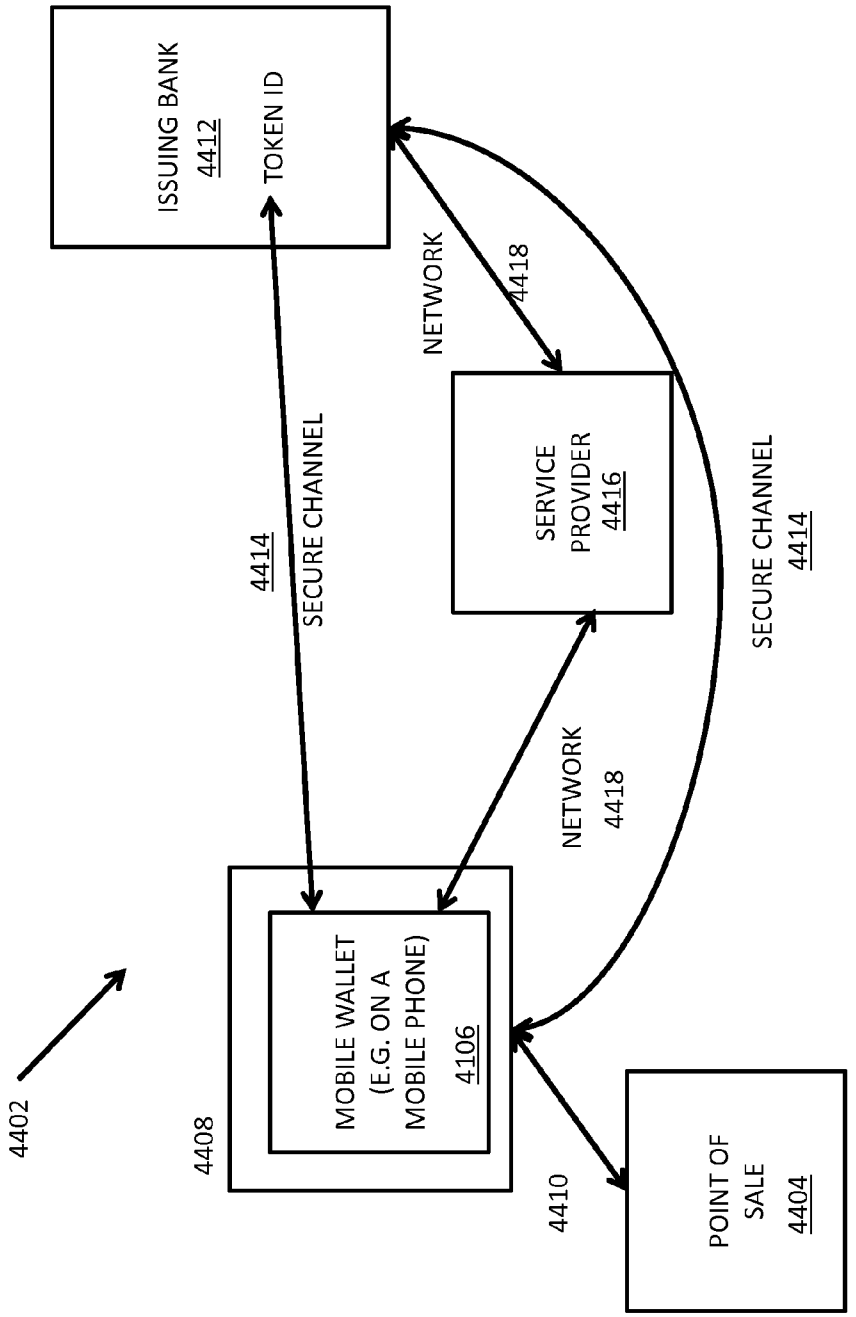
ISSUING BANK
4412
TOKEN ID
NETWORK
4418
SERVICE
PROVIDER
4416
4414
SECURE CHANNEL
SECURE CHANNEL
4414
NETWORK
4418
4402
4408
MOBILE WALLET
(E.G. ON A
MOBILE PHONE)
4106
4410
POINT OF
SALE
4404

FIG. 44

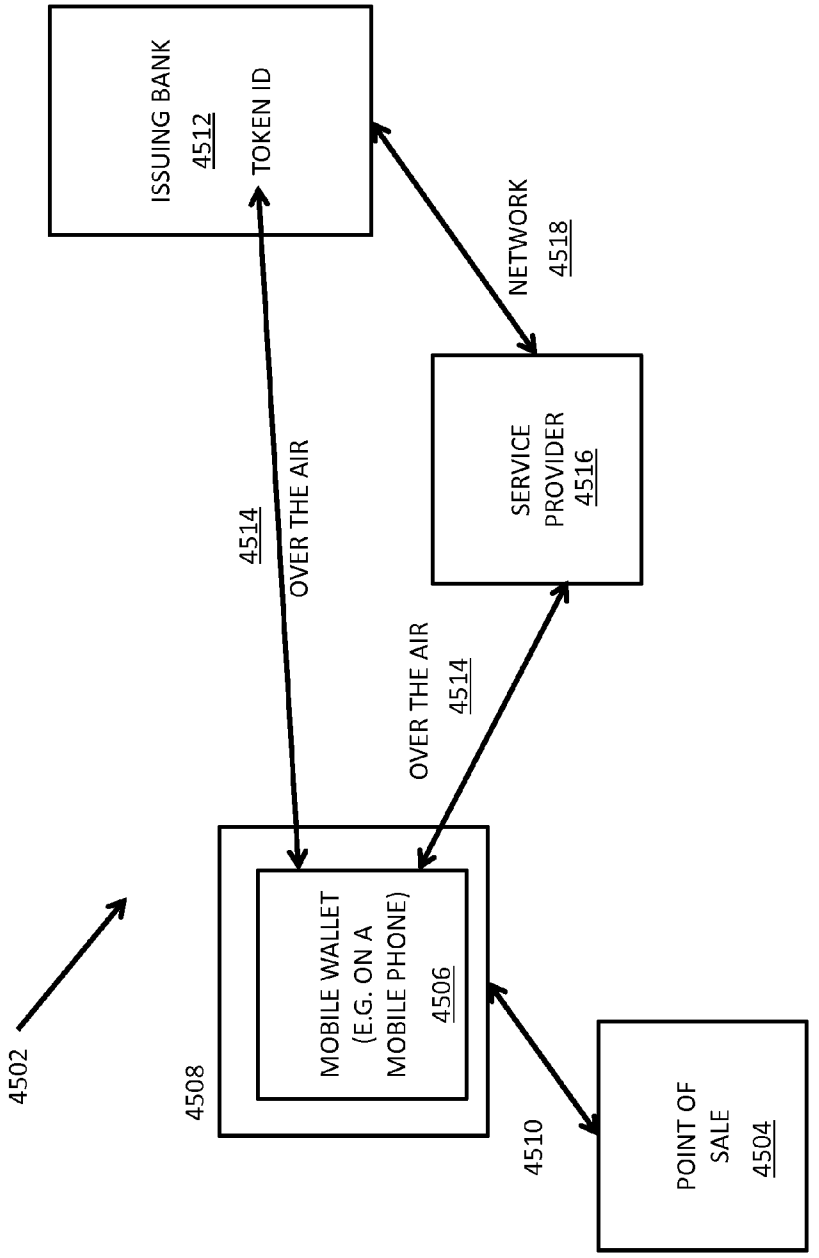
ISSUING BANK
4512
TOKEN ID
NETWORK
4518
SERVICE PROVIDER
4516
4514
OVER THE AIR
OVER THE AIR
4514
4502
4508
MOBILE WALLET
(E.G. ON A
MOBILE PHONE)
4506
4510
POINT OF SALE
4504

FIG. 45

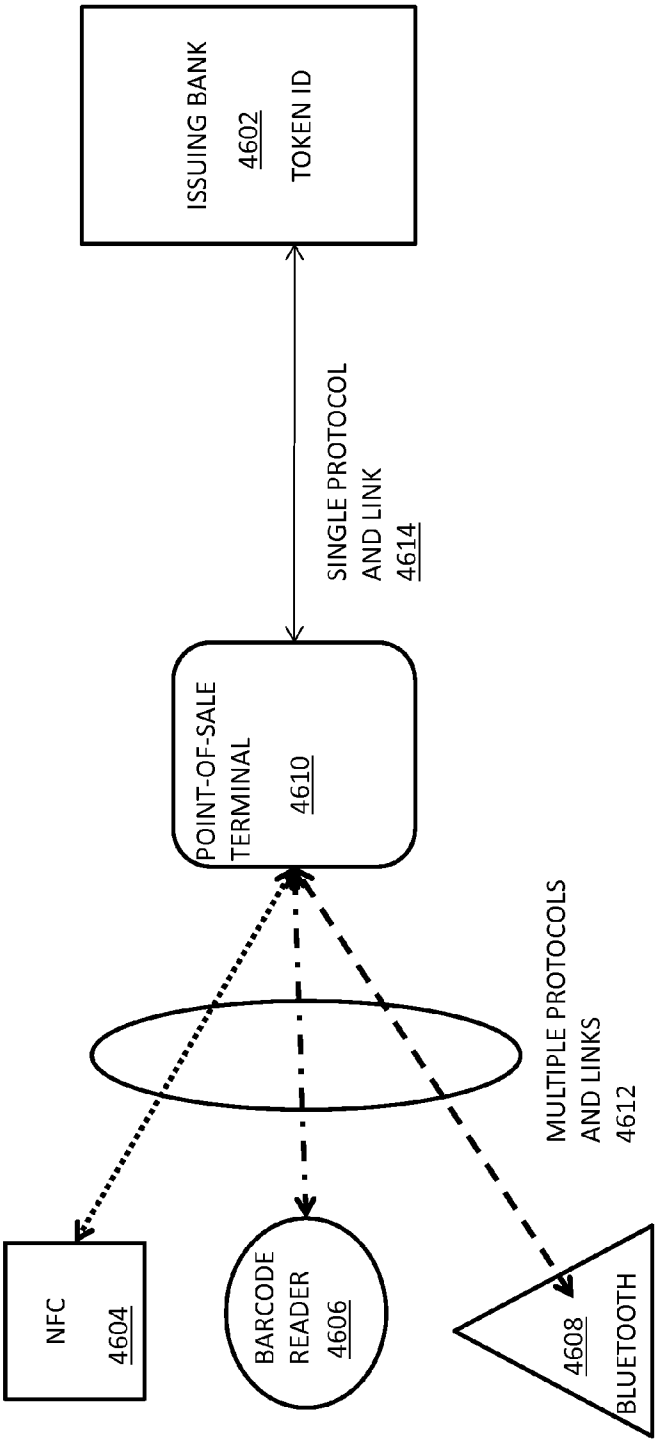
ISSUING BANK
4602
TOKEN ID
SINGLE PROTOCOL
AND LINK
4614
POINT-OF-SALE
TERMINAL
4610
MULTIPLE PROTOCOLS
AND LINKS
4612
NFC
4604
BARCODE
READER
4606
4608
BLUETOOTH

FIG. 46

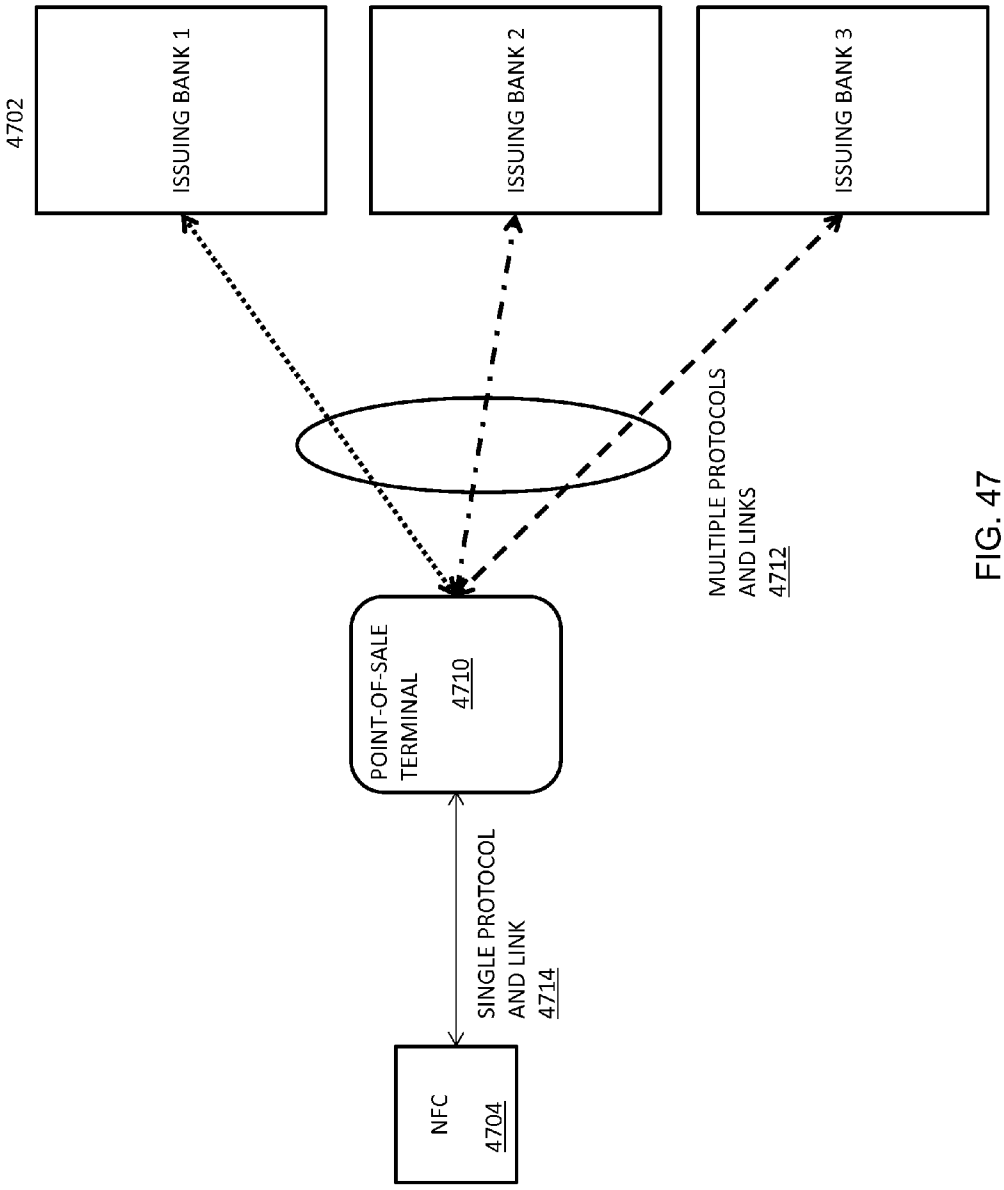
4702
ISSUING BANK 1
ISSUING BANK 2
ISSUING BANK 3
MULTIPLE PROTOCOLS AND LINKS 4712
POINT-OF-SALE TERMINAL 4710
SINGLE PROTOCOL AND LINK 4714
NFC 4704

FIG. 47

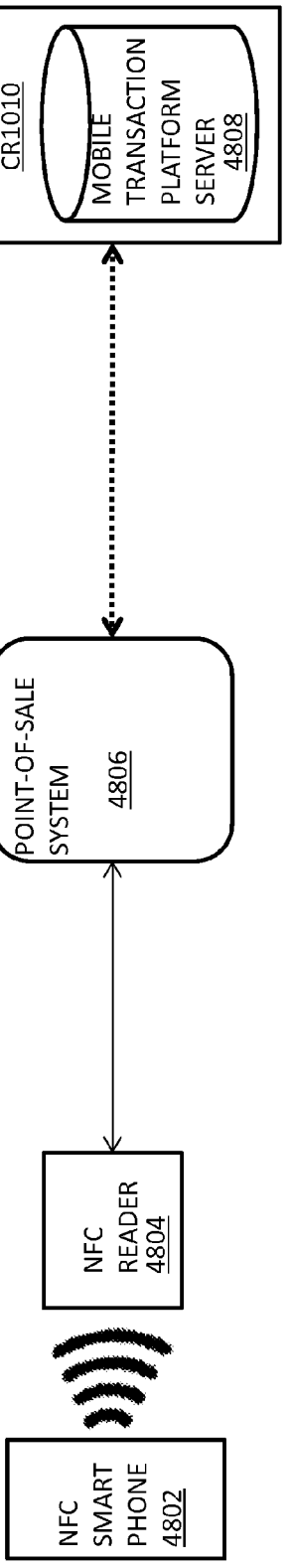
ISSUING BANK
CR1010
MOBILE TRANSACTION PLATFORM SERVER
4808
POINT-OF-SALE SYSTEM
4806
NFC READER
4804
NFC SMART PHONE
4802

FIG. 48

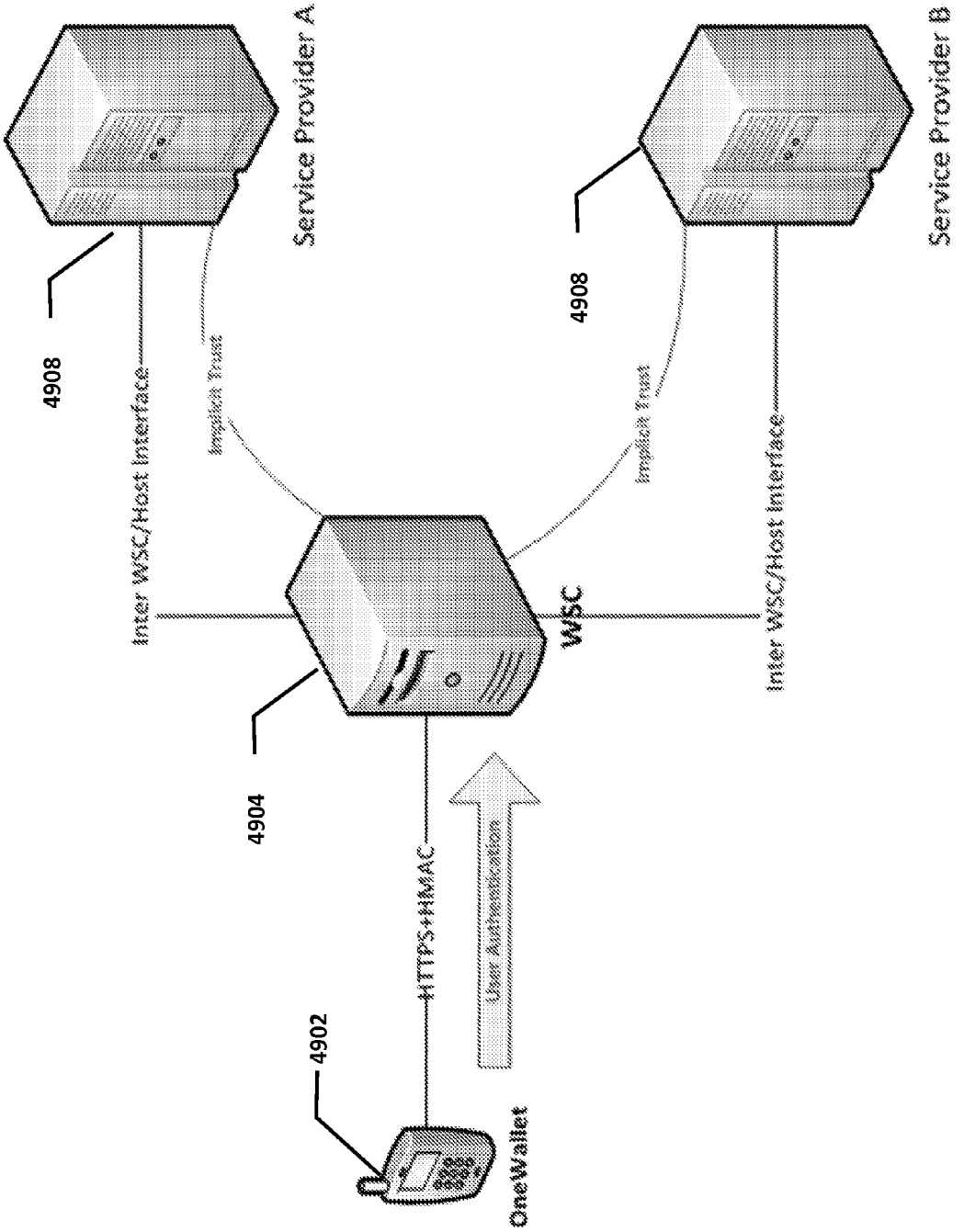
Service Provider A
Service Provider B
4908
4908
Inter WSC/Host Interface
Inter WSC/Host Interface
Implicit Trust
Implicit Trust
WSC
4904
HTTPS+HMAC
User Authentication
4902
OneWallet

FIG. 49

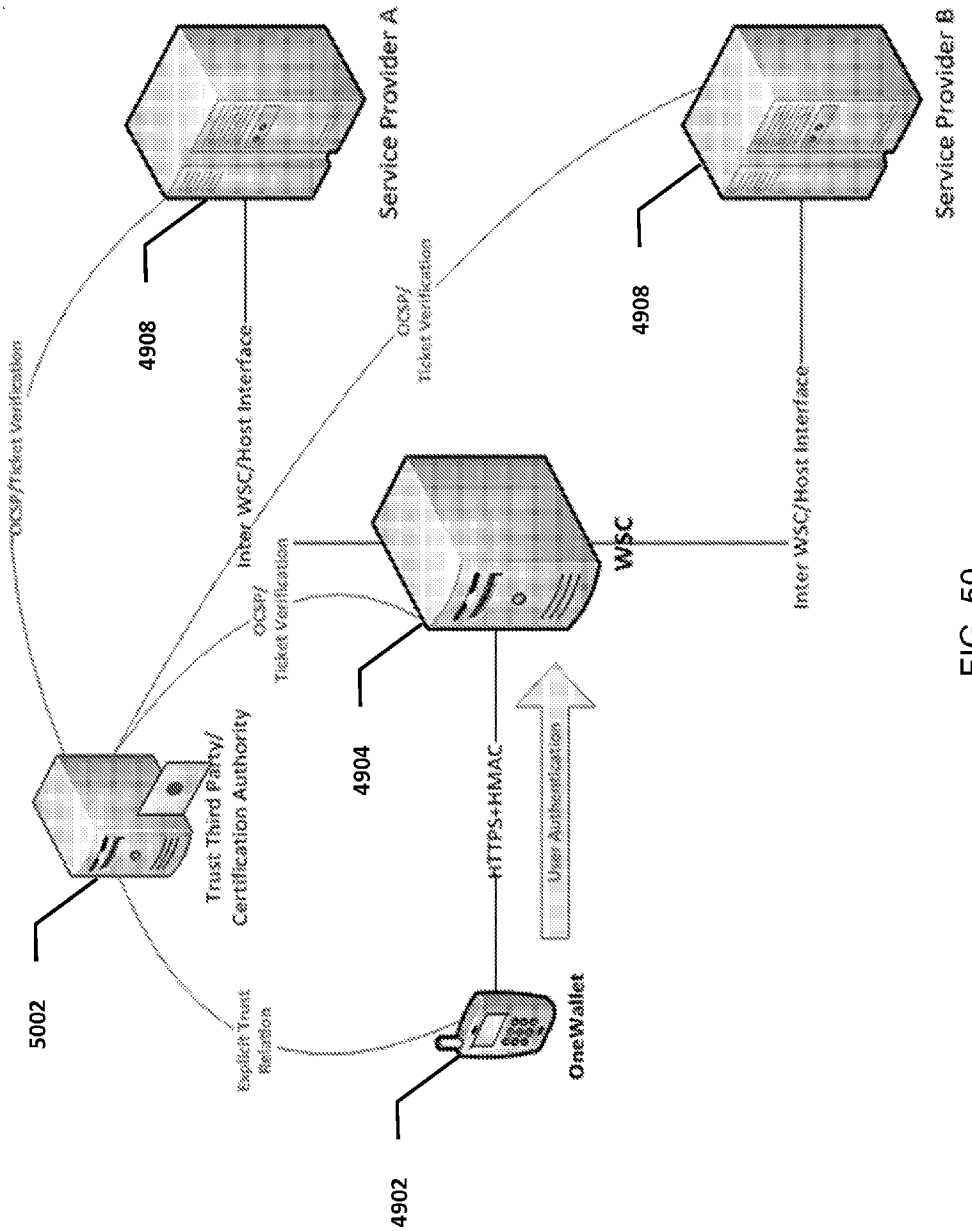
Service Provider A
Service Provider B
WSC
Trust Third Party/
Certification Authority
OneWallet
4902
4904
4908
4908
5002
Inter WSC/Host Interface
Inter WSC/Host Interface
OCSP/
Ticket Verification
OCSP/
Ticket Verification
OCSP/ Ticket Verification
HTTPS+HMAC
User Authentication
Explicit Trust
Relation

FIG. 50

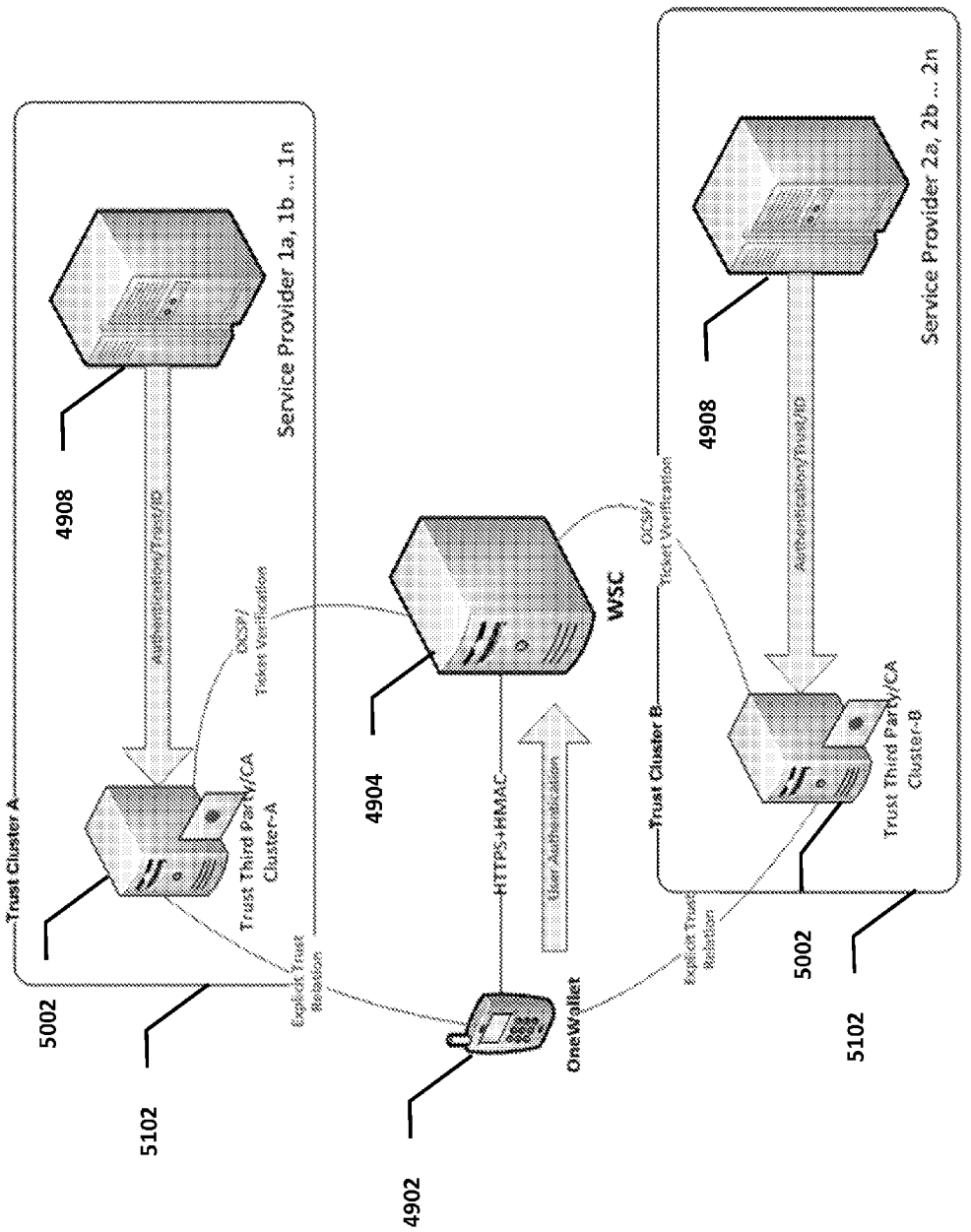
Trust Cluster A
Service Provider 1a, 1b ... 1n
4908
Authentication/Trust ID
OCSP/ Token Verification
Trust Third Party/CA Cluster-A
Explicit Trust Relation
5002
5102
4902
HTTPS+HMAC
User Authentication
OneWallet
4904
WSC
OCSP/ Token Verification
Trust Cluster B
Service Provider 2a, 2b ... 2n
4908
Authentication/Trust ID
Trust Third Party/CA Cluster-B
Explicit Trust Relation
5002
5102

FIG. 51

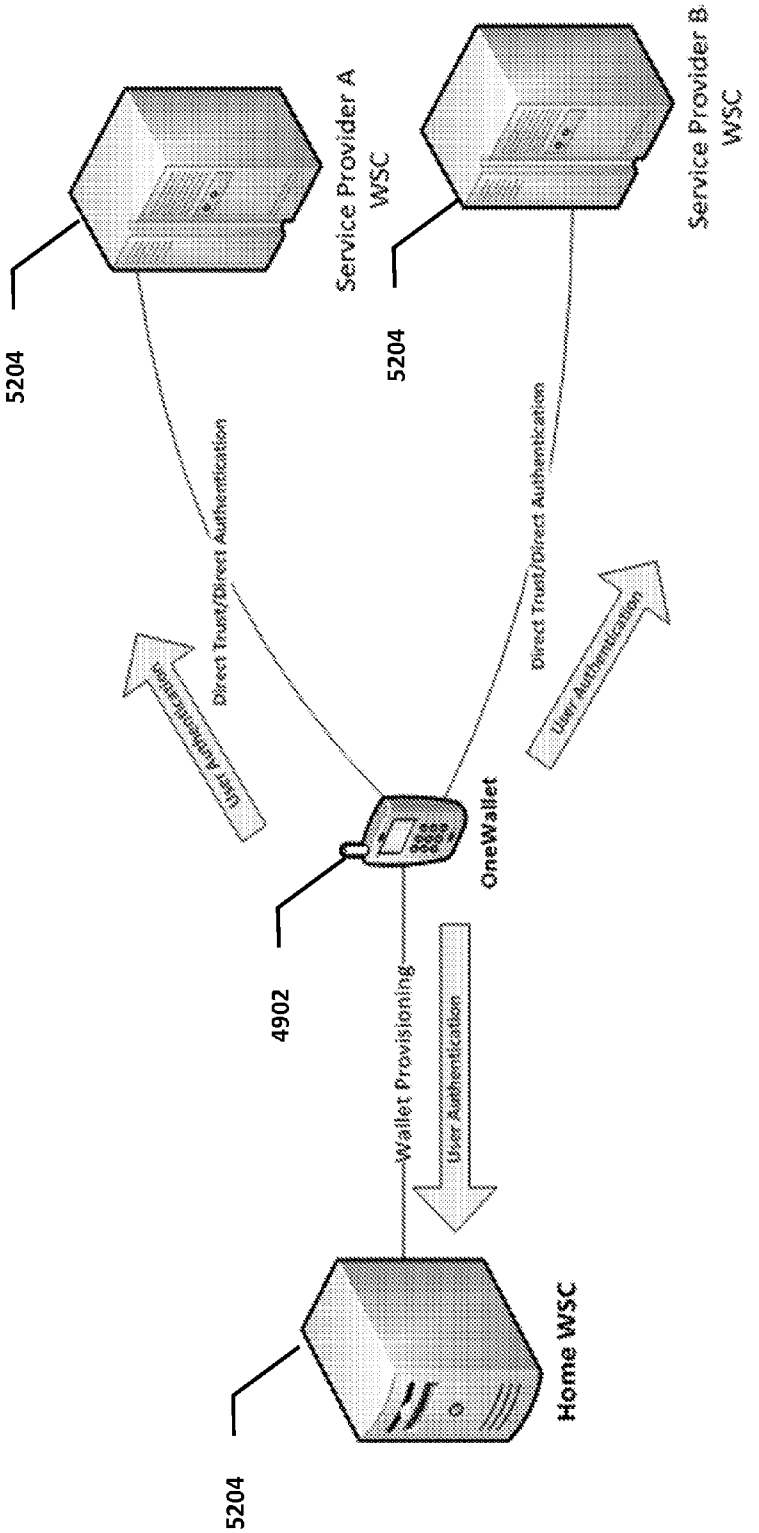
Service Provider A WSC
Service Provider B WSC
5204
5204
5204
Direct Trust/Direct Authentication
Direct Trust/Direct Authentication
User Authentication
User Authentication
OneWallet
4902
Wallet Provisioning
User Authentication
Home WSC

FIG. 52

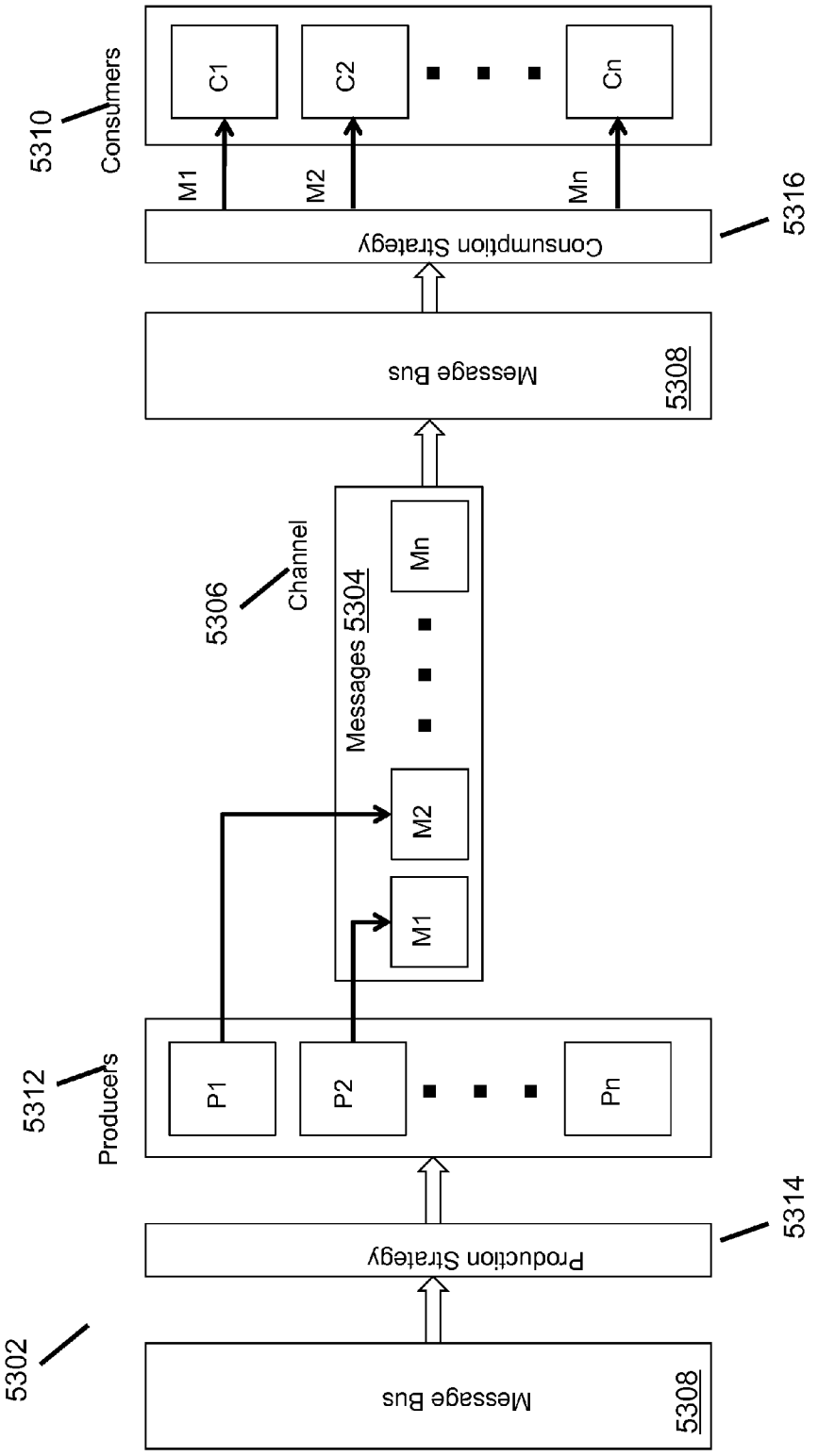
5302
Message Bus
5308
Production Strategy
5314
5312
Producers
P1
P2
Pn
5306
Channel
Messages 5304
M1
M2
Mn
Message Bus
5308
Consumption Strategy
5316
5310
Consumers
C1
C2
Cn
M1
M2
Mn

FIG. 53

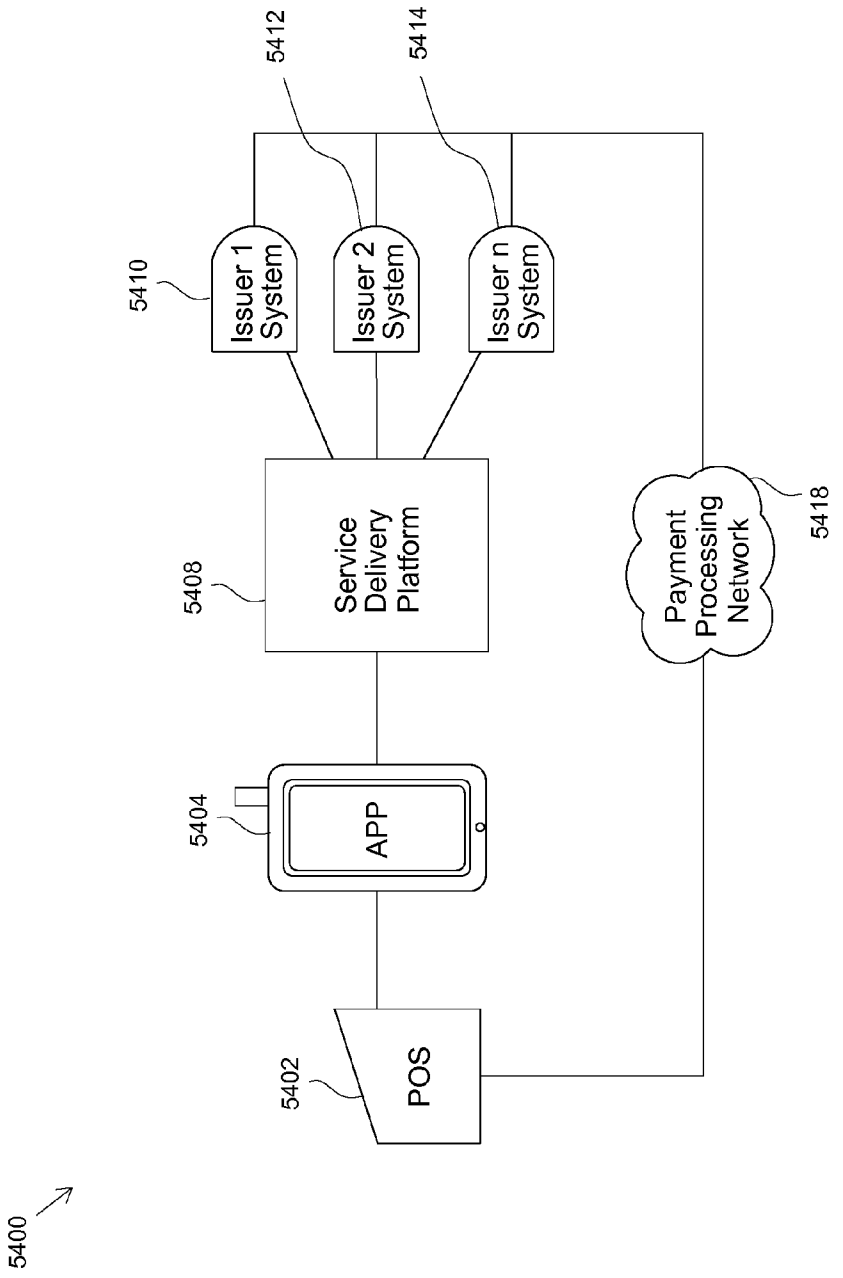
5400
5402
POS
5404
APP
5408
Service Delivery Platform
5410
Issuer 1 System
Issuer 2 System
Issuer n System
5412
5414
5418
Payment Processing Network

FIG. 54

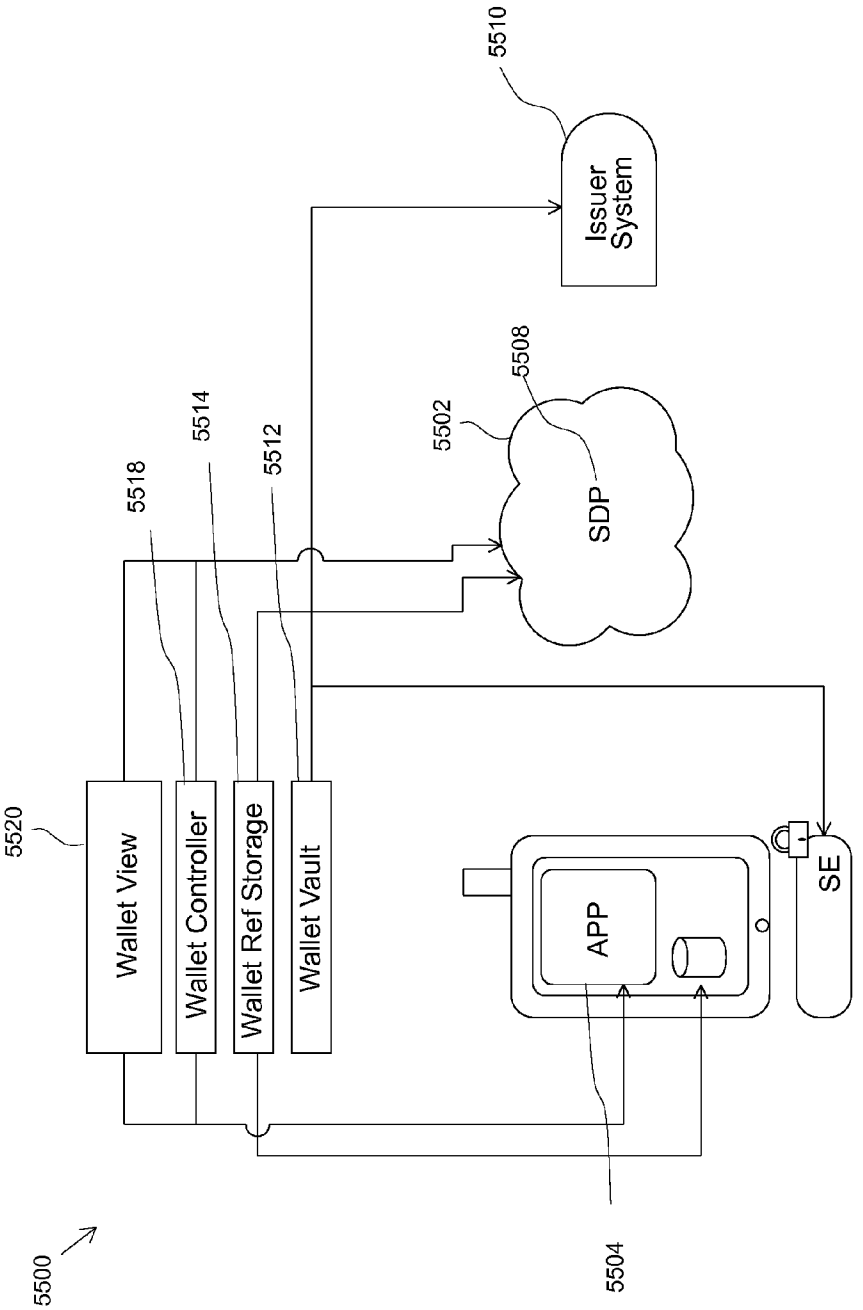
5510
Issuer System
5508
5502
SDP
5514
5512
5518
5520
Wallet View
Wallet Controller
Wallet Ref Storage
Wallet Vault
APP
SE
5500
5504

FIG. 55

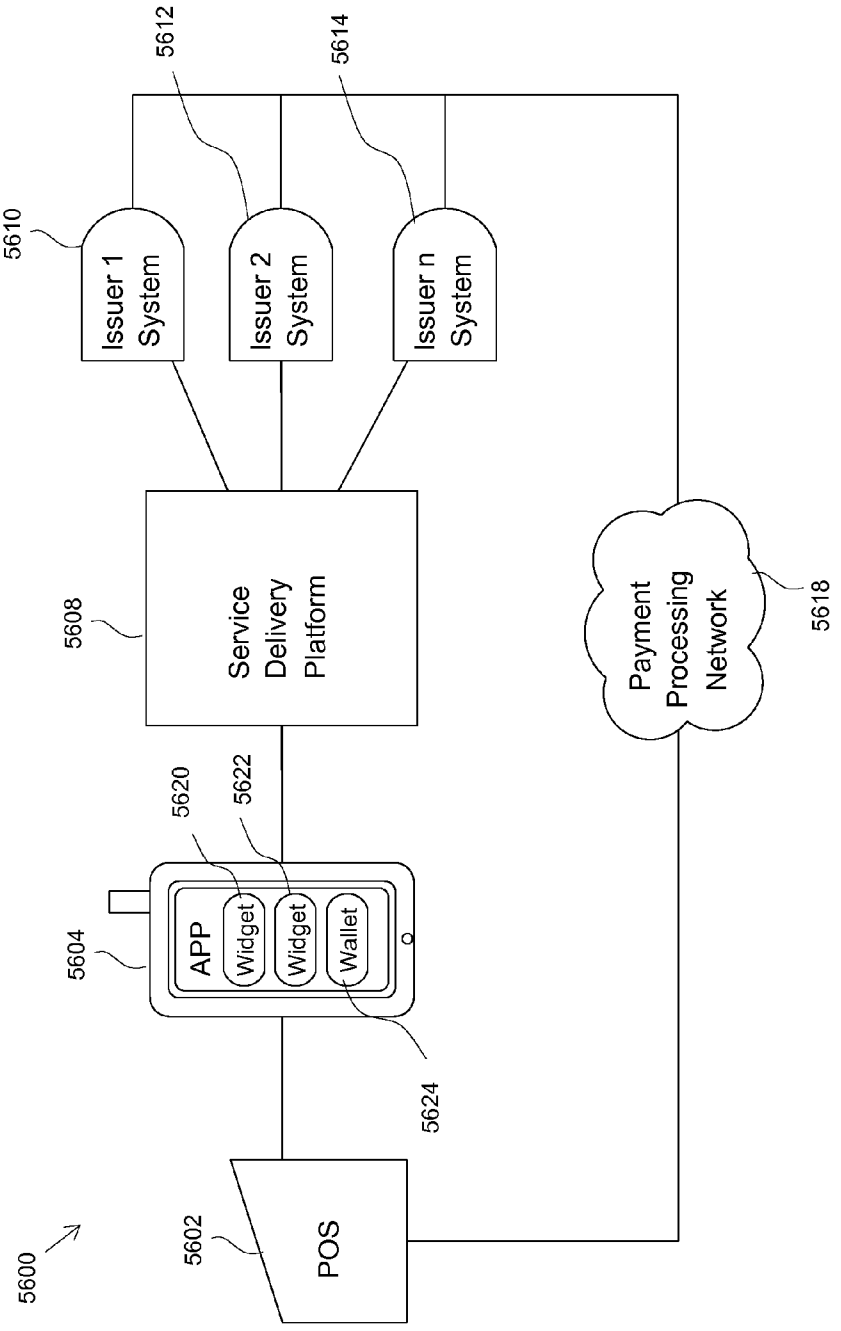
5612
5614
5610
Issuer 1 System
Issuer 2 System
Issuer n System
5608
Service Delivery Platform
Payment Processing Network
5618
5620
5622
5604
APP
Widget
Widget
Wallet
5624
5600
5602
POS

FIG. 56

MULTI-DOMAIN MOBILE ECOSYSTEM TOKENIZED TRANSACTION WRAPPER

CROSS-REFERENCE TO RELATED APPLICATIONS

[0001] This application is a continuation of U.S. patent application Ser. No. 13/909,262 filed Jun. 4, 2013, entitled "A SECURE ECOSYSTEM INFRASTRUCTURE ENABLING MULTIPLE TYPES OF ELECTRONIC WALLETS IN AN ECOSYSTEM OF ISSUERS, SERVICE PROVIDERS, AND ACQUIRES OF INSTRUMENTS". U.S. patent application Ser. No. 13/909,262 is a continuation of U.S. patent application Ser. No. 13/651,028 filed Oct. 12, 2012 and now abandoned, entitled "A MULTI-TIERED SECURE MOBILE TRANSACTIONS ENABLING PLATFORM".

[0002] U.S. patent application Ser. No. 13/651,028 claims the benefit of U.S. provisional patent application 61/546,084 filed Oct. 12, 2011 and U.S. provisional patent application 61/619,751 filed Apr. 3, 2012.

[0003] This application is related U.S. patent application Ser. No. 11/931,872, filed Oct. 31, 2007, entitled "System and methods for servicing electronic transactions".

[0004] Each of the foregoing applications is incorporated herein by reference in its entirety.

[0005] This application is related to the following U.S. patents, each of which is incorporated herein by reference in its entirety: U.S. Pat. No. 6,769,607, filed Jun. 6, 2000, entitled "Point of sale and display adapter for electronic transaction device"; U.S. Pat. No. 6,705,520, filed Nov. 15, 1999, entitled "Point of sale adapter for electronic transaction device"; U.S. Pat. No. 5,590,038, filed Jun. 20, 1994, entitled "Universal electronic transaction card including receipt storage and system and methods of conducting electronic transactions"; U.S. Pat. No. 5,884,271, filed Sep. 6, 1996, entitled "Device, system and methods of conducting paperless transactions device", U.S. Pat. No. 6,925,439, filed Mar. 10, 1999, entitled "Device, system and methods of conducting paperless transactions"; U.S. Pat. No. 7,308,426, filed Aug. 11, 1999, entitled "System and methods for servicing electronic transactions"; and U.S. Pat. No. 7,366,990, filed Jan. 19, 2001, entitled "Method and system for managing user activities and information using a customized computer interface".

BACKGROUND

[0006] 1. Field

[0007] The methods and systems of a multi-tier mobile transaction platform for secure personalized transactions in a multi-domain ecosystem generally relates to mobile transaction processing security.

[0008] 2. Description of the Related Art

[0009] Mobile transactions are becoming the most prevalent form of point of sale payments. Existing systems for mobile transaction processing do not have the scalability and flexibility of configurability needed to address the ever growing demand for secure personalized transaction services and client contact to meet future business needs.

SUMMARY

[0010] A mobile transaction platform (MTP) may comprise a carrier-grade, infrastructure platform that may facilitate the development and delivery of secure transactional services, both mCommerce (e.g. over-the-air) and mPayment (e.g. Near Field Communication (NFC) Proximity), to a broad range of mobile phone environments. A MTP may include an enhanced software development methodology to further simplify development and hide phone environment-specific complexities from the developer by providing a consistent, common development environment. Native phone features may also be exposed during development to allow developers to define native phone experiences and the like while still benefitting from a common and robust development methodology and environment. One benefit of using the MTP is rapid mobile service development for a broad range of mobile handsets to quickly build a profitable mobile transaction ecosystem.

[0011] In addition, disclosed herein is an end-to-end secure transaction environment in which a trust model is applied that ensures not only secure electronic transactions but provides secure and safe electronic business operations among users, payment facilities, and merchants through the use of dynamic authentication of each user, each device operated by a user, and each transaction and/or service domain. The disclosed trust model ensures that, for example, users and merchants can conduct transactions without the use of "middle men" to ensure safe and reliable commerce. By authenticating a user through one or more main service facilities and by authenticating merchants and other providers through such main service facilities it is possible for each merchant to have a unique yet secure relationship with each user through any device on which the user has been authenticated to the main service facility. However, through use of a main service facility for authentication and enabling a robust trust model, multiple merchants (e.g. providers of products, financial services, and many other services described herein) may securely and directly transact with a single user. In this way a plurality of authenticated merchants may be available to the user in an aggregated portfolio that may facilitate greatly improved secure electronic commerce.

[0012] Aspects of an e-business environment may include a provider domain (e.g. banks, merchants, etc.) that may be accessed through a wallet platform and provides the ability to build out wallet and widget capability to enable looking at an electronic transaction environment from a risk management perspective. In an example, cross selling across the ecosystems may take advantage of the methods and systems described herein thereby allowing mapping of risk management into the e-commerce process.

[0013] Aspects of a secure multi-domain ecosystem environment may extend the environment to the consumer. Once a consumer is authenticated into such an environment one may have the ability to establish trust models that may enable delivery of a particular instance of services by a single trust model. Other products/services may be delivered by the use of other trust models.

[0014] Also, the methods and systems herein may facilitate extending a security tunnel to merchants that may be embodied as a tunnel within a tunnel, which may enable a core security architecture. In this way businesses can avoid getting bogged down with security rather than focusing on applications that will provide a sustainable business model. In an example, the methods and systems herein may enable a business person to look at the frequency of use of applications (e.g., 3×/day vs. 3×/month) to help envision a significantly different trust model for each of a range of different user interaction models.

[0015] These and other systems, methods, objects, features, and advantages of the present invention will be apparent to those skilled in the art from the following detailed description of the preferred embodiment and the drawings. All documents mentioned herein are hereby incorporated in their entirety by reference.

BRIEF DESCRIPTION OF THE FIGURES

[0016] The invention and the following detailed description of certain embodiments thereof may be understood by reference to the following figures:

[0017] FIG. **1** illustrates a dynamic ecosystem **100** for secure mCommerce and mPayment transactions.

[0018] FIG. **2** illustrates a mobile transaction platform (MTP) high level structure.

[0019] FIG. **3** illustrates mobile transaction platform (MTP) architecture.

[0020] FIG. **4** illustrates a high level architectural view of a wallet application with a MTP mClient runtime.

[0021] FIG. **5** illustrates an overview of a widget development process with reference to a development cycle.

[0022] FIG. **6** illustrates an overview of an ecosystem for a secure personalized transaction.

[0023] FIG. **7** illustrates an exemplary client architecture for use in an ecosystem for secure personalized transactions.

[0024] FIG. **8** illustrates an ecosystem for secure personalized transactions including an MTP structural configuration with a protocol abstraction support capability.

[0025] FIG. **9** illustrates an alternate configuration of an ecosystem for secure personalized transactions as illustrated in the FIG. **8**.

[0026] FIG. **10** illustrates a notion of a tiered platform that may span a range of ecosystem elements.

[0027] FIG. **11** illustrates an embodiment of selecting ecosystem features for inclusion in each of an enabling tier, a service tier, and a personalization tier of a multi-domain ecosystem platform for secure personalized transactions.

[0028] FIG. **12** illustrates an expert engine for facilitating modifying each of a personalization and a service tier for each of a plurality of service providers in a multi-domain ecosystem for secure personalized transactions.

[0029] FIG. **13** illustrates an embodiment of selecting business needs and device functionality for inclusion in each of an enabling tier, a service tier, and a personalization tier of a multi-domain ecosystem platform for secure personalized transactions.

[0030] FIG. **14** illustrates a method of developing a widget.

[0031] FIG. **15** illustrates a method of widget usage.

[0032] FIG. **16** illustrates a transaction flow diagram for installing a widget.

[0033] FIG. **17** illustrates a state diagram depicting a lifecycle of a widget in a MTP system.

[0034] FIG. **18** illustrates a widget lifecycle from development to execution.

[0035] FIG. **19** illustrates a high level view of an access control mechanism.

[0036] FIG. **20** illustrates a method for loading and execution of a widget with respect to the access controller.

[0037] FIG. **21** illustrates a widget runtime footprint based on a widget access control policy.

[0038] FIG. **22** illustrates a widget approval process.

[0039] FIG. **23** illustrates an exemplary and non-limiting embodiment of widget architecture.

[0040] FIG. **24** illustrates a high level architecture view of a client-device container.

[0041] FIG. **24**A illustrates a detailed view of mobile transaction platform related elements of a mobile device.

[0042] FIG. **24**B illustrates wallet companion domain features, and control and data flow.

[0043] FIG. **25** illustrates an offer or coupon-related transaction flow diagram.

[0044] FIG. **26** illustrates a state machine diagram of the coupon applet during the transaction flow according to an example.

[0045] FIG. **27** illustrates an interaction between an applet and a Point of sale terminal.

[0046] FIG. **28** illustrates a state machine diagram of the coupon applet during the transaction flow according to an example.

[0047] FIG. **29** illustrates a high level architecture of a system for a deployment of the present invention in an exemplary embodiment.

[0048] FIG. **30** illustrates a flow chart describing a method of installing the mobile wallet on the mobile phone of the user using SMS with a download URL.

[0049] FIGS. **31**A and **31**B illustrates a method for wallet activation by the user.

[0050] FIG. **32** illustrates a method as an example of the search and download use case.

[0051] FIG. **33** illustrates an exemplary method for the OTA-transaction.

[0052] FIG. **34** illustrates a method as an example for the card issuance use case.

[0053] FIG. **35** illustrates a method as an example to terminate a wallet.

[0054] FIG. **36** illustrates a method as an example for publishing a widget.

[0055] FIG. **37** is a method for adding a widget for the first time along with a TSM interaction.

[0056] FIG. **38** is a behavioral model of a system for widget access verification with reference to the widget loading time signature, verification, and execution time access verification.

[0057] FIG. **39** illustrates a dynamic ecosystem for secure commerce and payment transactions.

[0058] FIG. **40** illustrates a method of protocol abstraction in a dynamic ecosystem for secure commerce and payment transactions.

[0059] FIG. **41** illustrates a method of tokenization of transaction content in a dynamic ecosystem for secure commerce and payment transactions.

[0060] FIG. **42** illustrates a point-of-sale device to receive a dynamic token from a mobile wallet running on a mobile device.

[0061] FIG. **43** illustrates a method of generating a token for an electronic transaction wrapper for secure content traversing a network in a dynamic ecosystem for secure commerce and payment transactions.

[0062] FIG. **44** illustrates a method of tokenization of a transaction wrapper in a dynamic ecosystem for secure commerce and payment transactions.

[0063] FIG. **45** illustrates a method of performing electronic transactions across an open network by transmitting a dynamically generated tokenized wrapper that includes a token representing transaction content in a dynamic ecosystem for secure commerce and payment transactions.

[0064] FIG. **46** illustrates a method of protocol abstraction in transaction flow that includes multiple acquisition methods with a single issuing bank.

[0065] FIG. **47** illustrates a method of protocol abstraction in over-the-air transaction flow that includes single acquisition method and multiple issuing banks.

[0066] FIG. **48** illustrates a method of tokenized transactions, tokenized protocol abstraction, and tokenized wrapper.

[0067] FIG. **49** illustrates an single trust domain model.

[0068] FIG. **50** illustrates the single trust cluster model as illustrated in FIG. **50**, which may assume that a trusted third part is accessible in the ecosystem.

[0069] FIG. **51** illustrates a multiple trust cluster model.

[0070] FIG. **52** illustrates a direct trust relationship where no two entities are compelled to trust each other.

[0071] FIG. **53** illustrates message bus communication architecture.

[0072] FIG. **54** illustrates a high level block diagram of various subsystems of a payment facilitator system.

[0073] FIG. **55** shows various components of the wallet.

[0074] FIG. **56** illustrates a high level block diagram of the deployment model **5600** maybe based in a payment facilitator container.

[0075] While described herein with reference to various embodiments, it is understood that, in all cases, unless otherwise specified, references to an "embodiment" or "embodiments" refer to one or more exemplary and non-limiting embodiments. Also, it is understood that, in all descriptions herein, unless otherwise specified, even when not explicitly being referenced to an "embodiment" or "embodiments" refer to one or more exemplary and non-limiting embodiments.

[0076] A multi-domain ecosystem may be configured for secure personalized transactions via a multi-tiered secure mobile transactions enabling platform that may comprise an enabling tier, a service tier, a personalization tier, an expert tier, and an experience framework tier. A multi-domain ecosystem may include a plurality of service providers, instrument issuers, mobile transaction processors, transaction acquirers, third-party authenticators, and a plurality of users accessing the ecosystem via a diversity of electronic devices. A multi-tiered secure mobile transactions ecosystem-enabling platform as described herein may facilitate any ecosystem participant to configure aspects of the ecosystem to satisfy a set of unique business model needs. The multi-tiered secure mobile transactions ecosystem enabling platform may offer software development and element configuration tools to prepare and personalize electronic wallets, active device widgets, back-end infrastructure runtime code, and the like that target specific business model and/or trust model needs. By facilitating secure, trusted, ecosystem operations (e.g. issuance, maintenance, and use of electronic wallets) the platform may support securely transacting via a single mobile device with a large number of distinct domains. By providing tools to personalize functional elements (e.g. widgets) for deployment in mobile devices, the platform may facilitate, secure, customized transaction-related communication between the plurality of distinct domains (e.g. distinct service providers) and a user, such as a customer, that may increase opportunities for interacting with the customer by a factor of ten or more.

[0077] A multi-tiered secure mobile transactions enabling platform, which may alternatively be coined a mobile transaction platform or MTP, may deliver secure transaction functionality for users, enabling an ecosystem of participants which include service providers, issuers/acquirers of instruments and services, related support and value added service providers, and distribution networks, among others. A multi-tiered secure mobile transaction enabling platform may be delivered through well structured software and/or hardware modules focused on delivering capabilities such as direct service provider to user communication, messaging and notification, security and authentication, over-the-air (OTA) provisioning, OTA trusted service manager (TSM) proxy operation, client-based secure ecosystem container operation, wallet and widget management, transaction engine operation, digital instrument management, location and/or geo-fencing support, augmented reality, and the like.

[0078] The methods and systems of a multi-tier mobile transaction platform for secure personalized transactions in a multi-domain ecosystem may facilitate establishing and operating a market place or exchange of transaction-related credentials. These credentials may be tokenized or may not be tokenized, subject to the requirement of their respective issuers and acquirers, related to payment and non-payment services, and the like. These credentials may be transacted over-the-air and in proximity environments over host of channels, such as point of sale terminals, and the like. By employing these methods and systems that may enable such a transaction-related credential exchange, a key business problem related to scaling such an ecosystem may be solved. This exchange of transaction-related credentials may completely remove the need for a single service provider to embed themselves as the effective exchange of such transaction credentials, and rather allow for existing issuers, acquirers and service providers (and/or consumers of such credentials) to continue to leverage their existing systems, business, and risk-management practices. Such an exchange will add value by leveraging the aspects of the mobile transaction platform described herein including various deployment models, configurable ecosystem rules, underlying aggregation security architecture and configurable security trust models, necessary tools, utilities, web-services, mobile device and server applications (e.g. wallets, containers, widgets, wallet companion domains), and the like. The result may be high quality service delivery in a highly scalable enterprise environment for ensuring the different ecosystem participants can be integrated and new participants can be added without burdensome overhead.

[0079] FIG. **1** illustrates a dynamic ecosystem **100** for secure mCommerce and mPayment transactions. The ecosystem **100** may be described herein. The MTP **114** may be configured to power a dynamic ecosystem for secure mCommerce and mPayment transactions as described below. The MTP may be set up in a network provider's domain **102** and integrated into a system of the network provider **104**. In an example, an enterprise service bus (ESB) **108** of the network provider **104** may be used for integration. The MTP **114** may be connected to an ecosystem of service and security providers **110**, which may include one or more trusted service managers (TSMs), for example, **112***a*, **112***b*. The network provider **104** may use the MTP **114** to create a branded mobile application targeting a specific business vertical. In an example, the mobile application may be a mWallet for the retail/financial domain or a mHealth application for the healthcare vertical. In an example, the mobile application may provide a core set of services to a user, specific to a domain for which it may have been created. For the purpose

of this invention, the mobile application may be a wallet assuming a retail domain application. In an example, the wallet may also facilitate, application lifecycle and security, standardized user experience and widget management responsibilities. The widget may provide specific business services and complies with the wallet guidelines. The mobile application may be downloaded onto a user handset **118**. The ecosystem of services **110** may be configured to authenticate any transaction done over the handset **118**. In an example, the user handset **118** may be used at a merchant terminal **120**. The merchant terminal **120** may be configured to receive communication from the ecosystem cloud **110** regarding the widget authentication of the user handset **118** widget **122**, when used in vicinity of the merchant terminal **120** for effecting a transaction.

[0080] In an example, individual, independent service providers may use the MTP SDK to build widgets that may be loaded into the wallet. These widgets may provide incremental, functionality that may enhance the overall appeal of the mobile application. The wallet and the widgets may provide the users with OTA value added services (VAS) and proximity NFC services. The container (or MTP mClient runtime) may provide the wallet and the widgets a secure runtime environment and the services to communicate OTA with the server (OTA services) and also communicate with the secure element to manage payment and non-payment applets for proximity NFC transactions.

[0081] In an example, the widgets may have an associated applet running in the secure element. In an example, the widgets may not have an associated applet running in the secure element. In an example, the service providers may only choose to provide only OTA services. In an example, the MTP and TSMs may collaborate together to provide the entire NFC experience. In an example, the wallet and the widget (including soft card) provisioning, setup and management may be handled by the MTP, while applet issuance and personalization may be done by the TSM. In an example, the network provider may ensure that the NFC readers at merchant locations may be equipped to handle the proximity protocols that may be used by the various applets that may have been loaded into the phone's SE. These readers may then process the transaction through an acquiring network that may switch the transaction to the appropriate ecosystem service provider in the cloud. The wallet and/or the widget may communicate with the ecosystem cloud to determine service status and various other VAS requirements like balance, transaction history, stored value top up, and the like.

[0082] In exemplary and non-limiting embodiments, the MTP may be configured for providing the wallet, the widget, and manage the transaction along with all the relevant business services that may be associated with delivering wallets to a universe of diverse mobile environments. In exemplary and non-limiting embodiments, the MTP may be configured for providing an improved SDK that may to help build a wallet and ecosystem of service providers that may create widgets with elaborate feature sets without having to worry about handset fragmentation. In exemplary and non-limiting embodiments, the MTP may be configured for establishing connectors with various ecosystems to deliver a dynamic user experience and diverse set of services to the end user that may be accessed irrespective of time and geographical location.

[0083] The MTP may be deployed for customers from various countries and may be tailored to specific country requirements. For example, the MTP may be used in The United States of America (USA), Japan, China, India, Singapore, Mexico, and Bolivia, for a variety of mCommerce and mPayments services. In exemplary and non-limiting embodiments, the MTP may be configured for providing banking services, ticketing services, and payment services.

[0084] In exemplary and non-limiting embodiments, the MTP may be deployed in a cloud and may be configured to aggregate various disparate service providers, to effectively provide end users with a suite of personalized secure transactional services. In an example, the network providers may deploy the enabling layer of the MTP (for example, the wallet and the transaction management along with infrastructure components), which may be agnostic to the services and channels. The enabling layer of the MTP may be configured to support an ecosystem of service providers for example, banks, merchants, healthcare providers, and the like. The enabling layer of the MTP may be configured to support all third party developers that may use the SDK to build their individual personalized applications for example, secure transaction applications.

[0085] FIG. **2** illustrates a MTP high level structure **200**. A MTP **212** may be a client server platform. The client may operate on various mobile handsets and the server may operate in the service provider's "cloud". The client and the server may follow the high level architecture as shown in FIG. **1**. The high level architecture may have three distinct components that may be required to build out an ecosystem. The distinct components may include a mobile enabling tier, a service tier and a software development kit (SDK). Each of the distinct components may interact with the client and the server. In exemplary and non-limiting embodiments, the mobile enabling tier may include infrastructure or business independent components that may be necessary to develop mobile applications. In exemplary and non-limiting embodiments, the service tier may include a collection of reference service implementations for wallet ecosystems and value added services. In exemplary and non-limiting embodiments, the SDK may include a set of tools and APIs that may be necessary to develop the wallet and the widget services (described in this document) and build a comprehensive ecosystem.

[0086] In exemplary and non-limiting embodiments, the mobile enabling tier may include different components for the client and for the server. For example, the mobile enabling tier for the client may include infrastructure runtime container software (SW) built using the mobile phone's specific development environment. In an example, the mobile enabling tier may provide the client a common abstraction to underlying phone capabilities with common Developer APIs, UI Interpretation and rendering engine, business execution environment, widget and wallet lifecycle management, Patterns for OTA/proximity transactions, etc. In an example, the mobile enabling tier may provide the server infrastructure software deployed in network provider's domain that may be configured for establishing and managing a secure mobile transactional ecosystem. In an example, the mobile enabling tier may provide the server with software equipped for wallet management, stateful transaction engine, object lifecycle management, channel specific communication, multi-domain security policy and risk management, OTA provisioning, and the like.

[0087] In exemplary and non-limiting embodiments, the service tier may include different components for the client and for the server. In an example, the service tier for the client may include a library of common platform services that may

be used to implement a plurality of business use cases. The common platform services may run within the business execution environment provided by the enabling tier. In an example, the service tier may include three basic units. A first unit may be a use case, for example, a client side workflows and templates built for the various transaction services. A second unit may be an instrument, for example, a corresponding single wallet instrument that may facilitate mapping to real world instruments. In an example, the instrument may provide data for a visual or a display. In an example, the instrument may provide data for an over-the-air (OTA) transaction. In an example, the instrument may provide data for a proximity transaction. In an example, the instrument may provide data for an administration. A third unit may include at least one trust model. The trust model may facilitate implementation for authentication schemes, which may include a tow factor authentication (2FA). The 2FA may be required by different widget providers and may be relevant for the ecosystem.

[0088] In an example, the service tier for the server may include a library of business specific components and associated service templates that may be partially or entirely reused to develop a customer centric offering. In an example, the services may include wallet services **202** and value added services **204**. The wallet services **202** may include managing the lifecycle of the wallet and payment tokens. The value added services may include providing business services. The service tier may include three units. A first unit may be a use case, for example, the server side template may be built using the mobile enabling tier's transactional framework for implementing a specific use case. In an example, there may be one or more varying templates for a business service (example, bill payment, movie ticketing, and the like). A second unit may include at least one instrument or token. The instruments may include business specific data objects (for example, credit card, bank account, bill, coupons, etc.) that may be reused across various services and may provide a commonly understood definition for the object and implementation for the rules governing the object's lifecycle and transaction. A third component may include at least one trust model. The trust model may facilitate implementation for different authentication schemes for the services, including support to operate within individual trust clusters with their independent TSMs.

[0089] In exemplary and non-limiting embodiments, the SDK may include different components for the client and for the server. In an example, the SDK for the client may be divided into 2 parts. A first part may be a wallet SDK **208** and a second part may be a widget SDK **210**. In an example, the wallet SDK **208** may provide access to the wallet services **202**, privileged APIs, and the necessary components to build the wallet container application or user experience. In an example, the widget SDK **210** may facilitate the ecosystem partners to build their widgets that may operate within the wallet container. In exemplary and non-limiting embodiments, the SDK may essentially facilitate client side configuration and user experience. In an example, the SDK may facilitate configuration by facilitating customizability for parameters exposed by the client container. This may include device specific parameters, variables (like PIN size, exit confirmation, selecting inclusion of modules, etc.). In an example, the SDK may provide user experience by facilitating the development of differentiating user experiences across handsets.

[0090] In an example, the SDK for the server may include at least one library that may allow any ecosystem server to communicate with the wallet, format content for the widgets, and expose services to the wallet application. The library may include a configuration module and an interface module. The configuration module may allow customizability for parameters exposed by the server's mobile enabling and service tier. The parameters may be configured in property files and resource bundles. The interface module may provide connectors developed to facilitate communication with various backend systems that may collaborate to fulfill the complete end to end service. The interface module may also include web services exposed by the platform to integrate peripheral systems like customer care, user portals, and the like.

[0091] SDK vision—In an example, the SDK may refer to a collective set of tools and the underlying platform's APIs, utilities, patterns, interfaces, XML definitions, abstractions, and the like that may be used and/or followed to facilitate creation of a mobile client application or widget that runs within the MTP **212**. The SDK's may facilitate development of the application without requiring in depth knowledge of the MTP or underlying phone environments. In an example, the complexities of secure, reliable mobile transactions may be designed so as to be "hidden under the hood" of the mobile enabling tier.

[0092] The SDK may support an open tool driven development for third party partners and sound illusion (SI) teams. The SDK may empower developers to independently build and distribute their own personalized secure transaction widgets based on the guidelines issued by the wallet management/enabling layer provider (typically a network provider). The SDK may open up various layers (essentially top to bottom). The SDK may provide access to the platform's lateral capabilities with respect to supporting multiple handset OS, robust messaging and communications, security and authentication, and NFC based secure proximity transactions for payment as well as non-payment services. The SDK may simplify development of the wallet and the widget. In an example, the MTP may also have a provision for building native wallets directly to leverage underlying functionality that may not yet be exposed through the SDK. This may give a developer the best of both the SDK and the MTP with enough flexibility to build an improved user experience.

[0093] FIG. **3** illustrates a detailed architecture of an MTP server **300**. The MTP server may be an enabling infrastructure for building a wallet ecosystem that may support mCommerce (for example by OTA) and mPayment (for example by NFC Proximity) transactional services. The server may provide a front end gateway thereby extending the services offered by the ecosystem partners or service providers **324** (for example, the merchants, the banks, and the carriers) to a plurality of mobile handsets **328** through the mobile wallet application. In an exemplary and non-limiting embodiment, the server may include a set of components that may collaborate to provide wallet management, transaction management, and ecosystem integration. The server may be developed in Java and may support various application servers and databases. In an example, the server may be a container for the services being offered by the MTP. In an example, the server may be hosted in a secure DMZ (demilitarized zone) in a clustered setup for mission critical applications with connectivity to the ecosystem cloud.

[0094] As illustrated in FIG. **3**, the MTP architecture may include server infrastructure components, service templates

and reference implementations, NFC infrastructure components, and host integration framework.

[0095] In an example, the MTP server may include a plurality of channels **302**, a communication module **304**, an OTA component **308**, a wallet management module **310**, a transaction engine **312**, a notification and service bus **314**, an instruction management module **318**, at least one value added services (VAS) module **320**, NFC infrastructure **322**, and a host integration framework. In an example, the channels **302** may provide a channel specific adaptation for requests to be received through multiple channels such as Mobile Data, SMS, USSD, and the like. In an example, the communication module **304** may provide the framework for supporting secure mobile client server interactions. The communication module **304** may facilitate the communication, authentication, authorization, and the like from the individual business components. The flexible architecture may facilitate a service developer to extend the security or introduce new requirements by adding additional layers. In an example, the OTA component **308** may provide a support that may be required for facilitating OTA delivery of applications, widgets, and personalized tokens that may be used during transactions. In an example, the OTA provisioning may include devices discovery and ensuring the appropriate version may be delivered to the device. In an example, the wallet management **310** module may provide the implementation for the wallet state management, lifecycle services, version management, wallet history, etc. The payment services, for example, provisioning of soft cards and personalizing applets, may also be included as a part of wallet management. In an example, the transaction engine **312** may provide the framework for developing OTA transactional services. The transactional service implementation may be developed by following the templates provided by the transaction framework. The requirements of reliability, security, logging, etc. may be transparently managed by the transaction framework. The transaction framework may provide a centralized access to interfaces with internal virtual accounts and external payment gateways. In an example, the notification and message bus **314** may provide an object exchange bus with the client application. In an example, the notification and message bus **314** may include support for pushing alerts and message to the wallet. In an example, an instrument management module **318**, there may be several components which may provide various wallet instruments (for example, credit cards, bills, tickets, etc.) and manage various lifecycle services and configurations associated with these instruments within the platform. In an example, at least one of the VAS modules **320** may include a library of service templates and implementations for common business services that may have been built and deployed using the MTP platform. In an example, the NFC infrastructure **322** components a set of components that may integrate with the NFC ecosystem hosts for orchestrating the issuance and personalization of soft card and applets. The integration may support be required for enabling global platform compliant NFC transactional services from the ecosystem. In an example, the host integration framework may a layer including various connectors that may be plugged into the server to communicate with the back-end systems for facilitating the transactional services. The host integration framework may include a series of interface definitions which may have to be implemented by the service developer in the form of connectors to communicate with external host systems.

[0096] In various exemplary and non-limiting embodiments of the present invention, the primary responsibilities of the MTP server may include providing wallet management for the community of wallet users. In an example, the wallet management may include wallet lifecycle services, payment, widget management, and the like. In various exemplary and non-limiting embodiments of the present invention, the primary responsibilities of the MTP server may include establishing a service ecosystem and orchestrate transactions from the wallet application with the ecosystem service providers in a secure and reliable manner. In various exemplary and non-limiting embodiments of the present invention, the primary responsibilities of the MTP server may include supporting a third party developer community in building and distributing transactional widgets and manage the widget discovery and delivery. In various exemplary and non-limiting embodiments of the present invention, the primary responsibilities of the MTP server may include providing defined patterns and templates for implementing mobile financial transactions that hide the complexity of security, reliability, etc. from the service developer.

[0097] FIG. **4** illustrates a high level architectural view of the Wallet application with a MTP mClient runtime **400**. For the purpose of this figure a wallet **404** and widget **408***a* and **408***b* may be similar as modules described above but differ in functionality and responsibilities. In various exemplary and non-limiting embodiments of the present invention the MTP mClient **402** may be an enabling infrastructure for rapid mobile application development. The mClient may provide a container based approach to supporting multi-tenant application architecture. In an example, the mClient container may be a phone specific runtime environment for the wallet **404** and the widgets **408***a* and **408***b* that may be developed using the MTP SDK. The mClient container may facilitate application execution, transactional security, reliability, device specific implementations, and the like thereby allowing the developer to focus more on a service's unique functions. The mClient container may be built on top of the device specific APIs and available for popular device environments for example, phone APIs **444**. The mClient runtime may generate a native application screen from the widget descriptors. The screen may ensure that a button on the screen may appear like a native Android®, Blackberry®, or iPhone® button on the respective devices. The mClient server may include at least one phone independent API **410**. The phone independent API **410** may ensure that widgets **408***a* and **408***b* developed using the SDK run across all supported handsets. The phone independent APIs **410** may be specifically designed to provide all the support that a developer may need to create an improved user experience. The mClient server **402** may be configured so as to facilitate the native implementation within the underlying phone O/S as it may be abstracted away through the runtime and API. In an example, the wallet application may be like a widget as the wallet application may be interpreted and executed by the mClient runtime **402**. In an example, the wallet **404** may have a privileged control over the mobile application. The wallet **404** may also define additional APIs for the widget developers that may be specific to the application's context (for example, related to financial sector, retail sector, healthcare sector, government).

[0098] In various exemplary and non-limiting embodiments of the present invention, the mClient runtime may have components that may wrap all the major phone platform developer APIs. In an example, the UI framework and the

workflow engine may render the user interface and handle the event based execution of local business functions.

[0099] In various exemplary and non-limiting embodiments of the present invention, the mClient runtime may include following components. The mClient runtime may include an UI framework **412**. In an example, the UI framework **412** may provide the necessary infrastructure to render the user interface. In an example, the UI framework **412** may include a UI engine **414**, a UI screen & layouts **418**, a set of styles **420**, and a plurality of UI elements **422**. The UI framework **412** may be configured to manage the diversity of handsets and screen capabilities. In an example, the UI engine **414** may manage the generation and display of screens **418** based on the screen configuration provided in the application XML. The mClient runtime **402** may include an action framework **424**. The action framework **424** may provide the necessary support to execute business specific logic (actions). The action framework **424** may be in the form of custom JavaScripts or pre-existing platform services. The action framework may include a script engine **428**. The script engine **428** may control the execution of the action and interaction with the user interface. The mClient runtime **402** may include a widget management component **430**. The widget management component **430** may facilitate managing the widget lifecycle services **432** such as installation, loading, unloading, removal, update, etc. The widget management component may include an access controller **434** to manage access control to only permit widgets to access resources for which they have permissions in their widget descriptor. The mClient runtime **402** may include a communication component **438**. The communication component **438** may be configured for providing the basic communication services between the client and server applications. The communication component **438** may provide communications support for HTTP (& HTTPS) and SMS channels. In an example, the communication component **438** may include packet construction, encoding/decoding and basic HTTP error handling. In an example, the communication component **438** may support attachments to the communication packet for non-essential business objects like alerts and advertisements. The mClient runtime **402** may include a database component **440**. The database **440** may provide services to store, update, remove and find data from a local database. In an example, the database **440** may provide APIs which, may not available from the native phone platform. The mClient runtime **402** may include a security component **442**. The security components **442** may provide crypto APIs for encryption, decryption, hash based message authentication code (HMAC), secure random hashing, and the like. The mClient runtime may include a NFC component. The NFC **448** may implement the global platform compliant NFC services and provides APIs for interact with the applets on the phone's secure element. The NFC **448** may contain APIs for NFC tags and peer-to-peer (P2P) mode. The mClient runtime may include a phone component. The phone may provide platform services to interact with the phone components like calling, SMS, LED, vibrate command, calendar function, contact management, and the like. The mClient runtime may include the widgets **408***a* and **408***b*. The widget may be a service bundle that may encapsulate the screens, content, resources, JavaScript, and styles for a collection of business services. The widgets may be built using the MTP SDK which may includes a set of tools that operate on a pre-defined set of XML files

[0100] In various exemplary and non-limiting embodiments of the present invention, the mClient may be a container within which widgets may be installed and run. In various exemplary and non-limiting embodiments of the present invention, mClient may simplify development of end to end visual workflows for the entire mobile application. In various exemplary and non-limiting embodiments of the present invention, the mClient may provide a set of well tested, standardized APIs and platform services for application developers to quickly use to build their applications across mobile handset platforms without a risk of device fragmentation issues. In various exemplary and non-limiting embodiments of the present invention, the mClient may generate an improved user interface that may utilize the native smart phone capabilities, but may still be responsive on limited capability devices. In various exemplary and non-limiting embodiments of the present invention, the mClient may provide defined patterns for implementing mobile financial transactions that may be configured so that to have complexity of security, reliability, and the like as a backend operation.

[0101] FIG. **5** illustrates an overview of a widget development process with reference to a development cycle.

[0102] In exemplary and non-limiting embodiments, the MTP SDK may be configured for facilitating the overall widget development **500** and provide a greater degree of flexibility and independence to the widget developers. A first stage in widget development may be a design stage **502**. In an example, a developer may create the mobile application using a Microsoft office Visio® or a similar tool & any XML and JavaScript editor. Further to development, a widget or widget file **504** may be packaged. In an example, the developer may use an eclipse plug-in to package the widget workspace and create a widget package. The widget package may be sent to an automated build server for widget generation **508**. The widget files **504** may not be in a form of a widget binary **514**. In an example, the automated build server may generate an application binary consisting of the mClient runtime as well as the widget package. Further to packaging, a widget may be tested using a test container **510**. In an example, the developer may utilize any off-the-shelf device simulator to verify widget flows and script execution. Further to testing, the widget may be published to a MTP server **512**. In an example, the wallet users may be able to discover widgets and download them from the MTP server **512**.

[0103] In exemplary and non-limiting embodiments, a plurality of tools may be used for widget development, for example, the MTP-SDK, the MTP visio add-on, and the MTP eclipse plug-in.

[0104] In an example, the MTP SDKs for the server side and the client side development. The client side SDK (also referred to as mClient SDK) may be essential for developing any mClient Widget. The server SDK may provide a set of useful protocols and contracts that may facilitate the developers to build on MTP's proven enabling frameworks. In an example, independent web services for the widgets may also be developed, without using the MTP Server.

[0105] In exemplary and non-limiting embodiments, the MTP mClient SDK may consists of a set of APIs to access various native phone platform services like database, contactless, communication, and the like. The APIs may be provided as JavaScript functions and may be utilized by the widget developers. In exemplary and non-limiting embodiments the MTP server SDK may consists of useful libraries and contracts which may enable rapid integration with mClient wid-

get's utilizing MTP's underlying implementation for communication, security, reliability, failover, and the like.

[0106] In an example, Development of elements of an MTP, such as with a SDK, may be supported by a visualization development capability (e.g. Microsoft Visio®) that facilitates developers defining user interface workflows by performing drag-n-drop actions with MTP templates, stencils, and the like. The MTP add-on may facilitate export of the workflow into an MTP, phone independent, XML format (for example, MTP application descriptors).

[0107] In exemplary and non-limiting embodiments, the MTP eclipse plug-in, the MTP SDK may be supported by an Eclipse plug-in that may be used to generate the wallet application or widgets from the application descriptors. The MTP eclipse plug-in may provide a single click build option for all the supported device platforms.

[0108] A mobile transaction platform may include reference implementations for elements such as containers, wallets, widgets, and for applications such as finance, retail, health, government, and the like. The features and functions of a mobile transaction platform may be delivered through multiple deployment models, which may include the use of a native client application (e.g. a container or mClient) that may be supported by MTP tools that providers can use to develop client functions such as wallets, widgets, companion applets, couponing applets, and the like. Similarly, the MTP may facilitate deployment of web-services (that may be provided and/or customized for each provider) that may facilitate exposing different features of the MTP, and the like. An MTP, such as a multi-tiered secure mobile transactions enabling platform described herein, may include tools that can be used to develop wallets, widgets, companion applets, etc. These tools and methods for configuring and delivering wallets, widgets, and the like may also be configured with a wizard-like utility to expedite ecosystem development. Additional MTP tools can be configured to monitor usage and transactional information, and further offer up intelligent options and solutions for optimization based on various capability and performance criteria, etc.

[0109] A multi-tiered secure mobile transactions enabling platform may satisfy enterprise service delivery environment expectations and demands with the necessary support for scalability, redundancy, inter-operability, service delivery, message definitions, and the like. The platform may be delivered either through a hosted model for service/issue/acquisition providers and/or through a managed service model. The MTP facilitates implementing rules (e.g. business, transaction, trust, and the like) across an ecosystem as described herein, which can govern various ecosystem operations including on-boarding of participants into the ecosystem, how the participants access and consume the various services through the ecosystem, how a participant may be removed from the ecosystem, how different participants within the ecosystem may cooperate with each other, how different participants may cooperate with entities outside of the ecosystem, how participants acquire customers, how participants will support customers, how participants may capture data related to users and transactions (static and dynamic), how participants will use such data, share such data, and monetize such data—within the ecosystem as well as outside, among other things.

[0110] A MTP may be associated with an expert engine for providing customer support to consumers as well as providers/participants in the ecosystem. The expert engine may be leveraged to deliver a simplified user experience to consumers as well as providers/participants through the methods and systems described herein. An MTP may be architected with several tiers or facets as described herein and labeled for the sake of description as enabling, service, personalization and the like, with each tier potentially further divided into other tiers, such as logical and physical tiers or aspects. Such a multi-tiered architecture or platform may uniquely help deliver the services and functionality in a multi-domain (and optionally multi-tenant) ecosystem as described herein while ensuring independent ownership among service providers and supporting evolution of differentiated capabilities, especially in a multi-domain ecosystem environment.

[0111] An MTP may be delivered through containers that may facilitate ecosystem-wide capabilities, wallets that may facilitate differentiated instrument implementation related capabilities and features, (e.g. NFC, NFC with Secure Element (SE), tokenization, tokenization exposed through QR Code/BarCode and the like), and widgets that may facilitate differentiated capabilities and features that providers can directly expose out to the end-user without disintermediation within the ecosystem.

[0112] A MTP, such as the multi-tiered secure mobile transactions enabling platform described herein, may ensure aggregation of different front-end protocols across an ecosystem, such as a multi-domain ecosystem described herein, based on back-end requirements of the ecosystem participants, rules and the like. Aggregation of different front-end protocols may be optimized further by providing an abstraction or wrapper capability, and/or a tokenization of the wrapper capability.

[0113] A MTP may enable an ecosystem to progressively deliver protocol level functionality into the front-end, through the methods and systems described herein over an enterprise service delivery environment. Protocol level functionality delivery may further be enhanced by providing tokenization of the wrapper or aggregation capability described herein, or by use of ecosystem rules.

[0114] A MTP may be set up in a network provider's domain and portions thereof integrated into their systems. The MTP may additionally be connected to an ecosystem of service and security providers, including one or more Trusted Service Managers (TSMs). A network provider may use the MTP to create a branded mobile application targeting a specific business vertical. Such a branded mobile application may be a wallet for, for example, a retail/financial domain or, for example, a wallet for the healthcare vertical. Such a wallet application may provide a core set of services to a user specific to the domain for which it is created. In addition to providing core domain services, wallets may also handle application lifecycle and security, standardized user experience and widget management responsibilities. Widgets may provide specific business services and comply with the wallet guidelines.

[0115] FIG. **6** depicts an overview of an ecosystem for secure personalized transactions as described herein. The ecosystem **600** may include a plurality of participants such as a user of a client device **602**, issuers of instruments **610**, acquirers of transaction instruments **620**, service providers or merchants **608**, and a variety of an infrastructure elements including transaction and processing resources **604** that may include a mobile transaction platform (MTP) **622**, rules, interfaces to tools and participants that maybe embodied as one or more enterprise service busses (ESB), point of sale

facilities **612**, secure point of sale switching functionality **618**, functionality for abstracting transaction protocols **614**, and the like. The client device **602** may include a plurality of containers that may include a plurality of wallets, wallet companion applets, and a plurality of widgets for performing a transaction (e.g., payment transaction) for the one or more services/products that may be offered by a service provider, such as service provider **608**.

[0116] The MTP **622** depicted in FIG. **6** may be set up in a network provider's domain and integrated into the network provider's systems (optionally through their ESB). As shown, the MTP may be configured to be connected within the ecosystem **600** of service providers. Individual, independent service providers or merchants **608** may use the MTP software development kit and environment to build widgets that can be loaded into a wallet or a wallet container accessible on the client device **602**. These widgets may provide incremental functionality that may enhance the overall appeal of the wallet application. Further, the MTP infrastructure **604** may include rules such as to provide wallet, widget, and transaction management along with all the relevant business services that are associated with delivering wallets to a universe of diverse mobile environments. Further, the MTP may establish connections with various ecosystems to deliver a dynamic user experience and diverse set of services to an end user that can be accessed anytime, anywhere.

[0117] The ecosystem **600** may further include a plurality of issuers of transaction instruments **610**. The issuer **610** may provide various transaction instruments such as a virtual credit card, a gift card, a loyalty card, tickets and the like. The user of the client **602** may select these instruments using one or more wallets and widgets to perform a transaction. In an example, the plurality of issuers **610** may use tools provided in association with the MTP **622** to develop customized widgets to enhance the user experience, provide security, comply with issuer workflows, and the like. Further, the ecosystem **600** may include digital wallets (e.g. that may be installed on a mobile client **602**) that may include functionality for storing these instruments, performing a transaction for these instruments, and the like.

[0118] The ecosystem **600** may further be characterized by capabilities and features such as three-dimensional security for personalized transactions (e.g. device, domain, and user), multiple functionality tiers (e.g., an architecture with personalization, service, enabling tier, expert, and experience framework tiers or layers), support for multiple independent containers on a client device **602**, multiple distinct widgets within a container, multiple distinct and independent wallets within a container, single widget access to multiple wallets, single wallet access by multiple widgets, support for a plurality of trust models, and the like. The ecosystem **600** may further include a point of sale facility or functionality **612** that may be configured to perform real (e.g. proximity-based) and/or virtual (e.g. on-line) transactions. The ecosystem **600** may include a protocol abstraction component **614** that may include a wrapper such as to perform transactions across the multiple types of protocols between the client **602** and the point of sale facility **612**, and the like. For example, the protocol abstraction component **614** may enable a client device **602** perform a transaction independent of the protocol by which the point of sale device **612** or the aggregator switch **618** operates.

[0119] The ecosystem **600** may further include a plurality of acquirers **620**. Each of the acquirers **620** may be use tools provided in association with the MTP **622** for developing customized widgets, wallets, and the like. In an example, the ecosystem **600** may include a switch **618** for selecting the acquirer **608** from the plurality of acquirers for performing a transaction.

[0120] As depicted in FIG. **6**, issuers **610**, service providers **608**, acquirers **620**, and the like may have access to or may configure their portions of the ecosystem for secure personalized transaction with only portions of the ecosystem **600** functionality. In an example, acquirer **620**A includes wallet functionality, whereas acquirer **620***n* includes widget functionality. Likewise, issuer **610***a* includes wallet and widget functionality, whereas issuer **610***n* only includes widgets. Similarly, service provider **608***a* includes widgets, wallets, and containers, whereas service provider **608***n* includes only widgets and wallets.

[0121] FIG. **7** depicts an exemplary client architecture **700** for use in an ecosystem for secure personalized transactions. The client architecture **700** may include a container based approach such as to support a multi-tenant application architecture. The client architecture **700** may be configured into business specific services, wallet functionality, enabling infrastructure, and the like that may be supported by device independent APIs, device-specific operating system environment(s), and the like. Wallet functionality may be container-based to provide functionality including business rules adherence, wallet and widget application lifecycle management, user experience management, and may further include one or more containers **714** that may include one or more wallets **702**. Business specific services may be provided by one or more widgets such as a widget **704***a*, a widget **704***b*, a widget **704***c* . . . , and a widget **704***n* (collectively referred to herein as a widget **704**). Enabling infrastructure may be facilitated by device agnostic APIs and a service execution environment in a client runtime environment **708**.

[0122] Further, the client architecture **700** may include a mClient runtime container **708** that may a phone specific run-time environment for the wallet **702** and the widget **704** that are developed using the MTP Software Development Kit (SDK). This container may handle complexity related to application execution, transactional security, reliability, etc. thereby, this may allow the developer to focus more on an service's unique functions and not worry about most of the complexity, including device specific implementations. The mClient container **708** may be built on top of the device specific APIs and available for popular device operating system environments **710**. The runtime container **708** may generate a native application screen from descriptors associated with widgets **704**. This ensures that a button looks like a native ANDROID, BLACKBERRYOS, or IPHONEOS button on the respective devices.

[0123] The client architecture **700** may further include a device independent API layer **710** that may ensure that widgets developed using the SDK may run across all supported handsets. These APIs are specifically designed to provide all the support that a developer needs to create rich user experiences. However, the developer may not need to worry about the native implementation within the underlying phone O/S since this is abstracted away through the client runtime container **708** and the API layer **712**. The wallet **702** may be executed like a widget in that it may be interpreted and executed by the client runtime **708**. However, the wallet **702** may have privileged control over the application. The wallet **702** may also define additional APIs for the widget developers

that may be specific to the application's context (financial, retail, healthcare, government, etc.).

[0124] FIG. **8** depicts an ecosystem for secure personalized transactions including an MTP structural configuration with a protocol abstraction support capability. The system **800** may include a mobile device **802**, a MTP server **804** and a plurality of service providers such as a service provider **808***a*, a service provider **808***b*, a service provider **808***c* . . . , and a service provider **808***n* communicatively coupled to a network **810**. The mobile device **802** may include a plurality of containers such as a container **812***a* and a container **812***n*. Each of the containers may include a plurality of wallets such as a wallet **814***a* and a wallet **814***n* (collectively referred herein to as a wallet **814**). Each of the containers may include a plurality of widgets such as a widget **818***a* and a widget **818***n* (collectively referred herein to as a widget **818**).

[0125] Different service providers may leverage different features of a mobile transaction platform and/or wallet service center (WSC) as described herein. For example, the service provider **808***a* may access a wallet service center toolkit capability of the MTP, the service provider **808***b* may access a wallet service center plug-in capability, the service provider **808***c* may access a wallet service center web portal service, and the service provider **808***n* may provide a package of services that do not require any dedicated WSC or MTP resident software. The various service providers or merchants may access the WSC development environment and WSC run time through the network **810**. For example, the service provider **808***n* may not be required to run the toolkit and may directly access the WSC toolkit as available on the MTP server **804**. Similarly, the MTP server **804** may provide access to a library to the various service providers, wherein the library may include codecs for encoding/decoding, authentication/security schemes and the like. Not every service provider is required to run a WSC library.

[0126] In an example, the MTP server **804** may be configured to provide a development environment as well as a runtime environment to the plurality of the service providers. At any instant, a service provider may either have the plug-ins, libraries or may access these components directly from the MTP server **804**. As a result, this system allows the service providers or merchants to customize the configuration as per the desired requirements. Alternatively, the MTP server **804** may connect directly with a client device, such as the mobile device **802** to perform transactions, such as on behalf of a service provider (e.g. PL**808***n*).

[0127] The ecosystem may include acquisition functionality, such as through various point-of-sale (PoS) terminals and over the air transactions. Protocol abstraction associated with transaction acquisition may optionally be facilitated by an acquisition module **824** that may incorporate MTP and/or WSC acquisition functionality **822** that may add more functionality to the system such as to make the transaction more reliable, robust and secure. A PoS terminal **820** may communicate with the mobile device **802** through one or more proximity communication channels including but not limited to NFC, Bluetooth, barcode reader and the like via any of a variety of acquisition protocols. Protocol abstraction may be handled via wrapping such communication between the mobile device **802** and the PoS terminal **820**. In an example, the wrapper may be implemented for abstracting a protocol that embodies a transaction between a wallet **824** and the PoS terminal **820**. For over the air transactions (e.g. that do not directly use a PoS terminal **820**), protocol abstraction can be similarly generated via wrappers, tokens, tokenized wrappers, and the like that may be used to exchange information over a public network **810** (e.g. the Internet) to effect a transaction.

[0128] FIG. **9** depicts an alternate configuration of an ecosystem for secure personalized transactions as depicted in FIG. **8** without the use of an acquisition facility (e.g. **824** in FIG. **8**).

[0129] The methods and systems described herein of multi-domain ecosystem secure personalized transactions includes a system such as a platform for secure personalized transactions in a multi-domain ecosystem. The platform may include a personalization tier for enabling service provider personalization of one or more ecosystem elements stored on a mobile device. The one or more ecosystem elements may be selected from the group consisting of widgets, wallets, and applets. The platform may further include an enabling tier for facilitating interoperation between the personalization tier and a client device. The platform may further include a service tier operating independently of the enabling tier to enable service delivery for a plurality of services. In an example, the plurality of services may be selected from a group consisting of banking, ticketing and bill payment. The platform may be operable in a distributed network of ecosystem participants. The ecosystem participants may include such as service providers, instrument issuers, instrument acquirers, and mobile device users. The platform may further include a plurality of functional modules. The functional modules may include one or more module for such as communication, notification, security, authentication, over the air operation, and device runtime container to manage wallets and widgets. The platform may further include a software development environment that may include such as reference implementations of containers, wallets, and widgets. The software development environment may further include such as reference implementations of finance, retail, health, and government domains. In an example, the platform may be deployed through the use of a native client application. In an example, the platform may be deployed through the use of a native client application and a set of software development tools. The set of software development tools may be used to develop client functions. The set of client functions may be selected from the group of wallets, widgets, companion applets, and couponing applets. In an example, the platform may be deployed through the use of a native client application and a set of web services that may be exposed by the platform to integrate peripheral systems. The peripheral systems may include such as customer care and user portals. In an example, the platform may be deployed with tools that may be used to such as develop wallets, widgets, and companion applications. The tools may include a wizard-like utility. In an example, the tools may be used to monitor usage and transaction information. In an example, the tools may be used to provide intelligent optimization options and solutions. The optimizations solutions may be based on monitored capability and performance criteria. In an example, the platform may be deployed with the necessary support in an enterprise service delivery environment. The necessary support may include such as support for scalability, redundancy, interoperability, service delivery, and message definitions. In an example, the platform may be deployed through a hosted model for a plurality of providers. The plurality of providers may be selected from the group including such as service, issue, and acquisition providers. In an example, the platform

may be delivered by implementing rules which may govern the use of services by the ecosystem participants. In an example, the rules may govern the access of the services by the participants. In an example, the rules may govern the consumption of the services by the participants. In an example, the rules may govern how a participant may be removed from the ecosystem. In an example, the rules may govern how participants may cooperate with each other within the ecosystem. In an example, the rules may govern how participants may cooperate with entities outside of the ecosystem. In an example, the rules may govern how participants may acquire customers. In an example, the rules may govern how participants may support customers. In an example, the rules may govern how participants may capture data related to users and transactions. In an example, the users and transactions may be static. In an example, the users and transactions may be dynamic. In an example, the rules may govern how participants may use the captured data within the ecosystem. In an example, the rules may govern how participants may use the captured data outside of the ecosystem. In an example, the rules may govern how participants may share the captured data within the ecosystem. In an example, the rules may govern how participants may share the captured data outside of the ecosystem. In an example, the rules may govern how participants may monetize the captured data within the ecosystem. In an example, the rules may govern how participants may monetize the captured data outside of the ecosystem. In an example, the platform may be delivered by leveraging an expert engine to provide customer support to participants such that the participants may be selected from a group of consumers and providers. In an example, the platform may be delivered by leveraging an expert engine to provide a simplified user experience to participants such that the participants may be selected from a group of consumers and providers. In an example, the platform may be architected using multiple tiers. The multiple tiers may be selected from the group including such as an enabling tier, a service tier, and a personalization tier. Each tier may further be divided into additional tiers. The additional tiers may be selected from the group including such as logical tiers and physical tiers

[0130] A multi-domain ecosystem platform for secure personalized transactions may comprise a personalization tier for service provider personalization of ecosystem elements, an enabling tier for facilitating interoperation with client device software and hardware that operates independently of a service tier that facilitates service delivery for a variety of services such as banking, ticketing, bill payment, and the like. Such a multi-domain ecosystem platform may facilitate generic and specialized transactions, including secure personalized transactions, may be logically and/or physically segmented into multiple functionally independent blocks, segments, units, layers or tiers such that they operate separately, in conjunction through interfaces using exchange of data or information, or seamlessly with each other in a predefined or configurable order to fulfill a larger function or unit of transaction or a complete transaction. As an example, the multi-tiered ecosystem-enabling platform as described herein may be comprised of three tiers, namely, the personalization tier, service tier and the enabling tier.

[0131] Further, as an example, the personalization tier may be used to effect specific branding elements (such as trademarks, logos, themes, colors or the like), user interaction elements, workflows (e.g., stored account and transaction data to enable efficient completion of repeated transactions, shopping carts, single-click transactions and many others), user interface effects (e.g., transitions, content formats, dynamics or any other action), cause and/or effect that may be required by a service provider for a specific requirement. A personalization layer may facilitate the deployment of a service provider's corporate design or interaction philosophy as well as giving room to consumers to adjust to their personal needs and preferences, including for the visually impaired, and the like.

[0132] The enabling tier may facilitate interaction with the underlying layers, platform or substrate which may be in the form of software or hardware or a combination of both to communicate and interact therewith. The enabling tier may or may not serve as an abstraction effectively isolating the layers or tiers above it from those that are below the enabling layer.

[0133] The service tier may cater to the specific requirements such as work flows, business logic, rules, intelligence, and needs of a service vertical which includes service vertical such as, but not limited to, banking, ticketing, bill payment, couponing, loyalty and point card programs, parking, and other ecosystem services.

[0134] Services enabled by such a service tier may include mobile banking, money transfer, bill payments, ticketing, couponing, loyalty programs, marketing and advertising related services, education related services, city services, mobile health services, mobile insurance, transit services such as parking coupons, travel services, emergency or 911 services, retail payments, logistics support services, business intelligence solutions, branding, shopping, product authentication services, regulatory services, records management, interactive television services, text-to-voice services, location based services and the like

[0135] While the examples used herein illustrate the concept of multi-tiered ecosystem enabling platforms, the methods and systems described herein actually cover more generalized platform architectural and/or structural concepts including multiple functionally independent blocks, segments, units, layers or tiers. FIG. **10** depicts a notion of a tiered platform that may span a range of ecosystem elements including client devices (e.g. mobile devices), wallet service center functionality, trusted security managers, mobile transaction platform servers, issuers of wallets, merchants (aka service providers), and the like. Each such ecosystem element may comprise at least enabling, service, and personalization tiers. As noted herein, additional tiers, such as expert engine and experience framework tiers may also be incorporated in deployments of a multi-tiered secure mobile transactions ecosystem-enabling platform.

[0136] The methods and systems described herein of multi-domain ecosystem secure personalized transactions includes a method that includes analyzing one or more of a set consisting of ecosystem participants, service requirements, customer requirements, regulatory requirements, transaction security requirements, trust models, and electronic transaction communication channels. The method may further include determining, based in the analysis, one or more ecosystem features to configure in a platform comprising at least one of a service tier, an enabling tier, and a personalization tier. The method may further include configuring the one or more ecosystem features in accordance with the determination. In an embodiment, the one or more ecosystem features may be configured to ensure satisfaction of each analyzed requirement within a context of a service provider business

model. The platform may additionally include an expert engine tier and an experience framework tier.

[0137] Methods for selecting eco system features for inclusion in each of an enabling tier, a service tier, and a personalization tier may include analyzing ecosystem participants, service requirements, customer requirements, regulatory requirements, transaction security requirements, trust models, and electronic transaction communication channels to determine ecosystem features to configure in a service tier, an enabling tier, and a personalization tier to ensure satisfaction of each analyzed requirement within the context of a service provider business model. Features may be similarly determined for additional tiers, such as expert engine and experience framework tiers.

[0138] A method or process of breaking down parts of the overall transaction, service or process into the multi-tiered ecosystem platform may be based on a combination of analytics, heuristics and requirements, optionally aided by tools including expert engines based on artificial intelligence concepts. Such a method or process may take into account the perspectives and requirements of all participating—present and anticipated in future—entities in the ecosystems including, but not limited to, service providers; service requirements; customer requirements; end-user requirements; regulatory mandates & guidelines; security mandates, guidelines and requirements; trust models; economic models; business logic and workflow; commonality with other services; operational factors; design & technology factors; target devices & platforms; projected technology evolution; other related & unrelated services; and operating constraints.

[0139] In most cases, the aspects and parameters mentioned above can result in the service requirement to be logically segmented or partitioned into three tiers, namely the personalization, service and enabling tiers.

[0140] Referring to FIG. **11**, an embodiment of selecting ecosystem features for inclusion in each of an enabling tier, a service tier, and a personalization tier of a multi-domain ecosystem platform for secure personalized transactions. Based on participant business goals and requirements, an ecosystem feature allocation engine **1102** may process rules and controls such as to allocate features of the ecosystem to the enabling tier **1104**, a service tier **1108**, and a personalization tier **1110**.

[0141] In an example, the enabling tier **1104** may include infrastructure or business independent components that may be necessary to develop mobile applications. The service tier **1108** may include a collection of reference service implementations for wallet ecosystems and value added services. The personalization tier **1110** may include a set of tools and APIs that may be necessary to develop the wallet and the widget services (described in this document) and build a comprehensive ecosystem.

[0142] In an example, the enabling tier **1104** may include features different for the client and the server. In the enabling tier **1104**, the client may be configured to include infrastructure runtime container software (SW) that may be built using a specific development environment associated with the mobile device. In an example, the enabling tier **1104** may provide the client a common abstraction to underlying device capabilities with common Developer APIs, UI Interpretation and rendering engine, business execution environment, widget and wallet lifecycle management, patterns for OTA/proximity transactions, and the like. On the server side, the enabling tier **1104** may provide to the server an infrastructure software that may be deployed in network provider's domain that may be configured for establishing and managing a secure mobile transactional ecosystem. In an example, the enabling tier **1104** may configure the server features such as wallet management, stateful transaction engine, object lifecycle management, channel specific communication, multi-domain security policy and risk management, OTA provisioning, and the like.

[0143] In an example, the service tier **1108** may include multiple features for the client. For example, the client may be configured to include a library of common platform services that may be used to implement a plurality of business use cases. The common platform services may run within the business execution environment provided by the enabling tier **1104**. In an example, the service tier **1108** may include three basic units. A first unit may be a use case, for example, a set of client side workflows and templates built for the various transaction services. A second unit may be an instrument, for example, a corresponding single wallet instrument that may facilitate mapping to real world instruments. In an example, the instrument may provide data for a visual or a display. In an example, the instrument may provide data for an over-the-air (OTA) transaction. In an example, the instrument may provide data for a proximity transaction. In an example, the instrument may provide data for an administration. A third unit may include at least one trust model. The trust model may facilitate implementation for authentication schemes, which may include a two factor authentication (2FA). The 2FA may be required by different widget providers and may be relevant for the ecosystem.

[0144] In an example, the service tier **1108** may include multiple features for the server. The server may be configured to include a library of business specific components and associated service templates that may be partially or entirely reused to develop a customer centric offering. In an example, the services may include wallet services and value added services. The wallet services may include managing the lifecycle of the wallet and payment tokens. The value added services may include providing business services. The service tier **1108** may include three units. A first unit may be a use case, for example, the server side template may be built using the mobile enabling tier **1104**'s transactional framework for implementing a specific use case. In an example, there may be one or more varying templates for a business service (e.g., bill payment, movie ticketing, and the like). A second unit may include at least one instrument or token. The instruments may include business specific data objects (for example, credit card, bank account, bill, coupons, etc.) that may be reused across various services and may provide a commonly understood definition for the object and implementation for the rules governing the object's lifecycle and transaction. A third component may include at least one trust model. The trust model may facilitate implementation for different authentication schemes for the services, including support to operate within individual trust clusters with their independent TSMs.

[0145] In exemplary and non-limiting embodiments, the personalization tier **1110** (may also be referred to as a SDK tier) may include different features for the client and for the server. In an example, features associated with the client in the SDK tier may be divided into 2 parts. A first part may be a wallet SDK and a second part may be a widget SDK. In an example, the wallet SDK may provide access to the wallet services, privileged APIs, and the necessary components to

build the wallet container application or user experience. In an example, the widget SDK may facilitate the ecosystem partners to build their widgets that may operate within the wallet container. In exemplary and non-limiting embodiments, the SDK may essentially facilitate client side configuration and user experience. In an example, the SDK may facilitate configuration by facilitating customizability for parameters exposed by the client container. This may include device specific parameters, variables (like PIN size, exit confirmation, selecting inclusion of modules, etc.). In an example, the SDK may provide user experience by facilitating the development of differentiating user experiences across handsets.

[0146] In an example, the SDK for the server may include at least one library that may allow any ecosystem server to communicate with the wallet, format content for the widgets, and expose services to the wallet application. The library may include a configuration module and an interface module. The configuration module may allow customizability for parameters exposed by the server's mobile enabling tier **1104** and service tier **1108**. The parameters may be configured in property files and resource bundles. The interface module may provide connectors developed to facilitate communication with various backend systems that may collaborate to fulfill the complete end to end service. The interface module may also include web services exposed by the platform to integrate peripheral systems like customer care, user portals, and the like.

[0147] The methods and systems described herein of multi-domain ecosystem secure personalized transactions includes a method in a platform including such as at least one of a service tier, an enabling tier, and a personalization tier. The method includes applying an expert engine to analyze one or more mobile device user and transaction environment requirements. In an example, the expert engine may include an expert engine tier. The expert engine tier may interact with an experience framework to adapt the one or more user requirements. In an example, applying the expert engine may include applying the expert engine to analyze a user's habits. The method may further include configuring one or more platform features in accordance with the analysis. In an embodiment, configuring the one or more ecosystem features may include configuring a user interface based on one or more transaction requirements. In an example, configuring the one or more ecosystem features may include configuring one or more display features of a mobile device. In an example, the one or more display features may be configured based on a regional preference associated with a location of the mobile device. In an example, the one or more display features may be configured based on an identified client base.

[0148] A multi-tiered secure mobile transaction enabling platform may facilitate scaling a multi-domain ecosystem for secure personalized transactions to tens of millions of users, comprising applying an expert engine for analyzing user and transaction environment requirements and configuring ecosystem features to simplify transactions, such as configuring a user interface based on transaction requirements. The expert engine may interact with an experience framework to facilitate adapting to user requirements.

[0149] It is anticipated that users will have varying preferences, habits, perceptions, perspectives, requirements and styles when it comes to using devices and applications. In addition to the parameters mentioned above, users have individual preferences, tastes, and requirements for the presentation of results of their operations. Many or most applications currently available constrain users to follow a specific regimen to carry out transactions and obtain and view results from the system.

[0150] The expert engine tier described in this document may learn user habits, preferences and other parameters mentioned above, and may adjust the system and/or the application to present itself in the manner most suitable to individual users including regional preferences ("most French like it this way while the Americans like it that way"), mobile device capabilities (screen size, keyboard available or only on-screen, and the like), and differences in client base (low-end versus luxury customers).

[0151] An expert engine tier may also manage the vagaries in the ecosystem such as breaks in communication, delays in the server's response, abnormal operating conditions such as a rundown battery or signal drops, etc. to ensure an uninterrupted or interruption managed experience for the user. The expert engine may ensure that operation breakdowns are managed and the user is able to seamlessly resume operations as and when normalcy has been restored.

[0152] The issues mentioned above are further compounded when we add to them the dimension of having a large number of disparate users. The numbers are estimated to run into tens of millions with thousands transacting simultaneously.

[0153] An expert engine may essentially manage all users as outlined earlier, and also carry out analytics on the transactions, usage patterns, and other parameters that will help the 'learning' process of an inference engine.

[0154] Referring to FIG. **12**, an expert engine as described herein is exemplary depicted for facilitating modifying each of a personalization and a service tier for each of a plurality of service providers in a multi-domain ecosystem for secure personalized transactions.

[0155] An expert engine tier/facility **1208** may take provider specific personalization tiers **1202** and adapt them to provide adapted personalization tiers **1210** by analyzing a variety of aspects **1214** of the ecosystem, including transaction environment aspects, user history aspects, user environment aspects, historical transaction related data aspects, device related aspects, ecosystem status (e.g. responsiveness and/or stability and the like), eco system size as may be determined from a number of enrolled participants and/or ecosystem transaction activity, provider specific aspects, and the like. Similarly, provider specific service tier data **1204** may be expertly adapted by the expert engine tier/facility **1208** to produce one or more expertly adapted service tiers **1212**.

[0156] The methods and systems described herein of multi-domain ecosystem secure personalized transactions includes a platform for enabling multiple types of electronic wallets in an ecosystem. The platform may include a software development kit for developing a provider specific wallet. The software development kit may be executable at least in part by a networked server. The platform may further include a plurality of reference wallets accessible through the software development kit. The plurality of reference wallets may include such as a reference wallet for each of a plurality of providers including an instrument issuer, a service provider, and an instrument acquirer. The platform may further include a runtime container operable on a client device for receiving different types of provider specific wallets. The container may facilitate distinct operation of each type of provider specific

wallet for performing secure transactions between a provider specific wallet and a provider that developed the provider specific wallet.

[0157] The methods and systems described herein of multi-domain ecosystem secure personalized transactions includes a computer readable medium containing program instructions. The execution of the program instructions by one or more processors of a computer system may cause the one or more processors to carry out the steps that include configuring one or more widget modules in a wallet container on a mobile device. The steps may further include accessing one or more wallet modules in the wallet container through the one or more widget modules. In an example, accessing the one or more wallet modules may include receiving a communication from a service provider module to a first widget module in the wallet container and enabling authenticated access by the first widget module to the wallet module. In an example, each of the one or more wallet modules may be configured and installed in the wallet container over a network by a service provider. In an example, each of the one or more wallet modules may be configured and installed in the wallet container over a network by a user. The steps carried out by computer readable medium may further include authenticating each of the one or more widget modules prior to accessing the one or more wallet modules.

[0158] A secure ecosystem infrastructure that may enable multiple types of electronic wallets in a multi-domain ecosystem of issuers, service providers, and acquirers of instruments may include client-side functionality including a wallet container operable on a mobile device that facilitates isolation of a plurality of distinct wallets and further facilitates accessing each distinct wallet through widget modules configured into the wallet container and securely maintained as separate modules, wherein each widget must be authenticated to access any wallet. Such an ecosystem infrastructure may also include personalized service provider modules operating remotely from the mobile device and distinctly from each other wherein a service provider module communicates to a widget in the wallet container and the wallet container facilitates authenticated access by the widget to a wallet. In addition, ecosystem infrastructure elements may include capabilities for configuring and installing each of the distinct wallets in the wallet container over a network by a service provider, issuer, proxy, and the like. These and other features of a secure ecosystem infrastructure for enabling multiple types of electronic wallets is further depicted and described in FIGS. **8** and **9**.

[0159] The methods and systems described herein of multi-domain ecosystem secure personalized transactions includes a method that includes analyzing at least one requirement. In an example, the at least one requirement may be selected from the set consisting of business strategies, go-to-market strategies, exit strategies, competitive strategies, product roadmaps, hardware release schedules and feature lists, software release schedules, feature lists, and application programming interfaces. In an example, the at least one requirement may be analyzed within the context of a service provider business model. The method may further include configuring a service tier, an enabling tier and a personalization tier based, at least in part, upon the analysis. In an example, the enabling tier may be configured to include infrastructure runtime container software built using a specific development environment associated with a mobile device. In an example, the service tier may be configured to include a library of common platform services that may be used to implement a plurality of business use cases.

[0160] Methods for selecting new business needs and device functionality for inclusion in each of an enabling tier, a service tier, and a personalization tier may include analyzing requirements related to business strategies, go-to-market strategies, exit strategies, competitive strategies, product roadmaps, hardware release schedules and feature lists, and software release schedules, feature lists, and application programming interfaces to configure in a service tier, an enabling tier, and a personalization tier to ensure satisfaction of each analyzed requirement within the context of a service provider business model. Features may be similarly determined for additional tiers, such as expert engine and experience framework tiers.

[0161] A method or process of breaking down parts of the overall transaction, service or process into the multi-tiered ecosystem platform may be based on a combination of analytics, heuristics and requirements, optionally aided by tools including expert engines based on artificial intelligence concepts. Such a method or process may take into account the perspectives and requirements, both present and anticipated in future, related to—business strategies, go-to-market strategies, exit strategies, competitive strategies, product roadmaps, hardware release schedules and feature lists, and software release schedules, feature lists, and application programming interfaces.

[0162] In most cases, the aspects and parameters mentioned above can result in the service requirement to be logically segmented or partitioned into three tiers, namely the personalization, service and enabling tiers.

[0163] Referring to FIG. **13**, an embodiment of selecting business needs and device functionality for inclusion in each of an enabling tier, a service tier, and a personalization tier of a multi-domain ecosystem platform for secure personalized transactions. Based on participant business needs and device functionality, an ecosystem feature allocation engine **1302** may process rules and controls such as to allocate features of the ecosystem to the enabling tier **1304**, a service tier **1308**, and a personalization tier **1310**.

[0164] In an example, the enabling tier **1304** may include infrastructure or business independent components that may be necessary to develop mobile applications. The service tier **1308** may include a collection of reference service implementations for wallet ecosystems and value added services. The personalization tier **1310** may include a set of tools and APIs that may be necessary to develop the wallet and the widget services (described in this document) and build a comprehensive ecosystem.

[0165] In an example, the enabling tier **1304** may include features different for the client and the server. In the enabling tier **1304**, the client may be configured to include infrastructure runtime container software (SW) that may be built using a specific development environment associated with the mobile device. In an example, the enabling tier **1304** may provide the client a common abstraction to underlying device capabilities with common Developer APIs, UI Interpretation and rendering engine, business execution environment, widget and wallet lifecycle management, patterns for OTA/proximity transactions, and the like. On the server side, the enabling tier **1304** may provide to a server infrastructure software that may be deployed in a network provider's domain that may be configured for establishing and managing

a secure mobile transactional ecosystem. In an example, the enabling tier **1304** may configure the server features such as wallet management, stateful transaction engine, object lifecycle management, channel specific communication, multi-domain security policy and risk management, OTA provisioning, and the like.

[0166] In an example, the service tier **1308** may include multiple features for the client. For example, the client may be configured to include a library of common platform services that may be used to implement a plurality of business use cases. The common platform services may run within the business execution environment provided by the enabling tier **1304**. In an example, the service tier **1308** may include three basic units. A first unit may be a use case, for example, a set of client side workflows and templates built for the various transaction services. A second unit may be an instrument, for example, a corresponding single wallet instrument that may facilitate mapping to real world instruments. In an example, the instrument may provide data for a visual or a display. In an example, the instrument may provide data for an over-the-air (OTA) transaction. In an example, the instrument may provide data for a proximity transaction. In an example, the instrument may provide data for an administration. A third unit may include at least one trust model. The trust model may facilitate implementation for authentication schemes, which may include two factor authentication (2FA). The 2FA may be required by different widget providers and may be relevant for the escosystem.

[0167] In an example, the service tier **1308** may include multiple features for the server. The server may be configured to include a library of business specific components and associated service templates that may be partially or entirely reused to develop a customer centric offering. In an example, the services may include wallet services and value added services. The wallet services may include managing the lifecycle of the wallet and payment tokens. The value added services may include providing business services. The service tier **1308** may include three units. A first unit may be a use case, for example, the server side template may be built using the mobile enabling tier **1304**'s transactional framework for implementing a specific use case. In an example, there may be one or more varying templates for a business service (e.g., bill payment, movie ticketing, and the like). A second unit may include at least one instrument or token. The instruments may include business specific data objects (for example, credit card, bank account, bill, coupons, etc.) that may be reused across various services and may provide a commonly understood definition for the object and implementation for the rules governing the object's lifecycle and transaction. A third component may include at least one trust model. The trust model may facilitate implementation for different authentication schemes for the services, including support to operate within individual trust clusters with their independent TSMs.

[0168] In exemplary and non-limiting embodiments, the personalization tier **1310** (may also be referred to as a SDK tier) may include different features for the client and for the server. In an example, features associated with the client in the SDK tier may be divided into 2 parts. A first part may be a wallet SDK and a second part may be a widget SDK. In an example, the wallet SDK may provide access to the wallet services, privileged APIs, and the necessary components to build the wallet container application or user experience. In an example, the widget SDK may facilitate the ecosystem partners to build their widgets that may operate within the wallet container. In exemplary and non-limiting embodiments, the SDK may essentially facilitate client side configuration and user experience. In an example, the SDK may facilitate configuration by facilitating customizability for parameters exposed by the client container. This may include device specific parameters, variables (like PIN size, exit confirmation, selecting inclusion of modules, etc.). In an example, the SDK may provide user experience by facilitating the development of differentiating user experiences across handsets.

[0169] In an example, the SDK for the server may include at least one library that may allow any ecosystem server to communicate with the wallet, format content for the widgets, and expose services to the wallet application. The library may include a configuration module and an interface module. The configuration module may allow customizability for parameters exposed by the server's mobile enabling tier **1304** and service tier **1308**. The parameters may be configured in property files and resource bundles. The interface module may provide connectors developed to facilitate communication with various backend systems that may collaborate to fulfill the complete end to end service. The interface module may also include web services exposed by the platform to integrate peripheral systems like customer care, user portals, and the like.

[0170] In an example, a device manufacturer may determine that NFC functionality will be offered as a new communication option on a new device, in order to support the business objectives of the company. Upon detection of the availability of the new NFC functionality, the business needs and device functionality allocation engine **1302** may review the requirements of the device manufacturer and allocate the device functionality to the enabling tier **1304**. The enabling tier **1304** may then make the NFC device functionality available to the service providers who offer that device to its customers. The service provider may then enable NFC functionality on a device through the service tier **1308** and enable an end user to activate NFC functionality as a payment method by adding an NFC icon to a mobile widget using the SDK provided by the personalization tier **1310**.

[0171] In accordance with exemplary and non-limiting embodiments, the present disclosure provides a mobile transaction platform (MTP) that may build a secure and a robust ecosystem for mPayment and mCommerce. In an example, the MTP may incorporate a widget architecture that may allow service providers to build their own independent widgets that can be downloaded and installed within a mobile wallet application. In an example, the MTP may offer a comprehensive Software Development Kit (SDK) to the service providers. The SDK may allow the service providers to quickly build their widgets for all MTP handsets without having to write phone-specific code. While the mobile wallet application may be distributed and promoted by an ecosystem operator, the service providers may build and offer their own unique services through the widgets and leverage the distribution channels created by the ecosystem operator. The mobile wallet application may offer the widgets a secure and isolated runtime environment.

[0172] In an example, the MTP may manage the one or more widgets using a widget management component that may manage use cases, design, architecture, data structures, lifecycle, versions and the like of the widgets within the MTP.

[0173] The MTP may include an mClient such as to enable infrastructure for rapid mobile application development. The mClient may provide a container-based approach such as to support multi-tenant application architecture. In an example, an mClient runtime may be a container for running the mobile wallet applications. The wallet application may be an overarching and a primary application that may provide an overall user experience and server as an entry point to widgets. In an example, the widgets may include service groups developed by third parties and run within the mClient container, independent and isolated from the wallet application. The mClient may handle complexity related to application execution, security, reliability, and the like and thereby, may allow the developers to focus more on service's unique functions. The mClient may enable the developer not to worry about most of the complexity, including device specific implementations. In an example, the mClient container may be built on top of the device specific application programming interfaces (APIs) and available for popular device environments. The device independent API may ensure that applications that may be developed using the SDK may run across all supported MTP handsets. These APIs may be designed to provide all the support that developers may need to create dynamic user experiences. In an example, wallet application and widgets may be built using the MTP SDK. In an example, the wallet application and the widgets may be identical in structure (screens, JavaScript, & CSS Styles), except that the wallet application may access a relatively wider set of privileged APIs. When the wallet application may be first invoked, the wallet application may take control until the user may select an entry point into a particular widget (a card image, menu option, etc.). The wallet developer, as a part of the overall UI design, may determine the one or more entry points for the widget. On selection of the entry point of the widget, the widget may be launched (within the same runtime application) and the wallet may be suspended. In an example, the wallet may stop executing. Once the widget execution is completed, the wallet may be resumed and the screen from where the user left the wallet may be returned to the display.

[0174] In accordance with the exemplary and non-limiting embodiments, the widget developer may develop the widgets and test depending on the requirement that may be provided by the service provider. The service provider may submit the developed widget to an MTP server. Further, the ecosystem provider may certify and publish the widget so that the widget may be accessible to the wallet users. In an example, the wallet user may discover and download the widget to access the mobile services provided by the service provider. In an example, the widget may already be installed in the mobile phone of the wallet user. The wallet user may discover the higher version of the widget and accordingly, may update the existing version of the widget with the updated version. In an example, the wallet user may not be interested in using the installed widget and accordingly, the wallet user may terminate and remove (i.e., uninstall) the widget from the mobile device.

[0175] In an example, the widget developer may be trained to use the SDK and understand the services to build the widgets. Additionally, the widget developer may have guidelines that may be specified by the ecosystem provider such as to ensure that the widget may comply with the guidelines.

[0176] In an example, the service provider may be an entity that may issue or own a service product. The service may include a Credit Card for mPayment, a Movie Ticketing service, an mBanking service, and the like. In an example, the service provider may commission the widget development and enter into a business agreement with the ecosystem provider.

[0177] In an example, the ecosystem operator may be an entity that may set up an mPayment and mCommerce ecosystem within the region/geography or business domain. The ecosystem may not necessarily be a payment or commerce ecosystem. In an example, the ecosystem can be a healthcare or other complex business domain.

[0178] In an example, the wallet user may be a consumer that may have downloaded and activated the mobile application (or wallet if related to a payment domain) on their phone.

[0179] In accordance with the exemplary and non-limiting embodiments, the present disclosure provides a plurality of use cases for the widget. In an example, one or more use cases for the widget may include a Develop Widget use case, wherein the developer may build the widgets as per the specifications provided by the service provider. In an example, one or more use cases for the widget may include a Test Widget use case, wherein the developer may test the widgets using both a dummy container and possible a sandbox wallet application. In an example, one or more use cases for the widget may include an Approve Widget use case, wherein the business sponsor within the service provider may review and approve the widget. Such use cases may not be on the MTP server or client.

[0180] In an example, one or more use cases for the widget may include a Submit Widget use case, wherein the service provider may send the widget to the ecosystem operator along with a set of test cases. The widget may be installed on the ecosystem provider's test/UAT environment. In an example, one or more use cases for the widget may include a Validate Widget use case, wherein the ecosystem operator may review the widget test cases, test the widget, validate all functionality of the widget, and check the widget against all defined guidelines. In an example, one or more use cases for the widget may include an Approve Widget use case, wherein the ecosystem operator may approve the widget and permit the widget to be included within the wallet application.

[0181] In an example, one or more use cases for the widget may include a Reject Widget use case, wherein the ecosystem operator may reject or deny the widget for some reason. The entire process so far may be repeated once the issues are fixed and a new widget may be submitted. In an example, one or more use cases for the widget may include a Publish Widget use case, wherein the ecosystem operator may publish the widget and load the widget to the MTP Server so that the wallet users may download the published widget. In an example, one or more use cases for the widget may include a Suspend Widget use case, wherein the ecosystem operator may suspend the widget that has been published due to some problem until this problem may be rectified. In an example, one or more use cases for the widget may include a Discover Widget use case, wherein the wallet users may be alerted to the availability of the widget through an alert or through a proactive search for available widgets. In an example, one or more use cases for the widget may include a Download Widget use case, wherein the widget may be provisioned to the user's MTP mobile client application and may be installed and ready for use. In an example, one or more use cases for the widget may include an Upgrade Widget use case, wherein the wallet users may upgrade their widget to a newer version from within the mobile wallet application. In an example, one or

more use cases for the widget may include a Remove Widget use case, wherein the user may decide that the widget may be no longer desired. The wallet user may remove the widget and all associated data stores from the wallet application.

[0182] In an example, the widget may include a plurality of services that may provide the wallet user with meaningful, domain specific functionality that may augment the capabilities of the mobile application that may be used by the wallet user. The widget may be referred to as a widget bundle or a service capsule. In an example, the widget bundle may include a widget profile data, a widget user interface, widget business logic, and widget permissions.

[0183] In an example, the widget profile data may include information regarding the widget, service provider, version, and the like. In an example, the widget user interface may include screens, content, and styles that may be used by the wallet container to render the widget's user interface. In an example, the widget business logic may contain scripts that may encapsulate the widget's business logic that may get executed when the widget may be loaded on the mobile device. In an example, the widget permissions may include an access control list that may include permissions that the ecosystem operator may have offered to the widget while running within the mobile application.

[0184] In accordance with the exemplary and non-limiting embodiments, the present disclosure provides management of a widget that may be grouped into two large phases. The first phase may include the widget developments and the second phase may include widget usage. The widget development phase may include all steps leading up to the widget being ready for use and the widget usage may include all steps relating to the utilization of the widget and its lifecycle.

[0185] In accordance with the exemplary and non-limiting embodiments, the present disclosure provides a method **1400** as illustrated in FIG. **14** of developing a widget in accordance with an example. At **1402**, the method **1400** may start and at **1404**, the method **1400** may allow to build the widget. In an example, the developer may use the SDK offered by the MTP to build the widget in accordance with the requirements specified by the service provider. At **1408**, the method **1400** may test the widget. In an example, the system may perform static code verification on the widget's Java-scripts. At **1410**, a decision may be made such as to complete the widget development. If the widget development is not completed, the method **1400** may move to **1404**, where the developer may work further on the widget. If the widget development is completed, the method **1400** may move to **1412** where the service provider may review the widget. If it is determined at **1414** that the service provider is not satisfied with the widget, the method **1400** may move to **1404** where the developer may incorporate the feedback of the service provider to build the widget.

[0186] On satisfaction of the service provider, at **1418**, the widget may be submitted to the ecosystem operator. In an example, an employee of the service provider may submit the widget through an online mode of submission to the ecosystem operator. At **1420**, the ecosystem operator may verify the widget such as to identify any errors in the widget. At **1422**, the ecosystem operator may determine passing or failing of the widget. If the widget has not passed the requirements of the ecosystem operator, at **1424**, the ecosystem operator may reject the widget and the method **1400** may end at **1428**.

[0187] If the widget has met the requirements of the ecosystem operator, at **1430**, the widget may be certified and at **1432**, the widget may be published. Further, at **1434**, a smoke test may be performed on the widget. At **1438**, it may be determined as whether the widget has passed the smoke test. If the widget may not pass the smoke test, at **1440**, troubleshoot may be initiated and the method **1400** may move to **1420** to re-verify the widget. Otherwise, at **1442**, the ecosystem operator may open the widget to the public so that the public may download and use the widget. At **1444**, the method **1400** may end.

[0188] In accordance with the exemplary and non-limiting embodiments, the present disclosure provides a method **1500** of widget usage in accordance with an example as illustrated in FIG. **15**. At **1502**, the method **1500** may start and branch into three different steps. At **1504**, the wallet user may browse the widget registry such as to identify one or more widgets. At **1508**, the wallet user may select the required widget and at **1522**, the method **1500** may allow the wallet user to download the widget.

[0189] In an example, at **1510**, the wallet user may receive an update notification for the widget that may be installed in the device of the wallet user. The wallet user may desire to download the update for the widget and accordingly, at **1522**, the method **1500** may allow the widget user to download the latest version of the widget that may be available at the MTP server. In an example, at **1512**, the service provider may enroll with the MTP server for providing one or more services to the end users. At **1514**, one or more service may be approved and at **1518**, the ecosystem operator may notify the wallet user regarding the approved service of the service provider. AT **1520**, the wallet user may read the notification and at **1522**, the method **1500** may allow the wallet user to download the widget associated with the notified service of the service provider.

[0190] At **1524**, the wallet user may install the widget and accordingly, at **1528**, the ecosystem operator may be notified regarding installation or updation of the widget by the wallet user. At **1530**, service provider may be notified regarding the installation of the widget.

[0191] In accordance with the exemplary and non-limiting embodiments, the present disclosure provides a method **1500** for notifying the service provider regarding removal of the installed widget. At **1532**, the wallet user may use the widget that may be installed in the device of the wallet user. At **1534**, a determination may be made as to whether the wallet user is interested in the continuous use of the installed widget. If the user may want to use the widget in the future, the method **1500** may move to **1532** where the user may continue to use the widget. Otherwise, the method **1500** may move to **1538**, where the widget may be removed from the device. At **1540**, the server may be notified regarding the removal of the widget and at **1542**, the service provider may be notified regarding the removal of the widget.

[0192] In accordance with the exemplary and non-limiting embodiments, the present disclosure describes a use case wherein the service provider may be created. The service provider may also be referred to as a widget provider. As discussed above, widget providers may have entered into business relationships with the ecosystem operators such as to create and promote their widgets. In an example, before a widget can be created in the system, the service provider entity may be required to be updated in the system. For example, an employee of the ecosystem operator may log into a system management console and may select an option of widget management. Further, the employees may select a link

to add the service provider, fill the corresponding details associated with the service provider and create the service provider record. In an example, the system may e-mail the service provider details of their enrolment along with their unique identifier.

[0193] In accordance with the exemplary and non-limiting embodiments, the present disclosure describes a use case Submit Widget, wherein the widget may be stored on the MTP test bed/UAT system within the ecosystem operator's domain. In an example, the widget may have been developed and created using a correct version of the MTP SDK tools. Further, the widget may be internally tested and approved for submission by the service provider. In an example, the MTP system may allow submission of the widget in two modes: on-line and offline.

[0194] In an example of offline submission of the widget, an employee of the service provider may send the widget bundle associated with the widget to an authorized employee of the ecosystem that may select the widget management from the MTP system management console. Further, the ecosystem's employee may select a link to submit the widget and upload the widget bundle. The MTP system may validate the widget bundle and the system may create widget records and set the state of the widget as SUBMITTED. Accordingly, the system may confirm the employee of the service provider that the widget has been successfully submitted.

[0195] In an example of online submission of the widget, the employee of the service provider may configure an Eclipse plug-in tool to point to the correct MTP server. Further, the service provider's employee may configure their unique widget provider ID and select the option of "submit widget". The Eclipse tool may create a widget submission request to upload the widget to the MTP server that may validate the widget bundle, create widget records and set state of the widget as SUBMITTED. The MTP system may return confirmation that the widget has been successfully submitted and may send a notification to the employee of the ecosystem that a new widget has been submitted.

[0196] In accordance with the exemplary and non-limiting embodiments, the present disclosure describes a use case Validate Widget, wherein the widget may be successfully tested. In an example, the widget has been submitted to the MTP and may be ready for testing. The employee of the ecosystem (EOE) may select the widget management from the MTP system console. Further, the EOE may select a link for a widget listing that may show all widgets in the SUBMITTED state. The EOE may select the widget to be tested and the MTP may prompt a confirmation with a checklist of all required verifications that may be performed. The EOE may select the Test option and the system may change the state of widget from SUBMITTED to TESTING. In an example, the system may perform static code verification on the widget's Java scripts and may confirm that static code verification has passed. The system may display the verification result and prompt the EOE to review and confirm it. The EOE may confirm the verification result approval and may perform all other tests as per the ecosystem guidelines.

[0197] In accordance with the exemplary and non-limiting embodiments, the present disclosure describes a use case Approve Widget, wherein the widget may be approved and published. The EOE may log into the MTP System Console and select a link for approving the widget in the widget management section. The system may show all widgets in the TESTING state and thereby, the EOE may select the widget to approve. Accordingly, the system may prompt confirmation with a checklist of all required verifications to be performed and the EOE may confirm and check all tests that have been performed. Further, the EOE may enter any comments/remarks and select an Approve option. Thereafter, the system may change the state of widget to APPROVED and may confirm that the widget has been approved.

[0198] In accordance with the exemplary and non-limiting embodiments, the present disclosure describes a use case Publish widget, wherein the widget may be published and ready to be downloaded to the user's wallet application. The EOE may log into the MTP system console and select a link for publishing the widget in the widget management section. The system may show all widgets in the APPROVED state and the EOE may select the widget to be published. The EOE may enter any comments/remarks and select a publish option. The system may prompt for confirmation and the EOE may confirm that widget may be published. Accordingly, the system may change the state of widget to PUBLISHED and generate a signature for the widget. In an example, the system may create a HASH of the widget bundle to be securely stored on the wallet in the SE and sign the widget bundle with an HMAC and have a shared key with the wallet. In an example, the system may sign the widget bundle with an RSA key and include certificate within wallet. Thereafter, the system may confirm that the widget has been published.

[0199] In accordance with the exemplary and non-limiting embodiments, the present disclosure describes a use case Suspend Widget, wherein the widget state may be transitioned to SUSPENDED and it may no longer be actively downloaded. In an example, the EOE may log into the MTP system management console and select a link for suspending widgets in the widget management section. The system may show all widgets in the PUBLISHED state and the EOE may select a widget to suspend the widget. The EOE may enter any comments/remarks and select a SUSPEND publish. Further, the system may prompt for confirmation and the EOE may confirm the suspension of the widget. Accordingly, the system may change the state of widget to SUSPENDED and may confirm that the widget has been suspended. In an example, the system may generate an email notification to the service provider that the widget has been suspended.

[0200] FIG. **16** illustrates a transaction flow diagram **1600** for installing a widget, according to an example. As shown in FIG. **16**, the client **1602** may include a wallet **1604** and a wallet runtime **1608**. The one or more components of the server **1610** may include mserver **1612**, personalization module **1614**, and an enterprise service bus (ESB) **1618**.

[0201] In an example, at **1620**, the server **1608** may use the ESB **1618** to issue soft card, service provider ID, and the product ID to the personalization module **1614**. At **1622**, a request such as get widget profile, identities such as provider ID, product ID, platform, status, and SDK version may be sent to the mserver **1612**. At **1624**, an object is pushed towards the wallet runtime **1608**. At **1628**, the personalization module **1614** may communicate a request to the mserver **1612** to create widget instance that may include a wallet ID, provider ID, and an applet ID. At **1630**, it may be determined that the object is a platform object. At **1632**, the platform object may be handled and processed. At **1634**, the wallet runtime **1608** may communicate a request to consume object JS. At **1638**, the wallet **1604** may respond with an object for downloading object JS.

[0202] At **1640**, the wallet runtime **1608** may communicate a request to download the widget to the mserver **1612**. At **1642**, the mserver **1612** may prepare the widget response and mark widget status as SENT_FOR_DOWNLOAD. At **1644**, the mserver **1612** may send widget binary to the wallet runtime **1608**. At **1648**, the wallet runtime **1608** may install the widget and accordingly, at **1650**, the wallet runtime **1608** may communicate to the wallet **1604** that widget installation is completed. At **1652**, the wallet **1604** may send an acknowledgment to the wallet runtime **1608**, which in turn at **1654**, may acknowledge to the mserver **1612**. At **1658**, the mserver **1612** may mark the widget status as INSTALLED. At **1660**, the mserver **1612** may further communicate the acknowledgement to the personalization module **1614** which in turn, at **1662**, may execute the business flow. At **1664**, the personalization module **1614** may notify the card issuer via ESB **1618**. In addition, at **1668**, the wallet runtime **1608** may acknowledge back to the acknowledgement of the wallet **1604**. At **1670**, the wallet **1604** may send a confirmation and at **1672**, the wallet runtime **1608** may clear the reliability queue.

[0203] In accordance with the exemplary and non-limiting embodiments, the present disclosure describes association of an instrument and wallet. In an example, the platform (i.e., MTP) may get an instruction such as to push an instrument (e.g., soft card) in the platform. Various APIs may be used and/or published such as to integrate the issuer system with the MTP. The MTP may get the service product from the master records based on the identification parameters. In an example, the identification parameter may include provider ID, type of the service product, a network provider type, and a correlation identity (e.g., a mobile number), and the like. The platform may fetch wallet account information using the correlation identity. The platform may create the instrument (i.e., service account reference) record that may be associated with the wallet account. The platform may mark the instrument record status as REGISTERED, which may be updated by the issuer system. Further, lifecycle of the can be controlled using the status such as WAITING_FOR_ACTIVATION, ACTIVE, CLOSED and the like. The platform may deliver the instrument by triggering the wallet using a PUSH notification or a piggyback channel.

[0204] FIG. **17** illustrates an example state diagram depicting a lifecycle of the widget in the MTP system. At **1702**, the widget may be submitted with the MTP. In an example, the EOE may submit the widget with the MTP. In another example, the employee of the service provider may use online submission feature to submit the widget with the MTP. As shown in the FIG. **17**, at **1704**, the widget may be submitted any number of times while the state is SUBMITTED. This may allow the developer to update the widget before testing may begin. In an example, the widget may not be re-submitted when the widget is in a state other than the SUBMITTED state.

[0205] At **1708**, the widget state may be updated to TESTING. During this state, the system may perform a plurality of tests (for example, static code verification) on the widget. At this state, the system may change the state of the widget either to APPROVED or REJECTED, depending on the results of the tests. At **1710**, the REJECTED state of the widget may not allow the developer to update the rejected widget. In other words, once the system may reject the widget, a new widget bundle (with the same widget ID & version number) may be submitted and the process may be repeated. As a result, a new record in the widget table may be created. Further, the widget may not enter the SUBMITTED state if a widget with the same widget ID and version number already exists in any state except SUBMITTED or REJECTED. At **1712**, the widget state may be updated to APPROVED, depicting that the widget may have cleared the testing stage. At **1714**, the approved widget may be published and may be available for downloading. Further, it may be possible that the published widget may need to be updated or the system may need to suspend the published widget. Accordingly, at **1718**, the widget may be suspended depicting that the widget may not be available for downloading. In an example, a widget with a mathematically greater version number can be SUBMITTED only if all previous version numbers are in the APPROVED, PUBLISHED, REJECTED, or SUSPENDED state. In an example, the system may log the state transition of the widget along with timestamp, unique identification of the actor, and audit trail of comments that have been entered by the actor.

[0206] The system may be configured to include various APIs for service account management. For example, the system may be configured to include creation related APIs wherein the APIs may create the service product record, service provider record, service account reference record and the like. In an example, the system may be configured to include updation related APIs wherein the APIs may update the service account reference record, service account reference status (such as to control the service account reference lifecycle), and the like. In an example, the system may be configured to include listing related APIs wherein the APIs may list of all registered service products available in the system, all registered service providers available in the system, and the like. In an example, the system may be configured to include retrieval related APIs wherein the APIs may retrieve service account reference records based on wallet id filter criteria, service account reference records based on widget ID filter criteria, service account reference records based on product ID filter criteria, service account reference records based on status filter criteria, service account reference records based on service account reference number, service account reference records based on service product provider id filter criteria, service account reference records based on widget instance id filter criteria, service product based on service product id filter criteria, service product provider records by provider id filter criteria, and the like. In an example, the status values can be REGISTERED, WAITING_FOR_ACTIVATION and ACTIVE. The status values can be extended for customization or to introduce more granular level of Service Account Reference status. In an example, the service account reference number can be a unique identifier shared by issuer system which may act as the correlation id within wallet platform and issuer system. In an example, the system may be configured to include updation related APIs wherein the APIs may update service product record, service product provider record, and the like.

[0207] In accordance with the exemplary and non-limiting embodiments, the present disclosure describes details of various data mappings. In an example, the system may include various data fields for data associated with the service provider. An ID may be a unique system identifier of the service product provider and may be auto generated. The name field may be used for displaying the name of the service provider and data associated with the service provider may be inputted while creating the entry of the service provider. Type filed may identify the service type of the service provider and

category field may define the category of the service product that may be offered by the service provider. Email filed may include an email address of the service provider. Further, the system may include one or more attributes that may be stored in the form of a key value pair (e.g., contact number) and may be used to introduce any custom attributes to the service provider.

[0208] In an example, the system may include various data fields for data associated with the service product. An ID may be a unique system identifier of the service product and the ID may be auto-generated by the system. A provider ID may be the unique system identifier of the service product provider as discussed above. A product ID may be a unique name (e.g., Gold bank card, Premium credit card, and the like) of the product and the system may include an application ID of an application (e.g., banking) associated with the service product. Type filed may identify the type (e.g., credit card) of the service product and category filed may identify category (e.g., payment) of the service product. Name filed may identify display name of the service product and description may identify description of the service product. Further, the system may include attributes stored in the form of key value pair and attributes can be used to introduce any custom attributes to the service product entity.

[0209] In an example, the system may include various data fields for data associated with the instrument (service account reference). An ID may identify a unique system identifier of the instrument and the system may auto generate the ID. A wallet ID may identify a unique identifier of the wallet. An issuer ID may identify a unique identifier of the issuer and a product ID may identify a unique identifier of the service product. A widget instance ID may identify a unique identifier of the widget instance and an account reference number may identify a unique identifier of the instrument at the issuer end. Status may identify status (e.g., created, activated, suspended, and the like) of the instrument. Similarly, the system may include wallet platform status. Provisioning time stamp may identify provisioning date (time stamp) of the instrument and download time stamp may identify download date (time stamp) of the instrument. Activation time stamp may identify an activation date (time stamp) of the instrument and discontinue time stamp may identify discontinue date (time stamp) of the instrument. Last activity time stamp may identify last activity date (time stamp) of the instrument and last state change time stamp may identify time stamp of the last status change. Further, the system may include nickname filed such as to identify user provided name of the instrument, other fields such as OTA TX data, PROXIMITY TX data and the like.

[0210] An expiry date may identify an expiry date of the instrument and due date may identify due date of the instrument. The system may include extra attributes which can be used to accommodate any additional information. These attributes may not be used by platform and may be used mainly for the widgets. Further, Logo Image may identify an image which can be used to display Soft Card on the Wallet application. This image can be cobranded as per the issuer's branding definition. Card Image may identify an image which can be used to display Soft Card on the Wallet application. This image can be cobranded as per the issuer's branding definition. A product type may identify a unique identifier of the service product configured at the wallet platform during setup. An AID (e.g. HEXSTRING) may identify an applet ID that may be a unique identifier of the applet installed on secure element during personalization. OTA Permission may identify Over the Air service permissions flag that can be managed by the issuer to control OTA service permissions and Proximity Permission filed may identify proximity service permissions flag that can managed by the issuer to control proximity transaction or services. Soft card brand ID may include branding information ID and a network operator ID may identify a mobile network operator.

[0211] In an example, the system may include various data fields for data associated with the widget provider. An ID may identify a unique system identifier of the widget provider and the system may auto generate the ID. Name file may identify display name of the widget provider and description may identify description of the widget provider. An email may identify an email address of the widget provider and status may indicate status of the widget provider. A creation date time stamp may identify creation date (time stamp) of the widget provider and an approval date time stamp may identify approval date (time stamp) when the widget provider has been approved.

[0212] In an example, the system may include various data fields for data associated with the widget provider. An ID may identify a unique system identifier of the widget profile and the system may automatically generate the ID. An application ID may identify a widget application ID and an application name filed may identify an application name with which the widget may be associated. A provider ID may identify a unique identifier of the widget provider and a provider name may identify the name of the widget provider. A minimum runtime version may identify minimal required wallet platform version and a version may identify version of the widget. Status filed may identify the status (e.g., created, published, and the like) of the widget profile.

[0213] In an example, the system may include various data fields for data associated with the widget instance. An ID may identify a unique system identifier of the widget instance and the system may auto generate the ID. A widget bundle ID may identify a foreign key to wsc_widget_bundle. A widget profile ID may identify a unique identifier of the widget and the system may define foreign key: ID of widget profile. A wallet ID may identify a unique identifier of the wallet. A provision time stamp may identify a widget provisioning date (in time stamp) and an installation time stamp may identify widget installation date (in time stamp). An activation time stamp is an optional field and a removal time stamp may identify widget instance removal date. A status filed may identify the status of the widget instance.

[0214] In an example, the system may include various data fields for data associated with the widget permissions. An ID may identify a unique system identifier of the widget instance and the system may automatically generate the ID. A widget profile ID may identify a reference to the widget profile ID and a widget provider ID may identify a reference to the widget provider ID.

[0215] In an example, the system may include various data fields for data associated with the widget bundle. An ID may identify a unique system identifier of the widget instance and the system may automatically generate this ID. A widget bundle may identify binary data of the widget file (.wgt) and a device software class may identify device software class associated with widget bundle. A widget profile ID may identify a reference to the widget profile ID and a bund hash may identify hash of the widget bundle file.

[0216] In some exemplary and non limiting embodiments, The methods and systems described herein of multi-domain ecosystem secure personalized transactions includes a mobile wallet (also referred to as a wallet) container that may support installing and managing multiple widgets. Each of these widgets may be developed and owned by different issuers and service providers. The wallet may be configured to fulfill various security requirements. Some of the exemplary key security environments described here include widget integrity, widget access control, and widget isolation. These are described as follows:

[0217] In an example, the widgets may be provisioned to a wallet runtime securely using a protected provisioning server like a wallet server. The widgets may be installed on handset. Any tampering to the widgets may be automatically detected while on the handset, and necessary actions may be taken.

[0218] In an example, access to an issuer security domain applet may be exclusive to the issuer widget. The system may prevent any issuer widget to access another issuer's security domain. The system may prevent the widget from accessing System Actions which may not be granted explicitly to the given widget. The system may prevent any issuer widget from accessing URLs/domains other than what are explicitly granted to the given widget.

[0219] In an example, any issuer widget may have exclusive access to the issuer's workflow code. The system may be configured so that any issuer widget may not access any other issuer's workflow code. The system can be configured so that any issuer widget may have exclusive access to the issuer's user interface (UI) Code. The system may be configured so that any issuer widget may not access any other issuer's UI code. The system may be configured so that any issuer widget cannot access any other widget's persistent data. The system may be configured so that any issuer widget may not access any other widget's static resources (Images, Files, etc).

[0220] In some exemplary and non limiting embodiments, The methods and systems described herein of multi-domain ecosystem secure personalized transactions includes an access control mechanism (ACM) may be configured to manage "resources" against a given "policy". In some exemplary and non limiting embodiments, The methods and systems described herein of multi-domain ecosystem secure personalized transactions includes, few exemplary resources being managed may include Widget Workflow Code, Widget Data, Widget UI Code (Screens), Secure Element, Server Communication. In an example, to determine the "policy", the present disclosure may have an Access Controller that may use the given widget's "Widget Descriptor" as the policy file. The Widget Descriptor may be a simple Key-Value pair structure which is created by a widget developer (to describe the necessary resources) and signed by a mobile transaction platforms (MTP) server based on the wallet operator's processes. The access control mechanism may involve a widget descriptor life cycle and a mClient access control in the overall process of managing resources against a given policy. These two aspects of the process may be described below.

[0221] FIG. **18** illustrates the widget lifecycle from development to execution. In some exemplary and non limiting embodiments, the widget life cycle (represented by **1800**) may have phases with responsibility demarcation between issuer and JVL's sub systems. The phases may include widget development, widget verification and approval, widget delivery, widget installation and widget execution. The widget development phase of the widget life cycle may include a toolkit **1802**. In an example, the toolkit **1802** may be based on Microsoft Visio®. A mobile transaction platform tool (MTP) **1804** may support the toolkit **1802** to facilitate widget development. The widget development may be followed by a widget package generation stage. During, the widget package generation a widget bundle **1808** may be formed by the MTP tool **1804**. The widget bundle **1808** may comprise a widget descriptor, a screen support file and a theme support file (these may be explained below in greater detail). The widget bundle **1808** may be sent for a static verification, policy approval or policy provisioning by the MTP tool **1804** to a mobile transaction platform (MTP) **1810**. In an example, the policy provisioning and the widget provisioning profile may be provided using a trusted service manager (TSM) **1814**. In an example, the widget provisioning may be providing using an access control list (ACL), as explained by way of later sections. The MTP **1810** may be configured for publishing the widget bundle **1808** after verification. In an example, widget provisioning and publishing may be synchronized and take place simultaneously over the MTP **1810** and the TSM **1816**. The MTP **1810** and the TSM **1816** may send the widget bundle **1808** after verification and publishing to an mClient **1818**. The mClient **1818** may be configured to include the widget bundle **1808**, a block for platform services, a block for data services, a block for communication services and a block for a secure element. The mClient **1818** may define a runtime footprint for the widget bundle **1808**. The mClient may be explained later by way of FIG. **21**.

[0222] In some exemplary and non limiting embodiments a first phase in widget life-cycle may be widget development. In an example, the mobile transaction platform (MTP) may support a Microsoft visio based widget development toolkit to automate Widget development. The widget development may take place in an issuer domain. The widget may be made up of a plurality of widget artifacts. In an example, the widget may be made up of a screen.xml file, a content.xml file, a theme.xml file, a plurality of script files, a plurality of images, and a widget descriptor. In an example, the widget development toolkit may generate widget's artifacts like screen, content etc. along with the widget descriptor. The widget descriptor may capture widget access requirements (or requests) for different resources like Actions/URLs/Applets etc by the developer.

[0223] In some exemplary and non limiting embodiments, a next phase in widget life-cycle may be widget verification and approval. In an example, the widget approval step may involve validation of the Widget. In an example, the widget verification may take place at a wallet platform (for example, a JVL wallet platform—certification tooling). The widget approval step may further involve approval or provisioning of the Widget. The present invention provides a set of tools for a static analysis of the widget, which may help the overall approval process. In an example, the technical process of widget approval may include various steps. A first step may be creating a static analysis report for the given widget, indicating any warnings/duplications/conflict. In an example, these indications may relate to an application protocol data unit conflict (APDU), an uniform resource locator (URL) Conflict, a presence of too many external resources, use of restricted/controlled application programming interfaces (API). A next step may be capturing a manual approval of the widget recording the approval conditions and accepted/ignored warnings. A next step may be creating a widget provisioning profile. The widget provisioning profile may include

the hash of the widget binaries and the ACL. A next step may be creating a widget package to be downloaded using a wallet channel.

[0224] In some exemplary and non limiting embodiments, a next phase in the widget life cycle may be the widget delivery and installation. In an example, the widget may be ready for delivery once it is certified and may be available for download from the wallet platform. In some exemplary embodiments, the widget download and installation may be triggered due to various events. The events may include a new card provisioning event by the issuer.

[0225] In some exemplary and non limiting embodiments, the mClient's widget manager may execute various steps at the time of installing the widget. A first step may be to verify the integrity of the widget bundle after the widget bundle has been downloaded. In an example, the verification may be done using secure element services. In case, the integrity of the widget bundle is verified, the widget bundle may be added to the mClient. In case, the integrity of the widget bundle is not verified, an error message will be shown and the widget bundle will not be added to the mClient.

[0226] In some exemplary and non limiting embodiments, a next phase in the widget life cycle may be the widget execution. The Widget's integrity and access profile may be determined by the wallet manager for each run of the widget. The widget execution and integrity check may include a load time integrity check, and a runtime access control. The load time integrity check may check if the widget may be ready for execution post successful installation. The Hash may be verified every time a widget is loaded for execution. This validation may be required to ensure that the widget or its data has not been tempered with during the idle time of the wallet or the widget. The runtime access control may check if the Widget may start its function once it passes through the hash verification step at its load time. The widget access controller may ensure that the widget trying to access a particular resource may be as per proper authorization i.e. isolation rules.

[0227] The mClient Access Control (also referred to as the access control)—While the Widget Descriptor Lifecycle describes the process of "Establishing the policy", the mClient Access Control mechanism ensures the "Enforcement of the policy". This section describes a high level overview of the Access Control Mechanism.

[0228] FIG. **19** illustrates a high level view of the access control mechanism. As illustrated in FIG. **19**, the resource access may be controlled by via an access controller **1902**. The access controller **1902** may determine the access rights based on the widget descriptor. The access controller **1902** may avail a particular resource for example, a screen or an action or an applet and the like to the widget. In exemplary and non-limiting embodiments, the access controller **1902** may include a set of design considerations. In an example, the access controller **1902** may require a system for data storage **1904**. The data storage may be configured to store widget binaries. In an example, the widget profile provisioning and ACL information may be securely stored in a secure element **1908**. The secure element **1908** may be in communication with the access controller **1902**. The widget profile provisioning and ACL information may include a wallet security domain **1910**, a wallet applet **1912**, an issuer security domain **1914**, and an issuer applet **1918**. The access controller **1902** may be in communication with a widget policy file **1920**.

[0229] The access controller **1902** may be in communication with a near field communication (NFC) chip manager **1922**, a resource manager **1924**, and a communication manager **1928**. The NFC chip manager **1922**, the resource manager **1924**, and the communication manager **1928** may be in communication with a script execution platform **1930** that can be in communication with a screen manager **1932**. As illustrated in FIG. **19**, the widgets may not have API level access to any native resources and all resource usage may have to be facilitated by the access controller **1902**. For example, the system for data storage **1904** may have to communicate with the access controller **1902**, which may facilitate access of the NFC chip manager **1922**, the resource manager **1924**, and the communication manager **1928** for the system for data storage **1904**. In an example, the screen manager **1922** may be allowed to execute only one widget at a particular point of time. In exemplary and non-limiting embodiments, there may be only one access controller **1902** for entire system.

[0230] In an example, a widget may be required to get its hash verified every time it may be loaded or reloaded. In an example, only one widget may be allowed to be executed at.

[0231] FIG. **20** illustrates a method **2000** for loading and execution of a widget with respect to the access controller.

[0232] The method **2000** may require the mClient to load a wallet home at step **2002**. The mClient may be in interfacing with the user. The user may select a widget from the wallet home after the wallet home may be loaded onto the mClient. The mClient may be configured to open the widget selected by the user at step **2004** of the method **2000**. The mClient may be in communication with an application database. The mClient may be configured for loading the widget bundle of the selected widget from the application database at step **2008**. The mClient may be in communication with the secure element. The secure element may verify the integrity of the widget bundle by performing hash verification at step **2010**. As mentioned above, the hash may be verified every time a widget may be loaded. In an example, the widget bundle may be contained in a wallet applet for has verification. The hash may be stored at the time of widget provisioning. The hash verification may be vital for the method **2000** and in cases of hash verification failure; the widget execution may be stopped. In cases where hash verification is successful, the mClient may retrieve the widget descriptor for the selected widget from the secure element. The widget descriptor may be stored in the main memory of the MTP at step **2012** of the method **2000**. The screen manager may load a next screen onto the mClient after the widget descriptor may be retrieved at step **2014**. The mClient may request a platform service execution at step **2018**. In an example, the service may be requested by specifying various parameters. The platform service may be exclusive the selected widget (platform services explained by way of FIG. **21**). The mClient may verify the widget descriptor so as to ensure that the widget may have privileges to access the platform service requested at step **2020**. The mClient may execute the platform service requested in case the selected widget may have privileges to access the selected platform service at step **2022** of the method **2000**. The method **2000** may require the widget descriptor verification of the step **2020** for further execution of the widget. For example, if the widget descriptor may be found to not have access to the selected platform service, then the mClient may terminate the method. The mClient may communicate widget execution to the user and the mClient

may prompt the user to exit the widget after execution at step **2024** of the method **2000**. The mClient may destroy the widget after execution at step **2028**. The mClient may be configured to load another wallet home if the user may want to execute another widget.

[0233] FIG. **21** illustrates a widget runtime footprint **2100** based on widget access control policy. Each widget may create a logical footprint at runtime based on its access control policy. The access control policy may be defined in the widget provisioning profile. Each logical footprint may contain UI workflow resources **2102**, actions/services resources **2104**, data resources **2108**, online resources or communication resources **2110**, and secure element resources **2112**. As illustrated by FIG. **21**, a boundary of the widget runtime footprint **2100** may described herein.

[0234] Each widget may have its own screen **2114** and content files. A widget A may not use content files from a widget B and vice versa. The widget runtime footprint **2100** would use a native platform **2118** that may be common for all widgets. Every widget may have a set of privileged services **2120** that may be used by a particular widget only. For example, the widget A may use only a widget A privileged service **2120**A from the privilege services **2120** and the widget B may only use widget B privileged service **2120**B from the privilege services **2120**. The widget runtime footprint **2100** has a platform services block **2122** that may be a part of the mClient and therefore, may be used by any of the widget A or widget B or any other widget. Any widget may access a common data **2124**. The common data is stored by default in the widget runtime footprint **2100**. In an example, the widget may define, its own data store if authorized to do so. For example, the widget A may define a data source **2128**A and the widget B may define a data store **2128**B.

[0235] The mClient may have a common URL platform **2130**. Any widget for example, widget A or widget B may access data from the common URL platform **2130** by default. In an example, each of the widget A and widget B may define their own communication end points **2132**A and **2132**B. The communication end points may be domain names. In this example, widget A may use the communication end point **2132**A and widget B may use the communication end point **2132**B.

[0236] Any of the widget may not have default access to any SE applets. Each applet access that may be allowed for the given widget may be defined explicitly in the widget descriptor. One or more Widgets may have access to the same SE applet, based on the permission granted by the server's signature.

[0237] Detailed design of the widget isolation requirement. In some exemplary and non limiting embodiments, The methods and systems described herein of multi-domain ecosystem secure personalized transactions includes an overall lifecycle of the policy file used for the access control. Various stages describe important files/data-structure and their transformation/processing, which ultimately results in access control implementation at the mClient container. The stages may include a development stage, a provisioning stage, a widget launch stage, and a widget execution stage. These stages may be described herein.

[0238] The development stage may include the widget descriptor file. The widget descriptor file may be provided by a developer (for example, the issuer). The widget descriptor file may describe a set of resource requirements from the developer's perspective. In an example, during the development stage the widget along with the widget descriptor file may be submitted for the widget approval process. In exemplary embodiments, the resource requirements may be justified during the widget approval process. The widget may be signed by a provisioning authority (for example, JVL) after, the widget has been approved.

[0239] The provisioning stage may include a widget provisioning profile. The widget provisioning profile may be created by the provisioning authority as a part of approval process. The widget provisioning profile may be a derivation of the widget descriptor file with some additional information. In an example, the additional information may include a user-ID, a widget hash and the like. The widget provisioning profile may be provided using a trusted service manager (TSM). The widget provisioning profile may be stored inside the secure element (SE), using the wallet authentication/companion applet. The SE may provide a service to the wallet to accept the user ID and the widget hash and return the verification status as well as the ACL.

[0240] The widget launch stage may include at least one widget access record. In an example, the widget launch stage may include more than one widget access record. The widget access record may be created and maintained by the widget manager inside the wallet's main memory. The widget access record may be a simple record structure where the resource permissions may be stored. When a widget is launched, the widget manager may contact the SE to read the ACL and the widget manager loads up the widget access records in the main memory.

[0241] The widget execution stage may include a widget access context object. The widget access context object may be a runtime object which may provide a simple method to check permissions for the widget execution. The widget access records may be used to populate the widget access context object. The widget access context object may internally maintain a simple Map (key-value pair) of permissions. The widget access context object may be used by all access aware resource managers to check the given widget's permissions. The resource managers may internally decide whether the given resource needs to be checked against policy or not.

[0242] In some exemplary and non limiting embodiments the widget descriptor may be a central place where all the access rights for a plurality of resources may be defined. In an example, the plurality of resources may include the action, the screen, at least one URL and SE/Applets. In an exemplary embodiment, construction of a widget may require availing different resources like actions, applets, screens and the like. In exemplary but non limiting embodiments, action may include that the mClient platform may provide 4 different types of actions i.e. system actions, core/infrastructure actions, wallet actions and any other issuer specific custom actions. In an example, actions may be a part of mClient platform and hence are shared across widgets. In an example, any widget may access core and wallet actions. In an example, the widget by default may not be allowed to access any system actions. The widget may need to specify all the system actions required by it in the descriptor. In an example, the widget may specify any widget specific action that may be an action meant for only that widget in particular. In exemplary but non limiting embodiments, every widget may be required to have an individual set of screens and content files that may not reuse the screens and content resources from any other widget. In exemplary but non limiting embodiments, a widget may be permitted to make a connection to a plurality

of URL's. In exemplary but non limiting embodiments, the widget may interface with a plurality of applets.

[0243] Widget Approval Process—FIG. **22** illustrates a widget approval process.

[0244] The widget approval process as illustrated in FIG. **22** may involve a user **2202**, a widget certification manager **2204**, a widget repository manager **2208**, a static verification utility **2210** and a binary package generator **2212**. The user **2202** may select a widget bundle **2214** from various widget bundles available to the user. In an example, the widget bundle **2214** may contain an application.xml file, a content. xml file, a theme.xml file and a widget descriptor (these files may be same as described above). The widget bundle **2214** may be sent to the widget certification manager **2204** by the user **2202**. The widget certification manager **2204** may also be the widget approval manager. The widget certification manager **2204** may be the main controller class driving approval process. The widget certification manager **2204** may send the widget bundle **2214** to the widget repository manager **2208**, the widget repository manager **2208** may manage details about all the certified and uncertified widgets with proper timestamp details. The widget repository manager **2208** may have access to a widget repository **2218**. The widget repository **2218** may contain all the certified and uncertified widgets with proper timestamp details. This information may help for audit trailing and for static verification. The widget certification manager **2204** may send the widget bundle **2214** to the static verification utility **2210**. The static verification utility **2210** may validate the widget bundle **2214** against static rules. For example, if a client may have already declared client_Check_CardStatus as one of its custom actions, then any other issuer then the client itself may not be allowed to use this particular action. The static verification utility **2210** may check the widget bundle **2214** in the widget repository **2218** for any accidental/incorrect reference to assets that may be owned by other widgets. The static verification utility **2210** may automate a part of the access verification process, but manual verifications may still be required. The widget certification manager **2204** may receive the widget bundle **2214** verified against static rules from the static verification utility **2210**. The widget certification manager **2204** may send the widget bundle **2214** to the binary package generator **2212**. The binary package generator **2212** may generates the final binary package corresponding to the widget bundle **2214**. The binary package may be ready for over-the-air download and delivery. The binary package generator **2212** may send a binary widget file **2220** to the user **2202**.

[0245] Widget Environment Aspects—Few exemplary nut non-limiting environmental assumptions and dependencies for the wallet software are described here. The environmental assumptions and dependencies may include a secure communication, a secure main memory, a secure application environment, a reliable API, a SE access management, a protected database, and a reliable rush registry. In an example, the wallet software may assume that the underlying platform and the APIs offer reliable and secure HTTP and HTTPS connections for Secure Communication. The native platform may manage a root certificate store for the secure sockets layer (SSL) verification. In an example, the wallet software may assume that the main memory allocated to the wallet software by the native OS may be protected from other applications (apps) and may be secure to hold sensitive data elements for transitional scope. The wallet software may assume that the wallet binaries may be stored and maintained securely by the application environment on the phone to provide a secure application environment. The app signature is verified by the environment using trusted content certificates. The Environment may also impose strict signing and access control rules on all apps downloaded on the phone. The wallet software may assume that all Java or similar APIs may be secured by the underlying environment and may be trusted for processing sensitive data for a reliable API. Also, the APIs may be access controlled by the environment. The wallet software may assume that the access to secure element may be managed by the environment infrastructure (for example, JSR 177) and the accesses to various secure element services may be privileged. The privilege management may be implemented by the environment based on the app signatures. The wallet software may assume that the environment may restrict access to persistent data to the owner application only and the applications may not access or modify each other's data. The wallet software may assume that the environment may provide a reliable application push registry, where the events for the wallet app are passed on to the wallet reliably (without corruption or intrusion).

[0246] The methods and systems described herein of multi-domain ecosystem secure personalized transactions includes a computer readable medium containing program instructions. The execution of the program instructions by one or more processors of a computer system may cause the one or more processors to carry out the steps that include configuring one or more widget modules for execution via a wallet container on a mobile device. The one or more widget modules may comprise a service group of a service provider. In an example, the wallet container may operate in cooperation with an enabling tier of a multi-tier platform for providing secure personalized transactions to provide the one or more widget modules exclusive access to a workflow of the service provider. In an example, the wallet container may interpret the widget module in a runtime environment operating on the mobile device to provide the exclusive access. In an example, service provider may be a widget issuer. In an example, one or more of the widget modules issued by the widget issuer may be provided exclusive access to a workflow of the widget issuer. In an example, the wallet container may operate in cooperation with an enabling tier of a multi-tier platform for providing secure personalized transactions to provide the exclusive access. In an example, the one or more of the widget modules issued by the widget issuer may be provided exclusive access to a user interface of the widget issuer. In an example, the wallet container may operate in cooperation with an enabling tier of a multi-tier platform for providing secure personalized transactions to provide the exclusive access. In an example, the one or more of the widget modules issued by the widget issuer may be prevented from accessing a workflow of another widget issuer. In an example, the wallet container may operate in cooperation with an enabling tier of a multi-tier platform for providing secure personalized transactions to prevent accessing a workflow of another widget issuer. In an example, the one or more of the widget modules issued by the widget issuer may be prevented from accessing a user interface of another widget issuer. In an example, the wallet container may operate in cooperation with an enabling tier of a multi-tier platform for providing secure personalized transactions to prevent accessing a workflow of another widget issuer.

[0247] A multi-domain ecosystem for secure personalized transactions may include various components including

server, client, and other types of components. Client components may include various software programs, applications, applets, data sets, interfaces, menus, and the like that may be described herein or elsewhere. In general client functionality may be derived from various wallets, widgets, applets, containers, and the like that reside and/or are executable on a client device, such as a mobile phone, smart phone, tablet, universal electronic transaction facility, laptop, notebook, netbook, kiosk, appliance, utility device, automobile, plane, and any other electronic or electro-mechanical device.

[0248] In general the methods and systems described herein includes client software referred to herein and elsewhere as mClient, container, and the like which acts as an enabling infrastructure for rapid mobile application development. It provides a container-based approach to supporting a multi-tenant application architecture. The mClient container provides a phone specific run-time environment for the wallet and widgets. The container handles complexity related to application execution, transactional security, reliability, and the like including device specific implementations. An mClient container may be based on APIs, such as device specific APIs. The container runtime environment facilitates generating a native application screen from widget descriptors. This facilitates ensuring that a touch screen button looks like a native ANDROID, BLACKBERRY, IPHONE, or other device button on the respective devices. The wallet application may be similar to a widget in that it may also be interpreted and executed by the mClient runtime functionality. However, as described herein a wallet will have privileged control over the application to maintain a highly secure and separated environment for use and access to wallet information that may include user account, personal, and transaction-related content, among other things. A wall may also be defined to provide functionality that is domain specific (e.g. financial, retail, healthcare, government, and the like).

[0249] With reference to FIG. **23**, there is illustrated an exemplary and non-limiting embodiment of a widget architecture that may facilitate isolating distinct service provider widgets within a wallet container on a client device in a multi-domain ecosystem for secure personalized transactions. A client container **2302** may operate as a client runtime component for facilitating execution of mobile applications on a client device, such as a mobile telephone, computer, PDA, laptop and the like in a multidomain ecosystem for secure personalized transactions. As illustrated, one or more wallets **2304** may comprise applications and data that may provide an overall user digital wallet experience and may be accessed through one or more secure entry points managed by the container **2302** for one or more widgets **2306**. One or more widgets **2306** may comprise service groups developed and/or issued by third party service providers. In accordance with exemplary embodiments, the widgets **2306** may run within the secure environment of the client container **2302** in an independent manner isolated from the one or more wallets **2304**. When implemented in accordance with exemplary embodiments as discrete units of executable code, widgets may execute and operate in a manner separate and distinct from the operation of other widgets, wallets and applets or, conversely, may operate in a cooperative manner with one or more other wallets, widgets and/or applets to perform secure transactions.

[0250] As illustrated, the client container **2302** may interface with an API layer **2308** comprising one or more device specific APIs. The API layer **2308** may support various and/or popular device environments. A phone independent API layer **2310** may ensure that applications, including, but not limited to wallets, widgets and applets, such as those developed using a Mobile Transaction Platform (MTP) software development kit (SDK), run across all supported MTP handsets. In accordance with exemplary embodiments, both the wallets **2304** and the widgets **2306** may be nearly identical in structure (e.g., screens, JavaScript, & CSS Styles), except that the wallets **2304** may have access to a wider set of privileged APIs within the API layer **2308** than do the widgets **2306**. In some instances, wallets **2304** may be capable of robust user configuration and personalization particularly as compared to widgets in general and service provider derived widgets in particular. As a result, in some instances, wallets may be provided with increased access to APIs exerting control over the functionality of a client device.

[0251] In accordance with exemplary and non-limiting embodiments, when invoked, a wallet **2304** may take application control until a widget **2306** entry point is selected (e.g. by a user, wallet **2304**, container **2302**, external service, and the like). User selection of a widget **2306** may be via a card image, a menu option, and the like that may be available to the user through the wallet **2304** interface. In response to such selection, the selected widget may be launched within a runtime secure environment (e.g. an environment provided by the container **2302**) comprising the wallet **2304** and the execution of the wallet **2304** may be suspended.

[0252] Once launched, the widget **2306** may operate to facilitate secure transactions between, for example, a wallet **2304** of a mobile client device upon which the widget **2306** is executing and a service provider, such as the service provider who issued the widget **2306**. In such an instance, a widget **2306** issued by a service provider may be granted exclusive access to the workflow of the issuing service provider, resources on the mobile device, such as wallet resources, secure element resources, as well as to user interfaces of the client device. Likewise, a widget **2306** issued by a service provider may be denied access to the workflows, wallet elements, and the like of other service providers as well as to certain mobile device resources, such as user interfaces of the client device.

[0253] As separately executable units of code, widgets **2306** may be effectively isolated one from the other via the execution separation functions available from a mobile operating system and/or by aspects of the mClient including the runtime environment provided by a container. In addition, widgets **2306** may be developed by a service provider (e.g. an issuer of instruments, and the like) who may configure the widget to incorporate provider-specific security elements that may make it hard for other service-provider developed widgets from accessing its resources, workflows, and the like. A mobile transaction platform that may include such widgets, containers, wallets, service provider software (including without limitation various aspects of a wallet service center described later herein), and the like may enforce strong and diverse security in all such aspects so that, for example, widgets developed by service provider A may not access resources (e.g. server-based) of service provider B. Such strong security may be important for a variety of reasons including keeping domain-specific information separate and confidential from other domains that the user may interact with through the user's mobile device (e.g. financial domains, health domain, legal domains, business domains, personal domains, identity domains, and the like).

[0254] The methods and systems described herein of multi-domain ecosystem secure personalized transactions includes a computer readable medium containing program instructions. The execution of the program instructions by one or more processors of a computer system may cause the one or more processors to carry out the steps that may include configuring one or more widget modules in a wallet container on a mobile device. The wallet container may comprise one or more wallet modules. The steps carried out by computer readable medium may further include, limiting access by the one or more widget modules to the set of elements consisting of the one or more wallet modules, the mobile device, one or more client applications. The steps may further include, providing access to the one or more widget modules of at least one of an issuer-specific security domain and widget-specific issuer security domain.

[0255] The methods and systems described herein of multi-domain ecosystem secure personalized transactions includes a method that includes providing a container runtime environment on a mobile device. The method may further include accessing a mobile-device resident widget module to determine access constraints associated with the widget, In an example, the access constraints may pertain to electronic wallet access, device resource access, device resident ecosystem applications, network resources accessible by the mobile device, issuer-specific security domains, and widget-specific security domains. The method may further include, operating at least one of the widget modules through a container to enforce access constraints associated with the widget module. The method may further include facilitating access by the widget module to at least one of issuer-specific security domains and widget-specific security domains associated with the widget module. In an example, enforcing widget module access constraints may include preventing access to electronic wallet resources on the mobile device. In an example, enforcing widget module access constraints may include preventing access by a first widget to a wallet associated with a second widget. In an example, enforcing widget module access constraints may include preventing access by a widget to a wallet on the mobile device based on a state of the wallet. The state of the wallet may include an active state during which access by the widget may be allowed and an inactive state during which access by the widget may be prevented. In an example, facilitating access to a security domain may comprise allowing access to a digital wallet on the mobile device that may share a security domain with the widget module. In an example, facilitating access to a security domain may comprise allowing access to network resources of an issuer that may share a security domain with the widget module.

[0256] Various aspects of a mobile transaction platform, including client-specific aspects, for isolating and limiting access among domain-specific resources are described herein above. In addition to these important security and resource access limiting functions, application-related limits on access to wallets, device resources, applications, network resources and the like may also be facilitated by the methods and systems described herein including development, deployment, execution, and transaction methods and systems.

[0257] In accordance with exemplary embodiments, a container may implement one or more triggers to control or otherwise limit access to one or more wallets, devices, client applications and network resources. Limits on access may be based on location (e.g. venue, location, network type, provider accessibility, wallet state, spending limit, credit balance, credit score, and the like). Examples of these and other limits on widget access to resources are described here. A wallet may be managed in a personalized way by a merchant so that, for example, when one enters a venue one may not be given the option of using a widget that enables a form of payment that is not accepted at the venue. In another non-limiting example, access to various widgets may be enhanced by a trigger or triggers when a user travels outside the U.S. In accordance with yet other examples, a trigger based on credit card balance/limit may further enhance the operation of one or more widgets including, but not limited to, access by one or more widgets to client applications and network resources. In an exemplary embodiment, if a wallet is not active, such as might occur when the client device on which the container and wallet or wallets are resident is shut off or when a user has deactivated a wallet (e.g. for enhanced security of the wallet resources), an associated widget may be limited from accessing client device and network resources, wallet content, and the like normally controlled by or accessed through the wallet.

[0258] The methods and systems described herein of multi-domain ecosystem secure personalized transactions includes a method that includes configuring a widget at least partially by a networked server to provide access to an issuer-specific service group. The method may further include receiving in a secure wallet container operating on a client device, a request from the networked server to deploy the configured widget. The method may further include determining widget isolation requirements for operating the widget on the client device. The method may further include installing the configured widget based on the isolation requirements on the mobile device through the secure wallet container.

[0259] The methods and systems described herein of multi-domain ecosystem secure personalized transactions includes a computer readable medium containing program instructions. The execution of the program instructions by one or more processors of a computer system may cause the one or more processors to carry out the steps that may include deploying on a client device a first issuer-specific widget to facilitate a first trust model-based secure personalized transaction. The steps may further include deploying on the client device a second issuer-specific widget to facilitate a second trust model-based secure personalized transaction. In an example, the first issuer-specific widget and the second issuer-specific widget may be deployed in a wallet container. In an example, at least one of the first trust model and the second trust model may be one of a delegated trust model, direct trust model, and brokered trust model. In an example, at least one of the first trust model-based secure personalized transaction and the second trust model-based secure personalized transaction maybe facilitated based upon a trigger. In an example, the trigger may correspond to a monetary value of at least one of the first trust model-based secure personalized transaction and the second trust model-based secure personalized transaction.

[0260] In accordance with exemplary and non-limiting embodiments, after a widget **2306** has been developed, such as by an issuer who may be a service provider, the operation of the widget **2306** may be verified and approved and may be stored on a server for subsequent downloading to a client device or to more than one client devices in the case of a non-user-specific widget **2306**. As noted, widgets **2306** can vary in nature depending upon the functional task to which

they are directed. As a result various types of widgets **2306** include, but are not limited to, wallet-specific widgets, user-wallet-specific widgets, offering-specific widgets, marketing-specific widgets, audit-specific widgets, multi-purpose widgets and the like. After a successful installation on the client device, the widget **2306** is ready for execution.

[0261] In an exemplary embodiment, once a widget **2306** is installed, confirmation in the form of an acknowledgement may be sent to the server from whence the widget **2306** was downloaded. Receipt by the server of the acknowledgement may result in the server storing information regarding the successful download of a widget **2306**. For example, the server may store information indicating a version number of the downloaded and installed widget **2306**. Such information may be used, for example, to ascertain the existence of a more recent version of a widget **2306** for download than has been previously downloaded. In some exemplary embodiments, the successful download of a widget **2306** at a client device may result in a confirmatory visual indicia, such as a displayed text message, being displayed to a user of the client device. Also, a user may be provided with a means for accepting the downloaded widget including, for example, performing a non-binding trial of the widget. A result of such a widget installation may include placing a new icon in a mobile transaction platform user interface of the client device. The new icon may be differentiated from other icons temporarily to facilitate indicating that it is newer that the others. Alternatively, a new widget may have no visually detectable difference to the user.

[0262] Deployed or installed widget integrity may be provided by a container (e.g. mClient container), which is described herein. One technique for ensuring widget integrity is to ensure that the widget and/or its data are unaltered. In accordance with an exemplary embodiment, in order to make sure that neither the widget **2306** or its data has not been tampered with during the time between downloading of the widget **2306** and its execution, a hash may be employed. A hash may be computed of the application code comprising the widget **2306** and the hash verified when a widget is installed, accessed for execution, accessed during an audit of client mobile transaction platform resources, loaded for execution (e.g. in an cClient container runtime environment), and the like. In an example of verifying a hash when a widget is loaded for execution, the widget **2306** may start its function once it passes through a hash verification at its load time.

[0263] An mClient container runtime environment may also facilitate strong isolation of widgets so that distinct widgets cannot impact other widget resources, alter such resources or widget application code, and the like that may impact widget integrity.

[0264] As noted above, widgets **2306** may provide one or more secure entry points via which wallet applications may interact with the issuer of the widget **2306**. In exemplary embodiments, the issuer of a widget **2306** may also be a service provider whose services are enabled, either in whole or in part, by use of the issued widget **2306** by a user. In an exemplary and non-limiting embodiment, one or more widgets **2306** may act in concert to perform secure personalized transactions with varying degrees of trust. Specifically, different widgets **2306** may be deployed to facilitate secure personalized transactions in accordance with varying trust models, including among others direct, indirect, brokered, and third-party secured trust models for transaction execution.

[0265] In accordance with exemplary and non-limiting embodiments, the use of more than one trust model may reflect differences in the environment in which the client device and associated widgets **2306** are deployed. As noted elsewhere herein, wallet and widget issuers may select one or more trust models when configuring elements of an ecosystem. For example, an issuer, perhaps comprising a service provider, may deploy a first widget **2306** to perform secure banking transactions over the air wherein the transactions have a first level of trust. The issuer may further, for example, deploy a second widget to perform secure banking transactions at a point of sale (POS) kiosk wherein the transactions have a second higher level of trust owing to the client devices proximity to the kiosk and/or access to independent verification of the user of the device. Either or both of these widgets may be deployed to a single client device and the selection of a widget for execution may be performed by the wallet **2304**, such as based on the nature of the transaction as described, the security of the available OTA network, and the like.

[0266] In accordance with other exemplary and non-limiting embodiments, widget deployment may be dependent on a variable. For example, an issuer may configure a plurality of widgets **2306** each operating with a trust model that is financial transaction amount dependent. For example, a widget requiring a relatively low level of trust may be deployed for financial transactions involving less than fifty dollars while a widget requiring a relatively high level of trust may be deployed for financial transactions involving more than fifty dollars.

[0267] The methods and systems described herein of multi-domain ecosystem secure personalized transactions includes a method that includes receiving an alert with a multi-domain secure wallet container at a mobile device that an updated version of an existing widget that is deployed on the mobile device is available. The method may further include confirming that the update is an update of a existing widget that is deployed on the mobile device. The method may further include configuring the wallet container to receive the updated widget. The method may further include receiving the updated widget with the wallet container. The method may further include dispositioning the existing widget to prevent further use of the widget. The method may further include storing the updated widget on the mobile device.

[0268] The methods and systems described herein of multi-domain ecosystem secure personalized transactions includes a method that includes querying a server with a multi-domain wallet container operating on a mobile device for the existence of an updated widget. The method may further include receiving information from the server indicative of the availability of the updated widget. The method may further include requesting the updated widget. The method may further include receiving the updated widget at the mobile device. The method may further include dispositioning an existing widget that the updated widget supersedes to prevent further use of the existing widget. The method may additionally include storing the updated widget on the mobile device. In an example, querying the server may be performed at predefined time intervals. In an example, querying the server may be performed in response to the execution of a widget on the client device. The method may further include sending a confirmation of storing the updated widget to the server.

[0269] The methods and systems described herein of multi-domain ecosystem secure personalized transactions includes a method that includes receiving a query from a mobile device

for the existence of an updated widget. The method may further include transmitting information indicative of the availability of the updated widget to the mobile device. The method may further include receiving a request for the updated widget from the mobile device. The method may further include transmitting the updated widget to the mobile device. In an example, the query may be received at predefined time intervals. In an embodiment, the query may be received in response to the execution of a widget on the client device. The method may further include receiving a confirmation of storing the updated widget.

[0270] In accordance with exemplary and non-limiting embodiments, widgets **2306** stored and capable of running within the secure environment of the client container **2302** may be updated for any of a variety of purposes (e.g. periodically, such as weekly, to provide current pricing or offers, increase a spending limit, in response to a user request, to improve security, to add access to a different trust model, and the like). In one exemplary embodiment, after reviewing and publishing the widget **2306**, a widget provider may create and issue an alert indicating the availability of a new or newer version of one or more widgets **2306**.

[0271] In one exemplary embodiment, the alert may be issued to only those client devices that have previously successfully downloaded (or otherwise have installed) a version of the widget **2306** to be updated. In such an instance, a message may be sent to the client device to inform the user that an updated widget **2306** is available for download and provide the user with the choice to download the updated widget **2306**.

[0272] In another exemplary embodiment, a configuration file, such as might be stored on a wallet server, may contain user customizable information defining the manner in which the user desires for widget updates to occur. For example, a user may customize an associated configuration file to indicate that each time a new version of a previously downloaded widget **2306** becomes available the newer version of the widget is to be downloaded. Conversely, a client device may periodically, such as at start-up or prior to engaging in a commercial transaction, query the wallet server to downloaded newer versions of previously installed widgets **2306**. In other embodiments, the configuration file may be customized by or for the widget issuer, a related wallet issuer, and the like.

[0273] In accordance with other exemplary embodiments, a widget **2306** itself may be informed through a workflow of the widget issuer that an update is available and based on aspects of the updated widget (e.g. a security update), the installed widget might take an action (e.g. disable itself, notify the user that it is no longer current, update portions of itself rather than replacing it with a new widget, etc). Another update mechanism may be realized through operation of the wallet. For example, a wallet may be updated and, as a result, may indicate that a widget is out of date, triggering various widget actions (e.g., notify the user, automatically update, request an update, and the like)

[0274] Methods and systems of providing a multi-tier mobile transaction platform for secure personalized transactions in a multi-domain ecosystem may include a method of configuring at least one mobile transaction platform-specific application programming interface on a mobile device for facilitating access to mobile device secure resources by a wallet container executing on the mobile device. The method may further include disposing a plurality of distinct wallet containers in a memory of the mobile device, wherein each wallet container interfaces with mobile device secure resources via the at least one application programming interface. The method may further include the at least one programming application interface enforcing wallet container isolation via security criteria of a three layer mobile transaction platform. The three layers may include a personalization layer, a service layer, and an enabling layer.

[0275] The methods and systems described herein of multi-domain ecosystem secure personalized transactions includes a wallet container operable on a client device. The wallet container may include a runtime component for facilitating management of widgets, wallets, security, and access to a secure element. The wallet container may further include an API-based interface for accessing business specific services provided by the widgets and for accessing client device specific resources. The wallet container may facilitate operation of a plurality of distinct wallets and distinct widgets for accessing at least one of the plurality of distinct wallets.

[0276] The methods and systems described herein of multi-domain ecosystem secure personalized transactions includes a computer readable medium containing program instructions. The execution of the program instructions by one or more processors of a computer system causes the one or more processors to carry out the steps that may include configuring one or more widget modules in a wallet container on a mobile device. The wallet container may comprise one or more wallet modules. The steps may further include facilitating access to at least one of the wallet modules by an issuer of at least one of the widgets.

[0277] A wallet container **2302** may form a client-resident portion of a mobile transaction platform (MTP) enabling infrastructure. As such, a container may provide a cross platform service execution environment for client devices, such as mobile handsets, and the like.

[0278] As noted above, the methods and systems described herein generally include client software referred to herein and elsewhere as mClient, container, runtime environment, and the like, which acts as an enabling infrastructure for rapid mobile application development. It provides a container-based approach to supporting a multi-tenant application architecture. The mClient container provides a phone specific run-time environment for the wallet and widgets. The container handles complexity related to application execution, transactional security, reliability, and the like including device specific implementations. An mClient container may be based on APIs, such as device specific APIs.

[0279] As illustrated, one or more wallets **2304** may comprise applications and data that may provide an overall user digital wallet experience and may be accessed through one or more secure entry points managed by the container **2302** for one or more widgets **2306**. One or more widgets **2306** may comprise service groups developed and/or issued by third party service providers. In accordance with exemplary embodiments, the widgets **2306** may run within the secure environment of the client container **2302** in an independent manner isolated from the one or more wallets **2304**. When implemented in accordance with exemplary embodiments as discrete units of executable code, widgets may execute and operate in a manner separate and distinct from the operation of other widgets, wallets and applets or, conversely, may operate in a cooperative manner with one or more other wallets, widgets and/or applets to perform secure transactions.

[0280] Referring to FIG. **24**, which depicts a high level architecture view of a client-device container (e.g. mClient), detailed exemplary aspects of a container are presented. A container **2402** may facilitate user interface rendering and navigation; workflow execution; access to developer APIs; and may further include application container infrastructure. A container **2402** may facilitate widget management **2430** with a widget lifecycle manager capability **2432**, an access controller **2434**, and the like while integrating widget and wallet context. A container may further include a user interface framework **2412** that may include a UI engine **2414**, screens and layout **2418**, styles **2420**, UI elements **2422**, and the like. A container as depicted in FIG. **24** may further include a workflow framework **2424** that may leverage a script engine **2428**, service manager, and may include javascript functions, scriptable objects, and the like. Other container capabilities may include database functionality **2440**, such as find/search, insert/update, delete, and the like. Communications **2438** may be facilitated by a container for sending (e.g. sms, HTTP/S), encoding, decoding, attaching, detaching, and the like. Near Field Communication functionality **2448** may also be supported by the container. A container may further facilitate security through interaction with a secure element or other secure framework as may be provided by the client, including applet installation, removal, secure channel setup, APDU exchange, and the like. Further security features provided in association with a container may include cryptography **2442** (e.g. AES, 3DES, RSA, and the like), signing, verification (e.g. HMAC), hash computation and verification (e.g. SHA/1), key generation (e.g. PKCS#5), random number functions (e.g. PRNG), and the like. A container may also interact with client resources, such as a phone function to facilitate making calls, reaching and/or managing contacts, interaction with calendars to facilitate event-based functions, location-based services, and the like.

[0281] The methods and systems described herein of multi-domain ecosystem secure personalized transactions includes a method of managing a plurality of transaction protocols that includes disposing a wallet module in a memory of a client device. The method may further include disposing a wallet companion applet in the memory. The method may further include executing the wallet companion applet in association with a secure personalized transaction being conducted over an ecosystem in which the client device is deployed to manage access to selected content of a secure element associated with the client device. In an example, the wallet companion applet may use the accessed secure element content to facilitate authenticating access to the wallet module to perform the transaction.

[0282] The methods and systems described herein of multi-domain ecosystem secure personalized transactions includes a computer readable medium containing program instructions. The execution of the program instructions by one or more processors of a computer system causes the one or more processors to carry out the steps that may include configuring one or more widget modules in a wallet container on a mobile device. The wallet container may include one or more wallet modules. The steps may further include configuring at least one applet to execute in conjunction with at least one wallet module to facilitate management of s plurality of transaction protocols.

[0283] In accordance with an exemplary and non-limiting embodiment, a Secure Element (SE) may be utilized as a secure data storage device at the client-end, such as for mobile devices including standard smart phones. In exemplary and non-limiting embodiments, an SE may be mounted in one or more options including an UICC, a removable MicroSD, embedded in the phone hardware, or mounted as an add-on back plate or in accordance with some other exemplary interface method.

[0284] In accordance with exemplary and non-limiting embodiments, a device application, such as the wallet, if permitted by the controlling and/or issuing entity and rest of the ecosystem, may communicate with the SE. The mode and method of communication may vary depending on the type of the SE from among the options mentioned above.

[0285] In some exemplary embodiments depending on the security model used for controlling the SE, the wallet may be permitted to install, load and manage applets in the SE. It may also be, or only be, allowed to communicate with pre-installed applets through standard methods of applet communication including sending and receiving application protocol data units (APDUs).

[0286] The wallet companion applet, as the name suggests, may have a primary function of working work with a digital wallet (e.g. a wallet application on a client device), and may be used by the client device to carry out a number of tasks including, but not limited to, storing of important and/or critical data required by one or more wallets, or for any operation that is transacted using the wallet, or controlling the functioning of other applets designed to facilitate such a control through a sharable interface and/or through the communication of APDUs designed and implemented for the purpose.

[0287] In accordance with various exemplary and non-limiting embodiments, the wallet application, in coordination with the wallet companion applet, may manage, influence and/or control the other applets so enabled, for managing their transaction protocol.

[0288] Referring to FIG. **24**A, which depicts a detailed view of mobile device contents, mobile device applications and secure element features are presented. Mobile device applications may include MTP applications as described herein (e.g. containers, wallets, widgets, and the like). Secure element content may include security domains **2450**, wallet companion applets **2452**, and wallet companion domains **2454**. As depicted in FIG. **24**A, secure elements may be configured in a variety of physical devices including UICCs, micro Sds, sleeves, add-ons, embedded elements, and the like.

[0289] A wallet companion domain **2454** may expand on a companion applet described herein to encompass an entire security domain for companion applets and features. A wallet companion domain **2454** or security domain may facilitate loading, installing, managing and deleting multiple applets in the secure element as a group associated with the security domain. Each security domain may have unique security keys that may be used by the mobile transaction platform to perform operations on the group of applets in the secure element. A wallet companion domain **2454** may be managed by adapting current technology secure element key security features to enable separate security keys for the mobile transaction platform to manage the contents of the wallet companion domain **2454** in the secure element.

[0290] FIG. **24**B depicts various features, and control and data flows associated with a wallet companion applet. The wallet companion applet in the secure element may provide features such as secure storage, authentication, ID manage-

ment, activation control, store/get functions, crypto functions, key storage and generation functions, PIN control, and the like. The wallet companion applet may provide a wallet interface function that may facilitate managing access to the wallet by other applets, external mobile transaction platform participants, and the like. The wallet companion applet may include an applet interface for accessing the applet in the secure element. The wallet companion applet may facilitate secure interaction with trusted security manager (TSM) servers, mobile transaction platform (MTP) servers, and other participants in a multi-domain ecosystem for secure personalized transactions.

[0291] The methods and systems described herein of multi-domain ecosystem secure personalized transactions includes a method that includes disposing a wallet module in a memory of a client device. The method may further include disposing a wallet companion applet in a secure element of the memory. The method may further include executing the wallet companion applet to facilitate access to one or more additional wallet applets. In an example, the access may be facilitated through a shareable interface to mobile wallet functions. In an example, the wallet companion applet may enable at least two of couponing, security and payment.

[0292] The methods and systems described herein of multi-domain ecosystem secure personalized transactions includes a method that includes disposing a container in a memory of a client device. The method may further include disposing a container companion applet in a secure element of the memory. The method may further include executing the container companion applet to facilitate access to one or more additional container companion applets. In an example, the access may be facilitated through a shareable interface to mobile wallet functions and mobile widget functions accessible through the container.

[0293] The methods and systems described herein of multi-domain ecosystem secure personalized transactions includes a platform operable on a client device that includes a runtime component that may configure at least one tokenized widget. In an example, the at least one tokenized widget may facilitate at least one transaction in a multi-domain ecosystem for secure personalized transactions.

[0294] The methods and systems described herein of multi-domain ecosystem secure personalized transactions includes a platform operable on a client device that includes a runtime component that may configure at least one service provider widget in a multi-domain ecosystem for secure personalized transactions.

[0295] The methods and systems described herein of multi-domain ecosystem secure personalized transactions includes a platform operable on a client device that includes a runtime component that may configure at least one client container in a multi-domain ecosystem for secure personalized transactions

[0296] The methods and systems described herein of multi-domain ecosystem secure personalized transactions includes a platform operable on a client device that includes a runtime component that may secure account information for a plurality of accounts in a wallet.

[0297] The methods and systems described herein of multi-domain ecosystem secure personalized transactions includes a platform operable on a client device that includes a runtime component that may provide secure access to a mobile wallet by a plurality of service providers

[0298] A mobile wallet for integrating offers with transactions between an external service provide and the mobile wallet in a multi-domain ecosystem for secure personalized transactions may include a multi-domain digital wallet operable on a mobile device, wherein the digital wallet comprises accounts from at least two distinct service providers. A runtime container for executing widgets that attempt to access the digital wallet may also be included. In addition, a plurality of mobile offer management widgets, operable in the runtime container that interface with distinct mobile offer domains by communicating with external service providers may be included. Lastly a mobile transaction capability provided by cooperative operation of the runtime container, the multi-domain digital wallet, and at least a portion of the plurality of mobile offer management widgets may also be included.

[0299] In accordance with exemplary and non-limiting embodiments, the present disclosure provides coupon applets that may be a part of a suite of applets developed to facilitate a richer, and a more convenient retail shopping experience that may be aimed to enable offer-related flows between a mobile wallet application and service provider, such as in association with a point-of-sale (PoS) terminal.

[0300] The coupon applets may support near-field communication (NFC) transactions in the form of a single tap as well as a multi-tap user experience. The one or more versions of the coupon applets may support features for attaching multiple coupons to a single transaction, presenting the attached coupons in the transaction (e.g. to a PoS terminal), communicating redemption status, managing offers, matching offers to wallets, seeking offers from service providers (e.g. through a service-provider widget), and the like. To facilitate ease of development and integration, the coupon applets may include at least two interface APIs. One API may be used for interfacing one or more offers (e.g. coupons) with a digital wallet application (e.g., a mobile wallet client as described herein), and another API may be used for interfacing the coupon with the service provider, such as through a PoS terminal. The service provider API may be facilitate access by a PoS terminal to the coupon applet for querying coupons, updating the coupon redemption status, and the like.

[0301] The one or more versions of the coupon applet may enable a straight forward flow by which a user can present coupons downloaded from one or more sources in a transaction with a service provider, such as through a PoS terminal, usually through a mobile phone with a Secure Element (SE).

[0302] FIG. **25** illustrates an offer or coupon-related transaction flow diagram. Entities participating in the transaction may include a user **2502**, a wallet client **2504**, a coupon applet **2508**, and a PoS terminal **2510**. In an example, the user may contact various coupon services, browse coupons, and decide which coupons to use for a particular purchase. The user may perform these operations via a mobile wallet application that may be associated with the wallet client **2504**. At **2512**, the wallet client **2504** may present the stored coupons to the user **2502** and at **2514**, the user **2502** may select the coupons that may be attached.

[0303] Further, a phase **1** (also referred to herein as a pre-transaction setup phase) may be initiated. As shown in FIG. **25**, during the phase **25**, the wallet client **2504** may attach the selected coupons to the applet and thereby, the wallet client **2504** may indicate that the transaction can begin.

[0304] After phase **1**, phase **2** (also referred to herein as a PoS transaction phase) may be initiated. During phase **2**, the authentication identification (e.g. user identity and/or

account data from a Secure Element) may be presented to the PoS terminal **2510** to initiate the PoS Transaction Phase. The PoS terminal **2510** then may query the coupon applet **2508** for the attached coupons and the coupon applet **2508** may send back the data pertaining to the attached coupons in response. This could take several queries based on the number of coupons. Once the PoS terminal receives all the coupons, it may process these coupons. Such processing may include validation of coupons, checking applicability, compliance to other business rules to determine applicability of the coupons, etc. At the end of the processing of this phase, redeemed coupons may be identified. The status of these coupons may be communicated to the coupon applet **2508**.

[0305] After phase **2**, phase **3** (also referred to herein as post-transaction query & clean up) may be initiated. During this phase, the wallet client **2504** may query the redemption status if required and reset all the coupons. The resetting of the coupons may mark the end of phase **3**, and reposition the state to the beginning of phase **1**.

[0306] FIG. **26** illustrates a state machine diagram of the coupon applet during the transaction flow according to an example. A state **2602** may indicate a READY FOR UPLOADING COUPONS state, indicating that all coupons from the coupon applet may have been reset, and the wallet client can now upload the coupons selected for this transaction. In an example, as shown in FIG. **26**, the applet may remain in the state **2602** if a command GET APPLET STATUS results in an error. The coupon applet may transit to a next state **2604** on receiving a valid ENABLE TRANSACTION command.

[0307] The **2604** state may include a READY FOR COUPON REDEMPTION state, indicating that the wallet client may have attached all the coupons to the coupon applet's memory, and that the PoS terminal can proceed with the phase **2** of the transaction. In an example, as shown in FIG. **26**, the coupon applet may remain in the state **2604**, if a command READ COUPONS results in an error. The applet may transit to a next state **2608** on receiving a valid SET COUPON REDEMPTION STATUS command. As shown in FIG. **26**, the coupon applet may transit to a next state **2610** on receiving a valid ABORT TRANSACTION command.

[0308] The state **2608** may include a TRANSACTION COMPLETED state, indicating that the PoS terminal may have completed phase **2** of the transaction and COUPON REDEMPTION STATUS may have been set. Further, this state **2608** may indicate that the wallet client may now proceed with phase **3** of the transaction. The coupon applet may remain in this state till the applet receives a valid RESET COUPONS command or a valid ABORT TRANSACTION command.

[0309] The state **2610** may include a TRANSACTION ABORTED state indicating that the PoS terminal transaction (relating to the coupon presentation & redemption) may have been aborted either by the wallet client or the PoS terminal. The coupon applet may remain in this state **2610** till the applet receives a valid RESET COUPONS command.

[0310] In accordance with exemplary and non-limiting embodiments, the present disclosure provides commands to support coupon-related functionality that may be relevant for the interaction with the PoS terminal. In an example, these commands may be based on the standard smart card command and response protocol as defined by ISO/IEC 7816 for all communications with the SE. In an example, a table CAT1 may summarize coding of class bytes (CLA) and instruction (INS) bytes.

CAT1: Command Summary CLA and INS Command

CLA	INS	Command
'00'	'A4'	SELECT
'C0'	'01'	GET APPLET STATUS
'C0'	'03'	ABORT TRANSACTION
'C0'	'11'	READ COUPONS
'C0'	'41'	SET COUPON REDEMPTION STATUS

[0311] In an example, the coupon applet may return status bytes that may be coded as per ISO/IEC 7816-4. The applet may return a set of generic status bytes shown in table CAT2. The table may list status word SW1, status word SW2 and the meaning associated thereof.

CAT2: Generic Status Bytes

SW1	SW2	Meaning
'90'	'00'	Normal processing
'67'	'00'	Wrong length
'69'	'85'	Conditions of use not satisfied
'6A'	'80'	Incorrect values in command data
'6A'	'82'	Applet not found
'6A'	'84'	Not enough memory
'6A'	'86'	Incorrect parameters P1-P2
'6D'	'00'	Instruction not supported
'6E'	'00'	Class not supported

[0312] In an example, the present disclosure may include an ABORT TRANSACTION command that may move the applet from its existing state to the transaction aborted state. In an example, the ABORT TRANSACTION command may be coded according to a table CAT3. The table may list one or more codes, such as class byte (CLA), instruction byte (INS), parameter P1, parameter P2, and the like. In an example, there may be no data returned from this command.

CAT3: ABORT TRANSACTION
Command Message

Code	Value
CLA	'C0'
INS	'03'
P1	'00'
P2	'00'
Lc	'00'
data	Absent
Le	'00'

[0313] Further, a successful execution of the command may be indicated by status bytes '9000'. The ABORT TRANSACTION command may either return a general error condition, such as listed in the table CAT1. In addition, the ABORT TRANSACTION may return one of the following specific error and warning conditions as listed in the table CAT3.

CAT4: Status Bytes for ABORT TRANSACTION

SW1	SW2	Meaning
'67'	'00'	Wrong length
'69'	'85'	Conditions of use not satisfied
'6A'	'86'	Incorrect parameters P1-P2

[0314] In an example, a GET APPLET STATUS command may be used to retrieve the current status of the applet. This command may return the current status of the applet. A table CAT5 may list codes and corresponding values associated with this command.

CAT5: GET APPLET STATUS command Message

Code	Value
CLA	'C0'
INS	'01'
P1	'00'
P2	'00'
Lc	'00'
data	Absent
Le	'00'

[0315] In response to this command, a data field may be returned. In an example, the applet status may be returned and coded as 1 byte and details of this data field can be found in table CAT17 as described below in the description. Further, a successful execution of the command may be indicated by status bytes '9000'. The GET APPLET STATUS command may either return a general error condition, such as listed in the table CAT1. In addition, the GET APPLET STATUS command may return one of the following specific error and warning conditions as listed in table CAT6.

CAT6: Status Bytes for GET APPLET STATUS

SW1	SW2	Meaning
'67'	'00'	Wrong length
'6A'	'86'	Incorrect parameters P1-P2

[0316] In an example, a READ COUPONS command may be used to retrieve coupon data. Further, the READ COUPONS command may be coded in accordance with a table CAT7.

CAT7: READ COUPONS Command Message

Code	Value
CLA	'C0'
INS	'11'
P1	'00'
P2	See table CAT8
Lc	'00'
data	Absent
Le	'00'

[0317] The table CAT7 includes a reference control parameter P2 that may control the number of consecutive READ COUPONS command. Further, the reference control parameter P2 may be coded according to the following table CAT8.

CAT8: READ COUPONS Reference Control Parameter P2

P2	Meaning
'00'	Get All Occurrences
'01'	Get Next Occurrences

[0318] In an example, a Read Coupons [Get Next Occurrences] command may be rejected if no prior Read Coupons [Get All Occurrences] is received within the current application session. Further, in response to the READ COUPONS command, multiple occurrences of a coupon data as may be defined in a customer specific coupon specification may be returned.

CAT9: READ COUPONS data Field

Tag	Len	Value
'E1'	Var	Customer-specific coupon data

[0319] Further, a successful execution of this command may be indicated by status bytes '9000'. The read coupons command may either return a general error condition, such as listed in the table CAT10.

CAT10: Status bytes for READ COUPONS

SW1	SW2	Meaning
'63'	'10'	More data available
'67'	'00'	Wrong length
'69'	'85'	Conditions of use not satisfied
'6A'	'86'	Incorrect parameters P1-P2

[0320] In an example, a SELECT Command may be used for selecting the coupon applet. The SELECT Command may be coded according to a table CAT11.

CAT11: SELECT Command Message

Code	Value
CLA	'00'
INS	'A4'
P1	'04'
P2	'00'
Lc	Length of AID
data	AID value
Le	'00'

[0321] The "data" field of the command may contain an application identifier (AID) of the coupon applet that may be selected, which may be a customized per customer requirements.

[0322] In response to this command, a returned message may be obtained. The returned message may include a data field that may include a file control interface (FCI) and may be coded according to a table CAT12.

CAT12: SELECT Message Response data Field

Tag	Len	Value					Presence
'6F'	Var	FCI Template					M
		Tag	Len	Value			Presence
		'84'	Var	DF Name (Applet AID)			M
		'A5'	Var	Proprietary Data			M
				Tag	Len	Value	Presence
				'9F07'	2B	C-SAM Coupon Applet-Version Lx API ID	M
				'9F09'	2B	C-SAM Coupon Applet-Version Lx API Version	M
				'9F11'	2B	Coupon Format ID	M
				'9F13'	2B	Coupon Format Version	M

[0323] The AID (Tag '84') of the service provider applet may be AID as described herein. The coupon applet API ID (Tag '9F07') may indicate the support for the coupon applet API. Further, the coupon applet API version (Tag '9F09') may be '0101' for this version. The coupon format ID may be a customer customizable coupon format ID and the coupon format version may be a customer customizable coupon format version. Further, additional two bytes tags may be listed in the table CAT12.

[0324] Further, a successful execution of the SELECT command may be indicated by status bytes '9000'. On occurrence of an error, the SELECT command may return a general error condition, such as listed in the table CAT1. In addition, the SELECT command may return one of the following specific errors and warning conditions as listed in the table CAT13.

CAT13: Status Bytes for SELECT

SW1	SW2	Meaning
'67'	'00'	Wrong length
'6A'	'80'	Incorrect values in command data
'6A'	'82'	Applet not found
'6A'	'86'	Incorrect parameters P1-P2

[0325] In an example, the SET COUPON REDEMPTION STATUS Command may be used for setting the coupon redemption status. On successful execution of this command, the applet status may change to "Transaction Completed". The SET COUPON REDEMPTION STATUS Command may be coded according to a table CAT14.

CAT14: SET COUPON REDEMPTION STATUS Command Message

Code	Value
CLA	'C0'
INS	'41'
P1	'00'
P2	'00'
Lc	'0A'

-continued

CAT14: SET COUPON REDEMPTION STATUS Command Message

Code	Value
data	Coupon Redemption Status
Le	'00'

[0326] The execution of this command may not return any data. Further, a successful execution of the SET COUPON REDEMPTION STATUS command may be indicated by status bytes '9000'. On occurrence of an error, the SET COUPON REDEMPTION STATUS command may return a general error condition, such as listed in the table CAT1. In addition, the SET COUPON REDEMPTION STATUS command may return one of the following specific errors and warning conditions as listed in the table CAT15.

CAT15: Status bytes for SET COUPON REDEMPTION STATUS

SW1	SW2	Meaning
'67'	'00'	Wrong length
'69'	'85'	Conditions of use not satisfied
'6A'	'86'	Incorrect parameters P1-P2

[0327] In accordance with the exemplary and non-limiting embodiments, the present disclosure provides details of the interaction between the applet and the PoS terminal. FIG. **27** illustrates the interaction between the applet **2702** and the PoS terminal **2704**.

[0328] At **2708**, the PoS terminal **2704** may issue the SELECT command to select the coupon applet **2702**. At **2710**, the coupon applet **2702** may respond with the File Control Information (FCI). At **2712**, the PoS terminal **2704** may issue the GET APPLET STATUS command. At **2714**, the coupon applet **2702** may return the application status. At **2718**, the PoS terminal **2704** may issue the READ COUPONS command with P2=Get All Occurrences on determining that the application status is "READY FOR COUPON REDEMPTION". At **2720**, the coupon applet **2702** may

return the coupon data for the available Coupons. If there are multiple coupons, it may include coupon data for multiple coupons in the Response data. If the applet may include all the coupon data, the applet may send an SW='9000'. If the applet may not include the coupon data for all the coupons, the applet may send a warning SW='6310', indicating that more data may exist. At **2722**, the PoS terminal **2704** may parse the data and the SW. If the SW may include '6310', the PoS terminal may issue another READ COUPONS command with P2=Get Next Occurrences.

[0329] On receiving the READ COUPONS command with P2=Get Next Occurrences, at **2724**, the coupon applet **2702** may attempt to send the coupon data for the remaining coupons. As with the READ COUPONS command with P2=Get All Occurrences, if there are multiple coupons pending to be sent, the coupon applet **2702** may include coupon data for multiple pending coupons in the response data as shown at **2724** in FIG. **27**. Once the applet includes all the pending coupon data, the applet may send an SW='9000'. If the applet does not include the coupon data for all the pending coupons, the applet may send a warning SW='6310', indicating that more data may exist.

[0330] On receiving the SW='9000' in response to the READ COUPONS, at **2728**, the PoS terminal **2704** may proceed to process the coupons. After processing the coupon data, at **2730**, the PoS terminal **2704** may set the coupon Redemption Status by issuing a SET COUPON REDEMPTION STATUS command. The byte Array is always of a length equal to the maximum number of coupons. The coupon Redemption Status may need to be set to valid coupon states for all the bytes—even if fewer coupons are present. If fewer coupons were received than the Maximum, the coupon Redemption Status Bytes corresponding to the ones that were not received may be set to indicate "No coupon Present". The coupon Redemption Status may be set in the order of receipt of coupon data in the responses to various calls to the READ COUPONS command. Even in the case when there are no coupons redeemed, the PoS terminal **2704** may be required to issue one of the following two commands: SET COUPON REDEMPTION STATUS or ABORT TRANSACTION.

[0331] FIG. **28** illustrates a state machine diagram of the coupon applet during the transaction flow according to an example. A state **2802** may indicate a READY FOR UPLOADING COUPONS state indicating that all coupons from the coupon applet may have been reset, and the wallet client can now upload the coupons selected for this transaction. In an example, as shown in FIG. **28**, the applet may remain in the state **2802**, if a command GET APPLET STATUS results in an error. The coupon applet may transit to a next state **2804** on receiving a valid ENABLE TRANSACTION command.

[0332] The **2804** state may include a READY FOR COUPON REDEMPTION state indicating that the wallet client may have attached all the coupons to the coupon applet's memory, and that the PoS terminal can proceed with the phase **2** of the transaction. In an example, as shown in FIG. **28**, the coupon applet may remain in the state **2804**, if a command READ COUPONS results in an error. The applet may transit to a next state **2808** on receiving a valid SET COUPON REDEMPTION STATUS command. As shown in FIG. **28**, the coupon applet may transit to a next state **2810** on receiving a valid ABORT TRANSACTION command.

[0333] The state **2808** may include a TRANSACTION COMPLETED state indicating that the PoS terminal may have completed the phase **2** of the transaction and COUPON REDEMPTION STATUS may have been set. Further, this state **2808** may indicate that the wallet client may now proceed with phase **3** of the transaction. The coupon applet may remain in this state till the applet may receive a valid RESET COUPONS command or a valid ABORT TRANSACTION command.

[0334] The state **2810** may include a TRANSACTION ABORTED state indicating that the PoS terminal transaction (relating to the coupon presentation & redemption) may have been aborted either by the wallet client or the PoS terminal. The coupon applet may remain in this state **2810** till the applet may receive a valid RESET COUPONS command.

[0335] In an example, a table CAT16 may list the various applicable conditions to accept a command application data unit. In case of rejections, as shown in the table below, the coupon applet may return a status word SW='6985'.

CAT16: Command Acceptance Matrix

Command	Ready for Uploading Coupons	Ready for Coupon Redemption	Transaction Completed	Transaction Aborted
SELECT	Accepted	Accepted	Accepted	Accepted
GET APPLET STATUS	Accepted	Accepted	Accepted	Accepted
ABORT TRANSACTION	Rejected	Accepted	Rejected	Rejected
READ COUPONS	Rejected	Accepted	Rejected	Rejected
SET COUPON REDEMPTION STATUS	Rejected	Accepted	Rejected	Rejected

[0336] In accordance with exemplary and non-limiting embodiments, the present disclosure provides various data objects associated with the coupon applet. In an example, a data object including a coupon applet API ID may be disclosed. The coupon applet API ID may be encoded as a 2 byte structure. In order to determine whether the coupon applet API may be supported, the PoS terminal may perform a logical AND operation on the value with a mask '0102'. The result of the AND operation when equal to '0102', may indicate that coupon applet may be supported.

[0337] In an example, a data object including an applet API version may be disclosed. The coupon applet version may be encoded as a 2 byte structure. In an example, the most significant byte may represent a major release version and the least significant byte may represent the minor release version. In an example, a data object including an applet status may be disclosed. The applet status may identify the current state of the applet and may be coded as 1 byte. In an example, a table CAT17 may list status values associated with the different statuses of the applet.

CAT17: Applet Status

Status	Description
'01'	Ready For Uploading Coupons
'02'	Ready For Coupon Redemption
'40'	Transaction Completed
'80'	Transaction Aborted
'FF'	Unknown State

[0338] In an example, a data object including a coupon redemption status may be disclosed. The coupon redemption status may be stored in one byte for every attached coupon. The coupon redemption status for the supported maximum number of coupons may be stored in a byte array of the length maximum number coupons. In an example, the redemption status for coupon 1 may be stored in the B1 of the byte array and the redemption status for coupon 2 is stored in the B2 of the byte array. A Table CAT 18 may list the various supported values of the coupon redemption status.

CAT18: Coupon Redemption Status

Coupon Status	Description
'00'	Unused
'01'	Redeemed
'05'	Rejected
'FF'	No coupon Present

[0339] In an example, the data object may include one or more coupons and the coupon format may depend on the type of implementation.

[0340] In accordance with the exemplary and non-limiting embodiments, the present disclosure provides various processing features of the PoS terminal. In an example, the PoS terminal may be compliant with ISO/IEC 14443-4. While executing a transaction, the PoS terminal may analyze the data objects that may be returned by the applet. For example, the PoS terminal may check for a mandatory data object that may be returned by the applet. If the PoS terminal may not found the mandatory data object, the PoS terminal may abort the transaction. Similarly, if the PoS terminal may recombine incorrect formatting in the data, the PoS terminal may abort the transaction. The PoS terminal may take due care to ensure that the processing exceptions (e.g., incorrect formatting and the like) may be handled in a robust manner.

[0341] In an example, the PoS terminal may perform various processing operations while performing a transaction. The PoS terminal may format the SELECT command as discussed above and may verify the formatting of the FCI that may be included in the response message of the SELECT command. In an example, the PoS terminal may verify the formatting of the FCI in accordance with the table CAT12. If it may be detected that the FCI is not formatted in accordance with the table CAT 12, the PoS terminal may terminate processing and ensure de-selection of the applet.

[0342] Further, the PoS terminal may analyze the DF Name (tag '84') that may be returned in the FCI. If the DF Name is not same as the AID provided in the data field of the SELECT command, then the PoS terminal may terminate processing and ensure de-selection of the applet. In addition, the PoS terminal may verify that it may support the API by checking the API ID (tag '9F07') that may be returned in the FCI. As discussed above, the PoS terminal may perform a logical AND operation on the value with the mask '0102' to determine an availability of the support for the API. If the result of the AND operation is not equal to '0102', then the PoS terminal may terminate processing and ensure de-selection of the applet.

[0343] In an example, the PoS terminal may verify that it may support the API version (tag '9F09') that may be returned in the FCI. If it may not be determined, then the PoS terminal may terminate processing and ensure de-selection of the applet. In an example, the PoS terminal may verify that it may support the handling of the coupon format ID (tag '9F11') that may be returned in the FCI. If this may not be verified, then the PoS terminal may terminate processing and ensure de-selection of the applet. In an example, the PoS terminal may verify that it may support the handling of the coupon format version (tag '9F13') that may be returned in the FCI. If it may not be verified, then the PoS terminal may terminate processing and ensure de-selection of the applet.

[0344] In an example, the PoS terminal may process the GET APPLET STATUS command. After successfully selecting the coupon applet, the PoS terminal may query the current applet status using GET APPLET STATUS. In an example, the PoS terminal may recognize that the applet Status may not be "READY FOR COUPON REDEMPTION". In such conditions, the PoS terminal may terminate processing and ensure de-selection of the applet. In an example, the PoS terminal may recognize that the applet status may be "READY FOR COUPON REDEMPTION". In such conditions, the PoS terminal may proceed with the normal processing of coupons.

[0345] In an example, the PoS terminal may process the READ COUPONS command. The PoS terminal may issue a READ COUPONS [Get All Occurrences] command to read the coupon data. A successful execution of the command may be indicated by status bytes '9000'. This may indicate that all coupon data may have been sent. Further, the READ COUPONS command may return a warning with SW='6310' to indicate "More data available". On receipt of response with SW='6310', the PoS terminal may issue a subsequent READ COUPONS [Get Next Occurrences] to retrieve the additional data. In an example, in a current application session, if the READ COUPONS [Get Next Occurrences] command may be issued before and without issuing the READ COUPONS [Get All Occurrences], the command may be rejected. Further, the PoS terminal may check to ensure that all mandatory data objects are present. In an example, the PoS terminal may encounter more than one occurrence of a Tag in a coupon object. In such conditions, the PoS terminal may reject the coupon.

[0346] In an example, the PoS terminal may process a SET COUPON REDEMPTION STATUS command. On validating the applied coupons, the PoS terminal may issue the SET COUPON REDEMPTION STATUS command to update the coupon redemption status on the applet. The coupon redemption status may be considered only for the coupons that may have been read since the last READ COUPONS [Get All Occurrences]. Further, if the READ COUPONS [Get All Occurrences] was not issued, all the coupon redemption status may be ignored. If all the coupons are not read since the last call to READ COUPONS [Get All Occurrences], the coupon redemption status for the unread coupons may be ignored.

[0347] In an example, the PoS terminal may process an ABORT TRANSACTION command. The PoS terminal may encounter errors or states where the PoS may not be able to proceed with the processing. In such conditions, the PoS terminal may issue the ABORT TRANSACTION command to discontinue the transaction. On successful processing of the ABORT TRANSACTION command, the coupon redemption status may be lost. Further, on receiving the response to the ABORT TRANSACTION command, the PoS terminal may terminate processing and ensure de-selection of the applet.

[0348] High Level Architecture for a Typical Deployment—

[0349] FIG. **29** illustrates a high level architecture of a system **2900** for a deployment of the present invention in an exemplary embodiment.

[0350] A MTP **2902** may be set up in an ecosystem provider's domain **2904** and may be integrated into an enterprise service bus (ESB) **2908** of the domain **2904**. The domain **2904** may include a wallet server **2918**. The wallet server **2918** may include at least one wallet **2920** and the MTP **2902**. The wallet **2920** may include at least one widget **2922**. In an example, the ESB **2908** may connect the MTP **2902** an ecosystem of service providers **2910**. The ESB **2908** may be used for designing and implementing the interaction and communication between mutually interacting software applications in service oriented architecture as illustrated in FIG. **29**. The ESB **2908** may be required for implementing an ecosystem with multiple wallet applications as illustrated in FIG. **29**. The ESB **2908** may monitor and control the routing of a message exchange between various services for example, between the wallet server **2918** and a wallet provider **2924**.

[0351] The MTP **2902** may have a plurality of roles. For example, the MTP may perform a wallet and transaction management along with all the relevant business services that may be associated with delivering wallets to a plurality of diverse mobile environments **2912**. In an example, the MTP **2902** may provide an establishment of the ecosystem of the service providers **2910** and the third-party developers that build widgets for the wallet without having to worry about handset fragmentation. In an example, the MTP **2902** may establish a plurality of connectors with various ecosystems (for example, the ecosystem of service providers **2910**, plurality of mobile environments). The connectors along with the MTP **2902** may provide an improved user experience and a diverse set of services, which may be accessible to the end user irrespective of time or location.

[0352] The ecosystem provider's domain **2904** may include a trusted service manager (TSM) **2912**. The TSM **2912** may be configured for an over the air provisioning and key management of widgets. The TSM **1812** may collaborate with the MTP **2902** to facilitate a near field communication experience. In an example, the wallet **2920** and the provisioning of the widget **2922** may be facilitated by the MTP **2902** (described by way of FIGS. **30-36**). In an example, the setup and management of the wallet **2920** may be facilitated by the MTP**102** (described by way of FIGS. **30-36**). In an example, the applet issuance and personalization may be done by the TSM **2912** (described by way of FIGS. **30-36**).

[0353] In an example, the service providers may use an MTP software development kit to build widgets that may run within a MTP wallet container. The widgets may provide both OTA value added services and proximity NFC services. The wallet container may provide the widgets **2922** a secure runtime environment and services to communicate OTA with the server (OTA services) and also communicate with the secure element to manage payment and non-payment applets for proximity NFC transactions. In an example, the widget **2922** may have an associated applet running in the secure element. In an example, the widget **2922** may not have an associated applet running in the secure element. In an exemplary embodiment, the service provider may provide only OTA services.

[0354] The ecosystem provider **2904** may ensure that all NFC readers **2930** at a merchant location **2914** may be equipped to handle the proximity protocols being used by the various applets that may be loaded into the secure element. The NFC readers **2930** may process the transaction through an acquiring network that may switch the transaction to the appropriate ecosystem service provider in the cloud. In an example, the wallet **2920** or the widget **2922** may communicate with an ecosystem cloud to determine service status and various other hygiene requirements like balance, transaction history, stored value top-up, etc.

[0355] The NFC readers **2930** may facilitate finalization of the secure element form factor, a micro SD, an embedded or UICC (as described in detail by way of FIG. **31**). The NFC readers **2930** and allied infrastructure may facilitate finalization of devices. The NFC readers **2930** may facilitate payment protocol finalization. The NFC readers **2930** may facilitate reader distribution and support.

[0356] As illustrated in FIG. **29**, the mwallet **2920** may interact with various elements from the system **2900**. The mwallet **2920** may interact with the wallet providers **2924** and a plurality of widget providers **2928**. In an example, the mwallet **2920** may interact with various infrastructure systems like support, message server and other service providers.

[0357] Each Ecosystem may include a plurality of ecosystem actors. In exemplary embodiments, the ecosystem actors may include near field communication (NFC) applets, an application store, a barcode reader, an ecosystem provider, an issuer, a message source, a mobile phone, a mobile wallet, a NFC point of sale terminal, an original equipment manufacturer (OEM) provider, a secure element (SE), a service providers (or widget provider), a telecom operator (telco), a trusted service manager (TSM), a TSM proxy client, an user, wallet administrator, a wallet companion applet (WCAp), a wallet provider, a wallet server, and a widget. In an example, the NFC applets on the secure element may perform transactions with the NFC point of sale readers. In an example, the application stores may refer to the application distribution mechanism that may be set up by device manufactures such as Apple®, Blackberry®/Rim® and Android®/Google®. In an example, the barcode reader may be used to scan the barcode. In an example, the ecosystem aggregator entity that owns and sets up the mobile wallet ecosystem may ties up with the ecosystem operators or partners. The ecosystem aggregator entity may set up infrastructure and aggregate service providers to enable an mPayment and an mCommerce ecosystem. In an example, the issuer may be an entity that may issue cards, coupons, loyalty, gift and other tokens. In an example, the message source may be an entity that may create messages using wallet APIs for wallet users. In an example, the mobile phone may be the one on which the wallet runs. In an example, the mobile wallet may be downloadable client application for mobile handsets to provide users with a seamless payment experience along with a suite of value added services for both proximity (NFC) and over the air transactions. In an example, the NFC point of sale terminal may interact with the NFC phone and performs a transaction. In an example, the OEM provider may provide devices, micro SDs, SE etc. In an example, the SE may represent the combination of the NFC with smart card technology for secure and trusted transactions, wherein the NFC may provide the RF front end for connectivity and smart card may provide security/crypto engine. In an example, the service providers may be the entity that creates wallet and offers payment and non-payment services to the wallet users. In an example, the telecom operator (Telco) may provide SMS and data services. In an example,

the TSM may manage the OTA Issuance of Applet and the Card Data on the Secure Element and may provide Key Management Services. In an example, the TSM Proxy Client may sit on the mobile phone and interacts with the TSM server and the secure element. In an example, the user may be an end user of the mobile wallet. In an example, the Wallet Administrator may manage the backend operation of the wallet including the wallet lifecycle. In an example, the wallet companion applet may enable secure wallet & widget life cycle management that may include wallet & widget authentication, wallet state management and settings, and provides a ticket-based verification for secure authentication with the wallet server. In an example, the wallet provider may be an entity that launches branded wallet application and offers it to the user. In an example, the wallet server may be a robust, scalable, server platform that may manage the wallet ecosystem, the wallet lifecycle, the widget provisioning & integration with other ecosystem partners. In an example, the widget may be a set of business features bundled together and availed as a single unit. The widget may contain screen/UI, event handling, and corresponding business logic.

[0358] Use Cases—Overview

[0359] In various exemplary and non-limiting embodiments, the wallet use-cases may be categorized into various categories. These categories may include wallet download, wallet activation & set up, transaction & widget, life cycle activities, and administration & support. In an example, the wallet download may include use cases and methods for wallet distribution and installation of the wallet software on consumer's mobile phone. These services may be required for introducing the user to the platform and provisioning the mobile software to the mobile phone. In an example, the wallet activation & set up category may include use cases for authenticating user credentials and establishing user profile and enabling user to use mobile wallet application. In an example, the transaction & widget category may include use cases to enable user to download widgets and get payment & non-payment tokens and transact using an activated mobile wallet application. The transaction use cases may includes NFC transactions, barcode based transactions and over-the-air transactions. In an example, the life cycle activities may include use cases and features that may be required to enable users to continuing to use the services of the wallet application. In an example, the administration & support use cases may be related to managing day to day operational and support activities of the mWallet platform and includes use cases such as change device, lock and unlock device etc.

[0360] In various exemplary and non-limiting embodiments, the widget download may be the first use case scenario followed by the wallet activation & set up. The wallet activation & set up may further be followed by the transaction & widget use cases. The transaction & widget use cases may be followed by the life cycle activities and the administration & support use case category may support and assist the wallet download, wallet activation & set up, transaction & widget, life cycle activities categories. Few exemplary use cases may be described herein.

[0361] In an exemplary and non-limiting embodiment, the widget download may be in form of a SMS with Download URL (Push or Pull) use case. In an example, the SMS with Download URL (Push or Pull) use case may allow wallet provider to distribute application over the air using SMS push/pull without publishing the application on the application store. In this example, the mobile wallet may be successfully installed on the mobile phone and the user may see the mobile wallet icon on the main screen. The SMS with Download URL (Push or Pull) use case may use ecosystem actors like the user, the ecosystem provider, the mobile phone, and the telco. A precondition required for this use case may be the mobile phone to be data enabled.

[0362] FIG. **30** illustrates a flow chart describing a method **3000** of installing the mobile wallet on the mobile phone of the user using SMS with Download URL (Push or Pull). The method **3000** includes initiating the SMS by sending a SMS to a short code at step **3002**. In an example, the SMS may be sent by the user to the Telco or wallet provider, also referred to as an SMS push. In an alternative embodiment, the user may receive an SMS from telco or wallet provider, also referred to as an SMS pull. In an alternative embodiment, the user may initiate SMS from a Website. The completion of step **3002** may be dependent on successful initiation of the SMS short code (SMSC). The method **3000** may further include sending the SMS to the user at step **3004**. In an example, the Telco may send the SMS to the user. In an alternative embodiment, the user may use integration with the SMSC. The completion of step **3004** may be dependent on the method of SMS integration, which may be with the Telco or the SMSC.

[0363] The method **3000** further includes receiving the URL with a welcome text by the user at step **3008**. The user may select the URL provided in the SMS. The completion of step **3008** may be dependent on URL descriptor and welcome message. The method **3000** further includes the mobile phone sending the request to wallet server to provide the downloadable file at step **3010**. The wallet server may be further configured to for providing the wallet software to the mobile phone at step **3012** of the method **3000**. The mobile phone may be configured for downloading the application on the mobile phone and prompting user for installation of the application at step **3014** of the method **3000**. The user may confirm the installation at step **3018** of the method **3000** after the user has been prompted by the mobile phone for installation. The mobile phone may install the application after receiving user confirmation at step **3020** of the method **3000**.

[0364] In an exemplary and non limiting embodiment, a wallet activation use case process may enable the user to activate the mobile wallet and establish secure linkages between user & ecosystem actors such as mobile wallet, mobile phone, mobile phone, secure element, wallet server, TSM, and wallet provider. In an example, the wallet activation use case actors like mobile handset, TSM, the user, the mobile wallet, the wallet provider, the wallet server. The wallet activation may take place only when the user may have successfully installed the mobile wallet on the mobile handset (either preloaded or downloaded by the user as described by way of FIG. **30**). Further, for wallet activation to take place, the SE may be connected/associated with the mobile handset (for removable SEs like micro SD and UICC). Further, the user may have the data connectivity for wallet activation to take place. After successful activation of the wallet, the user may be able to use the wallet application.

[0365] FIG. **31** illustrates a method **3100** for wallet activation by the user. The method **3100** includes the mobile wallet showing a registration & activation screen to the user that includes an email address and a personal identification number (PIN) at step **3102**. In an example, the PIN can be a 4 digit number. In an example, the PIN may be configured to be numeric and have business rules associated with it, e.g., 4-10 digits, no sequence, no repeating numbers and the like. In an

example, the registration screen may be customized to capture additional parameters, as required to create a user profile, for example, username, a user photograph or any other user signature. The method **3100** further includes the user entering all required information on the registration and activation screen at step **3104**. The method **3100** further includes the mobile wallet showing latest terms and conditions (T&C) to the user at step **3108**. In an example, the T&C may be pulled at run time from server. In an example, the T&C may be different for each wallet provider. In an example, the acceptance of the T&C may be informed to the wallet provider along with a version number. The method **3100** may require the user to accept the T&C at step **3110**. In an example, if the user may reject the T&C, then the user may be shown a message indicating that acceptance of T&C may be required to activate the wallet.

[0366] The method **3100** further includes the mobile wallet fetching a secure element ID (CIN), a device ID (IMEI), and a SIM ID (ICCID) from the mobile phone and sends the information (including E-mail ID, PIN and T&C version and a time stamp) to the wallet server at step **3112**. In an example, not all information may be available to the mobile wallet in all cases and a separate work flow or interaction with Telco or service provider may be required to capture the required details. For example, if a mobile number may not be available from the SIM or device APIs, it may be captured from HTTP Header coming from the device if a Telco provides it. The method **3100** may require mobile number and SIM information from Telco before proceeding further in wallet activation. The method **3100** further includes the wallet server performing a first level verification to check if any of the information may be duplicate at step **3114**. In an example, if the user record may already be available, then the wallet server may provide appropriate error message to the user.

[0367] The method **3100** further includes the wallet server sending the information to wallet provider for verification at step **3118**. At step **3120** the wallet provider may verify the information and send the verification results to the wallet server. In an example, the verification process may include a KYC check by the Telco. The verification process may be required by the method **3100** before proceeding further in wallet activation. At step **3122**, the wallet server may create a wallet record with a user status as 'INACTIVE' and send a confirmation to the mobile wallet. At step **3124**, the mobile wallet may show a message to the user that wallet may be in process of being personalized for the user. At step **3128**, the wallet server may send a request to TSM through ESB with user information (the mobile number, the SE ID, the device ID, the WALLET ID, and the PIN as discussed above).

[0368] The method **3100** further includes the ESB configured for sending the information to TSM at step **3130**. At step **3132**, the TSM may communicate with the TSM proxy client and initiates the SE personalization process. At step **3134**, the TSM may personalize the secure element with wallet companion applet installation and may perform store data on it with the hardware and wallet related information. At step **3138**, the TSM may send a notification to the wallet server once the personalization is complete. At step **3140**, the wallet server may update the wallet status as "active" and notifies the wallet client. At step **3142** of the method, the mobile wallet may show a confirmation to the user indicating successful wallet activation.

[0369] In an exemplary and non limiting embodiment, the transaction and widget use cases may include a series of widget management use cases. In an example, the widget management use cases may include a series of widget installation uses cases. In an example, the widget installation uses cases may include an in-application use case alert. The in-application use case alert may allow the users to download widgets based on the alerts received by the wallet provider. The wallet provider may send the alerts using C-SAM's alert framework. The in-application use case alert may require the mobile wallet, the service provider, the user, the wallet provider, and the wallet server. The user may install widget as an in-application case after activation of the mobile wallet. Also, the user may be logged in to the mobile wallet. The service should have created a widget before in-application use case alert. The wallet provider may have reviewed the widget and published it before the in-application use case alert. The wallet provider may have created an alert before the in-application use case alert. After the in-application alert, the user may have successfully downloaded the widget. In the in-application use case alert, the mobile wallet may show an alert to the user. In an example, the alert may be shown to the user in the mobile wallet message inbox or during communication with wallet server. The user may then, selects alert, view the message and initiate a download. After initiation of download, the mobile wallet may install the widget and send confirmation to the wallet server. The wallet server may send confirmation to the mobile wallet. The mobile wallet may show the confirmation to the user.

[0370] In an example, the widget installation uses cases may include a search and download use case. The search and download use case may allow the user to search the widgets and download and install on the mobile wallet. The search and download use case may require the mobile wallet, the wallet server, the service provider, the user and the wallet provider. The search and download use case may require the user to have activated the mobile wallet, user to have logged in to the mobile wallet, service provider to have created a widget, and wallet provider to have reviewed the widget and published it. The user may successfully download the widget as a result of the search and download use case.

[0371] FIG. **32** illustrates a method **3200** as an example of the search and download use case. The method **3200** may include the user to search or browse categories of available widgets at step **3202**. In an example, the user may be able to search the widget by selecting widget from a service list or entering or selecting appropriate criteria in the wallet. At step **3204**, the method **3200** may require the mobile wallet to send a request based on user criteria to the wallet server. The wallet server may send the mobile wallet a list of all available widget matching search criteria of the user at step **3208**. The mobile wallet may show the list of the widgets to the user at step **3210**. The user may view the widget description of any widget from the list sent by the wallet server and initiate a download of the desired widget at step **3212**. The mobile wallet may install the widget and send a confirmation to the wallet server at step **3214** of the method **3200**. The wallet server may send a confirmation to the mobile wallet at step **3218**. The mobile wallet may show the confirmation to the user at step **3220**.

[0372] In some exemplary and non-limiting embodiments, the transaction use cases may include an over-the-air (OTA)-transaction use case. The over-the-air transaction use case may describe a process for the OTA-transaction based transaction. The OTA-transaction may include the user, the mobile wallet, the widget, and the service provider. For the OTA-transaction to take place, the user may have to be logged into

the mobile wallet, the user may have to have data connectivity, and the user may have loaded the widget for OTA transaction on the mobile wallet. In an example, the OTA-transaction may facilitate in successfully completing a transaction by the user

[0373] FIG. **33** illustrates an exemplary method **3300** for the OTA-transaction. The method **3300** may include the user to select a widget at step **3302**. The widget selection may be done by various types of services that may be available to the user, for example, ticketing, bill payment and the like. At step **3304** the method **3300** may require the mobile wallet to load the widget at step **3304** onto the service screens (as also discussed above). The user may browse the service screens and selects product/service to pay at step **3308**. The workflow and user experience may differ for different services. A service may require multiple interaction before the user may reach a payment screen. The wallet server may send the information from the user to the service provider at step **3310**. The service provider may provide a payment request to the user with a payment amount at step **3312**. The user may select a payment card and provides the payment info at step **3314**. In an example, user may select a payment method available on wallet and that may allow the OTA transaction. In an example, the user may enter card information while air-travelling as well. The step **3318** of the method **3300** may require the wallet server to provide the payment information to the service provider. At step **3320** the service provider may settle the payment through a payment gateway/banking interface and may provides a transaction confirmation to the wallet server. At step **3322**, the wallet server may receive the transaction confirmation and may send the information to the widget and the wallet. At step **3324** of the method **3300**, the mobile wallet may show the transaction confirmation and details to the user.

[0374] In exemplary and non-limiting embodiments, the life cycle activities may include a card issuance use case. The card issuance use case may allow a card issuer to issue a card data on the wallet. The card issuance use case may include the issuer, the wallet server, the TSM, the user, and the mobile wallet. For the card issuance to take place, the user may have to activate the mobile wallet, the user may have to log in to the mobile wallet, the service provider may have to create an updated widget, and the wallet provider may have to review the widget and publish it. After, the card issuance is completed successfully; the user may be able to download the widget.

[0375] FIG. **34** illustrates a method **3400** as an example for the card issuance use case. The method **3400** may require the issuer to approve a payment account (for example, a credit card) at step **3402**. The issuer may personalize the secure element with the help of the TSM at step **3404**. In an example, the TSM may install the payment applet and may personalize with the track data. The card issuance use case may depend upon the payment card and the applet issuance on the SE & the type of applet. In an example, the applet may be a Paypass, a zip etc. At step **3408**, the method **3400** may require the user to provide soft card data to the wallet server via ESB. The soft card data may contain images, balance, card nick name, and AID to be used for transaction. The method **3400** may further require the wallet server to create a record for a service account for the user at step US**610**. The wallet server may identify a widget to be sent along with the service account at step **3412**. The wallet server may create a hash on the widget and send the Widget ID, the version and the hash to TSM via ESB at step **3414**. The TSM may complete the widget hash update on the secure element with the help from the TSM proxy client at step **3418**. The TSM may notify wallet server via ESB once the widget hash may be updated at step **3420**. The wallet server may make the soft card and widget available for download at step **3422**. The mobile wallet may perform synchronization and may download the soft card and the widget on the mobile phone of the user.

[0376] In exemplary and non-limiting embodiments, the support and administration may include a terminate wallet use case. The terminate wallet use case may allow a wallet administrator to terminate a wallet account. The terminate wallet use case may include a mobile wallet, a wallet server, a TSM, a TSM proxy client. For the wallet to terminate, the wallet administrator may have to be registered, the wallet administrator may have to have privileges to manage a user profile, and the wallet administrator may have to a wallet management console. The wallet administrator may successfully terminate a wallet account after completion of wallet termination use case.

[0377] FIG. **35** illustrates a method **3500** as an example to terminate a wallet. The method **3500** may require the wallet administrator to initiates a suspend wallet activity at step **3502**. The wallet server may update the wallet state as "termination_pending" at step **3504** after the suspension activity may be initiated. The wallet server may send a request to ESB at step **3508**. The ESB may retrieve a list of service accounts from the wallet server at step **3510**. The ESB may send request to the issuers to terminate the service accounts at step **3512**. The ESB may check the list of service accounts before sending request to the issuers. The issuer may terminate the wallet account in the backend and also remove the payment applets from SE, with the help of TSM at step **3514**. The ESB may send a request to TSM to remove the wallet companion applet at step **3518**. The TSM may send a message to the TSM proxy client at step **3520**. The TSM proxy client may remove the wallet companion applet from SE at step **3522**. The TSM may send a notification to ESB once the update may be done at step **3524**. The wallet server may receive the update and may change the wallet status to "terminated" at step **3528** of the method **3500**. The wallet may be successfully terminated after step **3528**.

[0378] In exemplary and non-limiting embodiments, the widget management includes a publish widget use case. The publish widget use case may allow the ecosystem provider to publish an approved widget. The publish widget use case may include the wallet administrator, the wallet server, and the service provider. Before publishing a widget, the wallet administrator may have to be registered, the service provider may have to be registered, the wallet administrator may have to be logged into the wallet management console, and the widget may have to be validated and approved.

[0379] FIG. **36** illustrates a method **3600** as an example for publishing a widget. The method **3600** may require the wallet administrator to log into the wallet server system management console at step **3602**. The wallet administrator may select widget management from the wallet server system management console at step **3604**. The wallet administrator may select a link for publishing widgets from the widget management at step **3608**. The wallet server may display all widgets in the "approved" state at step **3610**. The wallet administrator may select a widget to publish at step **3612**. The wallet administrator may enters any comments or remarks and select publish one the publishing widgets of the wallet server system management console at step **3614**. The wallet

server may prompt the wallet administrator for a confirmation at step **3618**. The wallet administrator may confirm that the widget may be published at step **3620**. The wallet server may change the state of the widget to "published" at step **3622**. The wallet server may generate a signature for the widget at step **3624**. The wallet server may confirm that the widget may have been published at step **3628** of the method **3600**.

[0380] Behavioral Model—Add Widget—FIG. **37** is a method **3700** for adding a widget for the first time along with a TSM interaction. The method **3700** may require a user to use a wallet **3702** for selecting a widget **3704** at step **3708**. At step **3710**, a widget script component **3712**. The script component **3712** may communicate with a widget manager **3714** so as to retrieve a latest version of the widget **3704** at step **3718** of the method **3700**. In an example, the script component **3712** may communicate with a widget manager **3714** so as to retrieve a widget descriptor. In an example, the script component **3712** may communicate with a widget manager **3714** so as to retrieve the widget binaries. The widget manager **3714** may send widget descriptor data blocks, hash of widget bundle, MDN, and widget instance ID to a trusted service manager (TSM) **3720** at step **3718** of the method **3700**. The widget manager **3714** may generate widget response and communicate to the wallet **3702**. The wallet **3702** may include a database for storing widget binaries and widget response from the widget manager **3714**. The TSM **3720** may add the widget **3704** to a secure element **3722** at step **3728**. In an example, the secure element **3722** may be a wallet applet.

[0381] FIG. **38** is a behavioral model of a system **3800** for widget access verification with reference to the widget loading time signature, verification, and execution time access verification.

[0382] In an exemplary and non-limiting embodiment, a wallet **1002** may be configured so that a user may select a widget from a list of widgets. The wallet **1002** may be configured so that wallet **1002** may start the widget application selected by the user. The wallet **1002** may interact with a widget manager **3804**. The widget manager **1004** may be configured to initialize resource managers, controllers, create default access context and the like. In an example, the widget manager **3804** may include the list of widgets and may facilitate showing of the widget lists to the user through the wallet **3802**. The system **3800** may include a cryto-utility **3808** that may be configured to load the widget bundle from database. The cryto-utility **3808** may create a hash, for example a secure hash algorithm 1 (SHA1) hash from the widget bundle. The cryto-utility **3808** may communicate the hash and widget bundle to the widget manager **3804**. The system **3800** may include a NFC chip utility **3810** and a secure element or wallet applet **3812**. The cryto-utility **3808** may initiate a request to verify the widget bundle and send the request to the NFC chip utility **3810** and the wallet applet **3812**. The NFC utility **3810** may facilitate selection of the **3812**. The applet **3812** may send the verification request to a widget access context **3814**. The widget access context **3814** may verify the widget bundles, the widget descriptor. In an example, the widget manager **3804** may initiate a communication with the widget access context **3814**. The widget access context **3814** may be in communication with an access action controller **1018**. The access action controller **1018** may check permission and access for permissions of the selected widget. In an example, an appropriate message may be sent to the user when the verification may be passed or failed. The system **3800** may include an action controller **3820** may execute the widget requests after permission verification. An access aware screen controller **3822** may be included in the system **3800**, and configured to show a screen if the permission access may be received from the access action controller **1018**. The system **3800** may include a screen controller **3824**. The screen controller **3824** may be configured to display a screen on the wallet **3802** after checking display permission from the widget access context **3814**.

[0383] The methods and systems of mobile transaction platforms in a multi-domain eco system for secure personalized transactions may provide for a method of protocol abstraction for a mobile transaction platform in a dynamic ecosystem for secure commerce and payment transactions. The mobile transaction platform may be a carrier-grade infrastructure platform that facilitates the development and delivery of secure transactional services, both Over-the-Air and through NFC Proximity, to a broad range of mobile phone environments. The method may include taking the information elements of the original method apart and mapping the information elements of the original method to new fields of information of a common format. These new fields of information may be empty, filled, or translated by tokenization or some other method of translation. The common format may work for different input protocols and deliver a single output protocol. The common format may be a meta-model that is consistent with the data structures of each protocol. The common model may be a services abstraction model that can handle the native sequence flows within an underlying protocol. The input protocols may be point-of-sale protocols, NFC protocols, credit card protocols, debit card protocols, ticketing protocols, EPSON Esc/POS protocol, UTC Standard protocol, AEDEX protocol, ICD 2002 protocol, Ultimate protocol, CD 5220 protocol, DSP-800 protocol, ADM 787/788 protocol, HP protocol, UnifiedPOS protocol, OLE for Point-of-Sale protocol, JavaPOS, cloud-based protocol, and the like.

[0384] The method of protocol abstraction may be performed between a mobile device and a point-of-sale device via a communication link. The mobile device may be a smartphone, tablet computer, laptop computer, or the like. The mobile device may be running an operating system such as iOS, Android, Windows, or the like. The mobile device may be running an application such as a container, widget, wallet, or the like. The application may store information related to soft cards. The soft cards may be credit cards, loyalty cards, gift cards, store value cards, ticket cards, and the like. The soft cards may be issued from multiple service providers from multiple ecosystems through multiple carrier or network providers. The soft cards may be provisioned, maintained, and enabled through and by a provisioning architecture. The provisioning architecture may include a mobile enabling tier, a service tier, and a software development kit. The point-of-sale device could be a real world point-of-sale device operating in a proximity environment or a virtual world point-of-sale device operating in a remote environment. The communication link may be an wired communication link, a wireless communication link, an NFC link, a Bluetooth link, a local area network link, a wide area network link or the like.

[0385] The method of protocol abstraction may include a tokenization capability for a mobile transaction platform in a dynamic ecosystem for secure commerce and payment transactions. The mobile transaction platform may be a carrier-grade infrastructure platform that facilitates the development and delivery of secure transactional services, both Over-the-

Air and through NFC Proximity, to a broad range of mobile phone environments. The tokenization capability may take private information and replace it with a token. The private information may include a pin number, a credit card number, primary account number, other personally identifiable information, and the like. The token may consistent of numeric characters, alphabetic characters, a combination of alphabetical and numeric characters, a truncated primary account number with alphabetic and numeric characters replacing the middle digits of the primary account number, and the like. The token may be a one-time use token. The token may be issued by a trusted entity in the dynamic ecosystem for secure commerce and payment transactions. The trusted entity may be a server located at the payment gateway, acquirer, or issuer. The token may be generated as a mathematically reversible cryptographic function, a one-way non-reversible cryptographic function, or assigned through an index function, sequence number or a randomly generated number.

[0386] With reference to FIG. **39**, there is illustrated a dynamic ecosystem for secure commerce and payment transactions according to exemplary and non-limiting embodiments. A dynamic ecosystem for secure commerce and payment transactions **3902**, include a point-of-sale terminal **3908**, an application running on a mobile device **3910**, a communication link between the point-of-sale device **3908** and the mobile application running on a mobile device **3910**. A single protocol **3912** associated with a single domain **3914** may connect the point-of-sale device **3908** and the mobile application running on a mobile device **3910**.

[0387] With continued reference to FIG. **39**, a dynamic ecosystem for secure commerce and payment transactions **3904**, a multiple protocols **3916** are associated with multiple domains **3918** may connect the point-of-sale device **3908** and the mobile application running on a mobile device **3910**.

[0388] With continued reference to FIG. **39**, a dynamic ecosystem for secure commerce and payment transactions **3906**, a multiple protocols **3916** are associated with multiple domains **3918** may be abstracted using a wrapper **3920**, as described previously in this specification, to connect the point-of-sale device **3908** and the mobile application running on a mobile device **3910**.

[0389] The methods and systems described herein of multi-domain ecosystem secure personalized transactions includes a method of abstracting a protocol in a secure personalized transaction through a multi-domain ecosystem. The method includes receiving an electronic transaction message in a secure personalized transaction comprising a plurality of information fields at a networked device in the multi-domain ecosystem. The method may further include determining with the device a type and a content for each of the plurality of information fields. The method may further include mapping at least a portion of the plurality of information fields to common format message fields. The method may further include configuring a common format transaction message based on the mapping. The method may further include transmitting the common format transaction message from the networked device to a second networked device in the multi-domain ecosystem.

[0390] The methods and systems described herein of multi-domain ecosystem secure personalized transactions includes a method of abstracting a protocol in a secure personalized transaction through a multi-domain ecosystem. The method includes receiving an electronic transaction message in a secure personalized transaction comprising a plurality of information fields at a networked device in the multi-domain ecosystem. The method may further include

[0391] determining with the device a type and a content for each of the plurality of information fields. The method may further include mapping at least a portion of the plurality of information fields with a meta-model that provides consistent mapping of the secure personalized transaction protocol to common format message fields. The method may further include configuring a common format transaction message based on the mapping. The method may further include transmitting the common format transaction message from the networked device to a second networked device in the multi-domain ecosystem.

[0392] The methods and systems described herein of multi-domain ecosystem secure personalized transactions includes a method of abstracting a protocol in a secure personalized transaction through a multi-domain ecosystem. The method includes receiving an electronic transaction message in a secure personalized transaction comprising a plurality of information fields at a networked device in the multi-domain ecosystem. The method may further include

[0393] determining with the device a type and a content for each of the plurality of information fields. The method may further include mapping at least a portion of the plurality of information fields to common format message fields. The method may further include configuring a common format transaction message based on the mapping. The method may further include wrapping the common format transaction in a protocol abstraction content wrapper. The method may further include transmitting the wrapped common format transaction message from the networked device to a second networked device in the multi-domain ecosystem.

[0394] With reference to FIG. **40**, there is illustrated a method of protocol abstraction in a dynamic ecosystem **4002** for secure commerce and payment transactions according to exemplary and non-limiting embodiments. A point-of-sale device **4004** may connect to a mobile wallet **4006** running on a mobile device **4008**. Multiple mobile wallets may be running on the mobile device. The point-of-sale device **4004** may communicate with the mobile wallet **4006** running on the mobile device **4008** over a communication link **4010**. The communication link **4010** may be a wired communication link, a wireless communication link, an NFC link, a Bluetooth link, a local area network link, a wide area network link or the like.

[0395] With continued reference to FIG. **40**, the mobile wallet **4006** running on a mobile device **4008** may communicate with service provider **4012** via a protocol through a network or wireless provider **4014** and a network **4022**. The network **4022** may be an Internet Protocol based network. A wrapped acquisition channel **4016** may be established to facilitate protocol abstracted communication among the point-of-sale device **4004**, the mobile wallet **4006** running on a mobile device **4008**, and an acquirer facility **4018**. The wrapped acquisition channel **4016** that may wrap the protocol used for communication as described previously in this specification may facilitate exchanging electronic transaction information via a standardized communication protocol between the point-of-sale device **4004** and the mobile wallet **4006** running on a mobile device **4008** that is seamless to a user of the mobile device **4008**. A user of the mobile device **4008** may operate the mobile device at a point-of-sale without necessarily being aware of the type of protocol being used during the POS transaction. In this way, legacy POS devices

that only support a non-IP based transaction flow and POS devices that are capable of supporting an aggregated protocol transaction flow (e.g. through an IP network) may be seamlessly operated by the user. The mobile wallet **4006** running on a mobile device **4008** may communicate with service provider **4012** via a protocol through an acquirer **4018** and a network **4016**. The network **4016** may be an Internet Protocol based network. The point-of-sale device **4004** may communicate via an existing direct transaction channel **4020**. The existing direct transaction channel may be a non-Internet Protocol based channel **4020**.

[0396] The methods and systems described herein of multi-domain ecosystem secure personalized transactions includes a method of a secure personalized transaction through a multi-domain ecosystem. The method includes receiving an electronic transaction message in a secure personalized transaction comprising a plurality of non-confidential information fields at a networked device in the multi-domain ecosystem. The method may further include configuring a token comprising the non-confidential information and transaction identification information at the networked device. The method may further include electronically transmitting the token to a source of the electronic transaction message and to a service provider server disposed in the multi-domain ecosystem. The method may further include transmitting authentication of the token, along with token identification information from the source of the electronic transaction message to the service provider server for authenticating the transaction identified by the token. In an example, the service provider may be an instrument issuer. In an example, the service provider may access confidential information that is not accessible to the networked device to facilitate authenticating the transaction identified by the token. The confidential information may be associated with a digital wallet disposed on a device from which the authentication of the token is transmitted. In an example, transmitting authentication of the token may be facilitated by a provider-specific widget executing on a device from which the electronic transaction message is sourced.

[0397] With reference to FIG. **41**, there is illustrated a method of tokenization of transaction content in a dynamic ecosystem **4102** for secure commerce and payment transactions according to exemplary and non-limiting embodiments.

[0398] A point of sale device **4104** may be activated by near-by presence of a mobile phone that incorporates a mobile wallet **4106** requesting to perform an electronic transaction such as a purchase. The POS device **4104** and mobile wallet **4106** may exchange non-personal information that describes the requested transaction (item, cost, date/time, POS identity, POS service provider identity, and the like) along with a unique identifier generated by the mobile wallet **4106**. The POS **4106** may issue a token that incorporates this information in a secure encoding to the mobile wallet **4106** and may also submit a version of the issued token to a payment authority, such as an issuing bank **4112** that may have been specified by the mobile wallet **4106**.

[0399] The mobile wallet **4106** and the issuing bank **4112** may subsequently exchange information related to the transaction as described in the token to complete the transaction. In the example, the mobile wallet may submit a query to the issuing bank that includes a reference to the token (e.g. a token ID) that may signal to the issuing bank that the transaction identified in the token is authorized. Alternatively, the issuing bank may submit a request for authorization of the transaction referenced in the token to the mobile wallet. The transaction information of the token received from the POS terminal **4104** and from the issuing bank **4112** may be compared and presented to the user of the mobile device **4108** for authentication. In this way the transaction may be executed without requiring the POS **4104** or other entities in the POS communication path to have access to any user confidential, personal, or financial information because all confidential, personal, and financial information of the user/mobile wallet may be retained on the backend server (e.g. the issuing bank **4112**) and may be accessed indirectly through the token that is exchanged among the mobile wallet **4106**, the POS terminal **4104**, the acquisition channel **4120**, and the payment facilitator, such as the issuing bank **4112**.

[0400] A point-of-sale device **4104** may connect to a mobile wallet **4106** running on a mobile device **4108**. Multiple mobile wallets may be running on the mobile device. The point-of-sale device **4104** may communicate with the mobile wallet **4106** running on the mobile device **4108** over a communication link **4110** or based on visual information exchange (e.g. a QR code or bar code, and the like). The communication link **4110** may be a wired communication link, a wireless communication link, an NFC link, a Bluetooth link, a local area network link, a wide area network link or the like. The visual in formation exchange may include receiving an image with a camera and/or displaying an image on an electronic display.

[0401] With continued reference to FIG. **41**, the point-of-sale device **4104** may receive private information from the mobile wallet **4106** running on the mobile device **4108**, store the private information, then send the private information to an issuing bank **4112** for authorization. The issuing bank may receive the private information directly through an over the air interface **4114**, or through a service provider **4116** and a network **4118**. Upon authorization, the issuing bank **4112** may replace the private information with a token. The token may consistent of a numeric characters, alphabetic characters, a combination of alphabetical and numeric characters, a truncated primary account number with alphabetic and numeric characters replacing the middle digits of the primary account number, and the like. The token may be a one-time use token. The token may be issued by a trusted entity in the dynamic ecosystem for secure commerce and payment transactions. The trusted entity may be a server located at the payment gateway, acquirer, or issuer. The token may be generated as a mathematically reversible cryptographic function, a one-way non-reversible cryptographic function, or assigned through an index function, sequence number or a randomly generated number. The issuing bank **4112** may then return the token to the point-of-sale device **4102**. The point-of-sale device **4102** may then replace the private information with the token and store the token. The token may be contained in a wrapper, as described previously in this specification, and communicated among the mobile wallet **4106** running on a mobile device **4108**, point-of-sale device **4104**, and acquiring bank **4112**, through a wrapped acquisition channel **4120**.

[0402] With continued reference to FIG. **41**, the mobile wallet **4106** running on the mobile device **4108**, may establish a secure channel with the issuing bank **4112**. Upon authorization, the issuing bank **4112** may generate a token and map it to the private information stored at the issuing bank **4112**. The token will then be sent to the mobile wallet **4106** running on the mobile device **4108** and the mobile wallet **4106** running on the mobile device **4108** will use the token to complete

the transaction at the point-of-sale device **4104**. The mobile wallet **4106** running on the mobile device **4108**, may generate and store a stack of tokens upon personalization of the mobile wallet **4106** and use these tokens to complete the transaction at the point-of-sale device **4104**. The mobile wallet **4106** running on the mobile device **4108**, may generate, at the time of the transaction, and use a token to complete the transaction at the point-of-sale device **4104**.

[0403] With reference to FIG. **42**, there is illustrated a method of dynamic tokenization of transaction content in a dynamic ecosystem **4202** for secure commerce and payment transactions according to exemplary and non-limiting embodiments. A point-of-sale device **4204** may connect to a mobile wallet **4206** running on a mobile device **4208**. Multiple mobile wallets may be running on the mobile device. The point-of-sale device **4204** may communicate with the mobile wallet **4206** running on the mobile device C**408** over a communication link **4210**. The communication link **4210** may be a wired communication link, a wireless communication link, an NFC link, a Bluetooth link, a local area network link, a wide area network link or the like. Visual information exchange may include receiving an image with a camera and/or displaying an image on an electronic display.

[0404] With continued reference to FIG. **42**, the point-of-sale device **4204** may receive a dynamic token from the mobile wallet **4206** running on the mobile device **4208**. The dynamic token may be one of a dynamic token generated by the mobile wallet **4106** running on the mobile device **4108** upon personalization of the mobile wallet **4106**, at the time of the transaction, or the like. The point-of-sale device **4204** may then send the dynamic token to the issuing bank **4212** for validation. The issuing bank **4212** may then validate the token via an over-the-air interface **4214** by validating the token and a mobile link ID known by the issuing bank **4212** to be associated with the mobile device **4208** on which the mobile wallet **4206** that generated the token resides. Upon validation of the token and mobile link ID, the issuing bank **4212** then authorized payment on the point-of-sale device **4204** and settlement on the mobile wallet **4206**.

[0405] The methods and systems described herein of multi-domain ecosystem secure personalized transactions includes a method of token mobile caching that includes generating with a networked server a token for performing an electronic transaction over a public network with a client device. The method may further include providing the token to the client device over the public network. The method may further include storing the token along with information that uniquely identifies the client to which the token was provided in a memory accessible to the server. The method may further include comparing the stored information that uniquely identifies the client to which the token was provided with client identification information received with the token to determine if conducting the electronic transaction should be authenticated. The comparing may be performed in response to receiving an electronic message from a client device at the server to conduct an electronic transaction using the token over the public network. In an example, the electronic message may include information derived from a secure element associated with the client to which the token was provided.

[0406] To enhance mobile transaction security, tokenization as described herein may facilitate reducing confidential information exchange among devices. However, even a token may be captured by a third party and attempted to be used for an unauthorized transaction. Therefore, caching of mobile information related to tokenization may ensure that a token is received from a mobile device to which it was delivered. This may be accomplished by sharing token and mobile identification information over a secure acquisition channel between an issuer of the token (e.g. an issuing bank) and a POS/service provider so that when a mobile device provides the token, if the mobile device identification information does not match the token, the transaction can be denied. Likewise, caching of mobile-related information associated with a token may be retained at a payment facilitator such as an issuing bank. This information may be compared to a tokenized acquisition transaction from a POS device. In an example, a mobile device and a bank may exchange information over an IP network so that a token is provided to the mobile device for conducting one or more POS transactions. The mobile device may submit a token to a POS device along with mobile device identification information. This set of information may be optionally further tokenized and/or sent as a set to an issuing bank (e.g. over a secure acquisition channel). The issuing bank may compare the cached mobile related information associated with the token received from the POS device to the mobile device information received from the POS and only authorize the transaction if the information favorably compares.

[0407] The methods and systems described herein of multi-domain ecosystem secure personalized transactions includes a method of tokenizing a wrapper in a secure personalized transaction through a multi-domain ecosystem. The method may include receiving an electronic transaction message in a secure personalized transaction comprising a plurality of information fields at a networked device in the multi-domain ecosystem. The method may further include

[0408] determining with the device a type and a content for each of the plurality of information fields. The method may further include mapping at least a portion of the plurality of information fields to common format message fields. The method may further include configuring a common format transaction message based on the mapping. The method may further include wrapping the common format transaction in a protocol abstraction content wrapper. The method may further include configuring a token comprising the protocol abstraction content wrapper. The method may further include transmitting the wrapped common format transaction message from the networked device to a second networked device in the multi-domain ecosystem.

[0409] With reference to FIG. **43**, there is illustrated a method of generating a token for an electronic transaction wrapper for secure content traversing a network in a dynamic ecosystem for secure commerce and payment transactions according to exemplary and non-limiting embodiments. A protocol **4302** for a particular ecosystem may be used to store and communicate protocol private information elements **4304** within a dynamic ecosystem for secure commerce and payment transactions. Protocol private information elements may include a credit card expiration date, primary account number (PAN), card holder's name, card holder's address, and the like. The protocol **4302** may organize the protocol private information elements **4304** in a specific order or configuration. For example the expiration date may be held in a first position, the primary account number in the second position, the card holder's name in a third position and the card holder's address in a fourth position. The protocol **4302** may store protocol private information elements **4304** in a particu-

lar configuration. For example, a protocol **4302** may store the credit card expiration date in a MM/YYYY format.

[0410] With continued reference to FIG. **43**, a wrapper **4306** may be used to store and communicate wrapper private information elements **4308** for multiple ecosystems among dynamic ecosystems for secure commerce and payment transactions. Wrapper private information elements may include a credit card expiration date, primary account number (PAN), card holder's name, card holder's address, account balance, credit limit, and the like. The wrapper **4306** may organize the wrapper private information elements **4308** in a specific order or configuration. For example the primary account number may be held in a first position, the expiration date in the second position, the card holder's name in a third position, the card holder's address in a fourth position, the account balance in a fifth position, and the credit limit in a sixth position. The wrapper **4302** may store protocol private information elements **4306** in a particular configuration. For example, a wrapper **4306** may store the credit card expiration date in a YYYY/MM format.

[0411] With continued reference to FIG. **43**, a translation process **4310** may be used to map protocol private information elements **4304** to wrapper private information elements **4308**. For example the translation process **4314** may take the expiration date protocol private information element from the first position of the protocol **4302** and place it in the second position of the wrapper **4306** and translate the configuration of the private information element, MM/YYYY, to match the configuration of the wrapper information element YYYY/MM.

[0412] With continued reference to FIG. **43**, a tokenization process **4314**, may be used to replace the wrapper private information elements with a token **4312**. The token **4312** may consistent of numeric characters, alphabetic characters, a combination of alphabetical and numeric characters, a truncated primary account number with alphabetic and numeric characters replacing the middle digits of the primary account number, and the like. The token **4312** may be a one-time use token **4312**. The token **4312** may be issued by a trusted entity in the dynamic ecosystem for secure commerce and payment transactions. The trusted entity may be a server located at the payment gateway, acquirer, or issuer. The token **4312** may be generated as a mathematically reversible cryptographic function, a one-way non-reversible cryptographic function, or assigned through an index function, sequence number or a randomly generated number.

[0413] The methods and systems described herein of multi-domain ecosystem secure personalized transactions includes a method of tokenizing a wrapper in a secure personalized transaction through a multi-domain ecosystem. The method may include receiving a wrapper for an electronic transaction message in a secure personalized transaction at a networked device in the multi-domain ecosystem. The method may further include configuring a token comprising the wrapper and transaction identification information at the networked device. The method may further include electronically transmitting the token to a source of the wrapper for an electronic transaction message and to a service provider server disposed in the multi-domain ecosystem. The method may further include transmitting authentication of the token, along with token identification information from the source of the wrapper for an electronic transaction message to the service provider server for authenticating the transaction identified by the token. In an example, the service provider may be an instrument issuer. In an example, the service provider may access confidential information that is not accessible to the networked device to facilitate authenticating the transaction identified by the token. In an example, the confidential information may be associated with a digital wallet disposed on a device from which the authentication of the token is transmitted. In an example, transmitting authentication of the token may be facilitated by a provider-specific widget executing on a device from which the wrapper for an electronic transaction message is sourced.

[0414] With reference to FIG. **44**, there is illustrated a method of tokenization of transaction wrapper in a dynamic ecosystem **4402** for secure commerce and payment transactions according to exemplary and non-limiting embodiments. A point-of-sale device **4404** may connect to a mobile wallet **4406** running on a mobile device **4408**. In exemplarily and non-limiting embodiments, multiple mobile wallets may be running on the mobile device. The point-of-sale device **4404** may communicate with the mobile wallet **4406** running on the mobile device **4408** over a communication link **4410**. The communication link **4410** may be a wired communication link, a wireless communication link, an NFC link, a Bluetooth link, a local area network link, a wide area network link or the like.

[0415] With continued reference to FIG. **44**, the mobile wallet **4406** running on the mobile device **4408**, may establish a secure channel with the issuing bank **4412**. The secure channel **4414** may be established directly between the mobile wallet **4406** running on the mobile device **4408** or through an over the air interface **4414**, such as through a service provider **4416** and a network **4418**. Upon authorization, the issuing bank **4412** may generate a token and map it to the wrapper information stored at the issuing bank **4412**. The token will then be sent to the mobile wallet **4106** running on the mobile device **4108** and the mobile wallet **4106** running on the mobile device **4408** will use the token to complete the transaction at the point-of-sale device **4404**. The mobile wallet **4406** running on the mobile device **4408**, may generate and store a stack of tokens upon personalization of the mobile wallet **4406** and use these tokens to complete the transaction at the point-of-sale device **4404**. The mobile wallet **4406** running on the mobile device **4408**, may generate, at the time of the transaction, and use a token to complete the transaction at the point-of-sale device **4404**.

[0416] The methods and systems described herein of multi-domain ecosystem secure personalized transactions includes a method for performing tokenized electronic transactions in a multi-domain ecosystem for secure personalized transactions. The method includes generating a token representing an electronic transaction message that identifies at least one transaction and at least one ecosystem participant in the transaction. The method may further include wrapping the token representing the electronic transaction message and providing a wrapper that may include a token representing an electronic transaction message. The method may further include generating a token representing the wrapper and providing a tokenized wrapper for a tokenized representation of an electronic message. The method may further include performing an electronic transaction between two participants in the ecosystem by transmitting the tokenized wrapper between two the two participants. In an example one of the two participants in the ecosystem may be the at least one ecosystem participant.

[0417] With reference to FIG. **45**, there is illustrated a method of performing electronic transactions across an open network by transmitting a dynamically generated tokenized wrapper that includes a token representing transaction content in a dynamic ecosystem **4502** for secure commerce and payment transactions according to exemplary and non-limiting embodiments. A point-of-sale device **4504** may connect to a mobile wallet **4506** running on a mobile device **4508**. Multiple mobile wallets may be running on the mobile device. The point-of-sale device **4504** may communicate with the mobile wallet **4506** running on the mobile device **4508** over a communication link **4510**. The communication link **4510** may be a wired communication link, a wireless communication link, an NFC link, a Bluetooth link, a local area network link, a wide area network link or the like.

[0418] With continued reference to FIG. **45**, the point-of-sale device **4504** may receive tokenized information from the mobile wallet **4506** running on the mobile device **4508**, wrap the tokenized information in a tokenized wrapper and send the wrapper information to the mobile device which may communicate the tokenized wrapper that includes tokenized content to an issuing bank **4512** associated with the mobile wallet for authorization. The mobile device **4508** may transmit the tokenized wrapper with tokenized content to the issuing bank directly through an over the air interface **4514** or through a service provider **4516** and a network **4518**. The tokenized information and/or the tokenized wrapper may consistent of a numeric characters, alphabetic characters, a combination of alphabetical and numeric characters, a truncated primary account number with alphabetic and numeric characters replacing the middle digits of the primary account number, and the like. The token may be a one-time use token. The token may be issued by a trusted entity in the dynamic ecosystem for secure commerce and payment transactions. The trusted entity may be a server located at the payment gateway, acquirer, or issuer. The token may be generated as a mathematically reversible cryptographic function, a one-way non-reversible cryptographic function, or assigned through an index function, sequence number or a randomly generated number.

[0419] In an example of protocol abstraction in transaction flow that includes multiple acquisition methods with multiple issuing banks a merchant may wish to utilize multiple payment information acquisition devices from multiple issuing banks, such as near-field communication (NFC), a barcode reader, and Bluetooth, in order to offer choices in payment methods to the merchant's customers. In this example, protocol abstraction would be used at the merchant's point-of-sale terminal, in order to allow the multiple payment acquisition devices to communicate to a single point-of-sale terminal, via a single communication protocol and link, such as Internet Protocol, by abstracting the individual acquisition protocols for each acquisition device, into a single protocol understood by the merchant's point-of-sale terminal, which can then be routed to multiple issuing banks, over one or more communication protocols and links.

[0420] In an example of protocol abstraction in transaction flow that includes multiple acquisition methods with a single issuing bank, referring to FIG. **46**, a merchant may wish to utilize multiple payment information acquisition devices from a single issuing bank **4602**, such as near-field communication (NFC) **4604**, a barcode reader **4606**, and Bluetooth **4608**, in order to offer choices in payment methods to the merchant's customers. In this example, protocol abstraction would be used at the merchant's point-of-sale terminal **4610**, in order to allow the multiple payment acquisition devices to communicate to a single point-of-sale terminal, via multiple protocols and links **4612**, by abstracting the multiple acquisition protocols for each acquisition device, into a single protocol understood by the merchant's point-of-sale terminal, which can then be routed to the issuing bank, over a single communication protocol and link **4614**.

[0421] In an example of protocol abstraction in transaction flow that includes a single acquisition method with multiple issuing banks, a merchant may wish to utilize a single payment information acquisition device to acquire payment information from multiple issuing banks, such as near-field communication (NFC), a barcode reader, and Bluetooth, in order to offer choices in payment methods to the merchant's customers. In this example, protocol abstraction would be used from the merchant's point-of-sale terminal, in order to allow the single payment acquisition device to communicate with a single point-of-sale terminal, via a single communication protocol and link, such as Internet Protocol, then abstracting the individual acquisition protocol for the single acquisition device into multiple communication protocols for the multiple issuing banks, allowing the appropriate transactions to be routed to the correct issuing banks, over multiple communication protocols and links.

[0422] In an example of protocol abstraction in over-the-air transaction flow that includes multiple acquisition methods and multiple issuing banks, multiple issuing banks may wish to send authorization information to a merchant that utilizes multiple payment information acquisition devices, such as near-field communication (NFC), a barcode reader, and Bluetooth, in order to offer choices in payment methods to the merchant's customers. In this example, protocol abstraction would be used at the merchant's point-of-sale terminal, in order to allow the multiple issuing banks to communicate to a single point-of-sale terminal, via a single communication protocol and link, such as Internet Protocol, by abstracting the individual communication protocols for each issuing bank, into a single protocol understood by the merchant's point-of-sale terminal, which can then be communicated each acquisition device, multiple communication protocols and links.

[0423] In an example of protocol abstraction in over-the-air transaction flow that includes multiple acquisition methods and a single issuing bank, a single issuing bank may wish to send authorization information to a merchant that utilizes multiple payment information acquisition devices, such as near-field communication (NFC), a barcode reader, and Bluetooth, in order to offer choices in payment methods to the merchant's customers. In this example, protocol abstraction would be used at the merchant's point-of-sale terminal, which connects to the single issuing bank, via a single communication protocol and link, such as Internet Protocol, and abstracting the individual communication protocol for the issuing bank, into multiple protocols understood by each acquisition device, which can then be communicated to one or more acquisition devices, over one or more communication protocols and links.

[0424] In an example of protocol abstraction in over-the-air transaction flow that includes single acquisition method and multiple issuing banks (as illustrated in FIG. **47**), multiple issuing banks **4702** may wish to send authorization information to a merchant that utilizes a single payment information acquisition device, such as a near-field communication (NFC) device **4704**. In this example, protocol abstraction

would be used at the merchant's point-of-sale terminal **4710**, in order to allow the multiple issuing banks to communicate to a single point-of-sale terminal, via a single communication protocol and link **4712**, by abstracting the multiple communication protocols and communication links **4714** used by multiple issuing banks, into a single protocol understood by the merchant's point-of-sale terminal, which can then be communicated to the single acquisition device, via a single communication protocol and link **4712**.

[0425] In an example of tokenized transactions, tokenized protocol abstraction, and tokenized wrapper, referring to FIG. **48**, a user may present an NFC-enabled smartphone **4802** to a merchant's NFC reader **4804** at a point-of-sale system **4806**. The NFC-enabled smartphone **4802** dynamically generates a token that contains the credit card number and expiration date of the user and passes the token through the NFC reader **4804** to the point-of-sale system **4806**. The point-of-sale system **4806** passes the token to the mobile transaction platform server **4808** at the issuing bank **4810**. The mobile transaction platform server **4808** at the issuing bank **4810** decrypts the token using a key that resides only on the mobile transaction platform server, authenticates the transaction, and sends an authorization code back to the point-of-sale system **4806**. The point-of-sale system **4806** then completes the transaction with the user through the NFC reader **4804**.

[0426] Further in this example, multiple issuing banks may wish to send authorization information to a merchant that utilizes multiple payment information acquisition devices, such as near-field communication (NFC), a barcode reader, and Bluetooth, in order to offer choices in payment methods to the merchant's customers. In this example, protocol abstraction could be used at the merchant's point-of-sale terminal, in order to allow the multiple issuing banks to communicate to a single point-of-sale terminal, via a single communication protocol and link, such as Internet Protocol, by abstracting the individual communication protocols for each issuing bank, into a single protocol understood by the point-of-sale terminal, which can then be communicated each acquisition device, via multiple communication protocols and links.

[0427] Also, user A may present an NFC-enabled smartphone to a merchant's NFC reader that uses protocol X and user B may present a bar code displayed on a smartphone to the merchant's bar-code reader that uses protocol Y at the point-of-sale system. The smartphones of both users dynamically generate a tokens that contain the credit card number and expiration date of the respective user and passes the token through the NFC reader for user A and the bar-code reader for user B to the point-of-sale system. The point-of-sale system abstracts the different protocols used by the NFC and bar-code readers to communicate to the point-of-sale into a single protocol that cane used to communicate the information for both tokens to the mobile transaction platform server at the issuing bank via a single protocol and single communication link. The mobile transaction platform server at the issuing bank decrypts the tokens using keys that reside only on the mobile transaction server, authenticates the transactions, and sends authorization codes back to the point-of-sale system. The point-of-sale system then converts the abstracted protocol back into the individual protocols used by the NFC and bar code readers to complete the transactions with User A and User B.

[0428] In an alternate example, an issuing bank may wish to send authorization information to a merchant that utilizes multiple payment information acquisition devices, such as near-field communication (NFC), a barcode reader, and Bluetooth, in order to offer choices in payment methods to the merchant's customers. In this example, a tokenized wrapper could be used at the merchant's point-of-sale terminal, in order to allow the multiple issuing banks to communicate to a single point-of-sale terminal, via a single communication protocol and link, such as Internet Protocol, by abstracting the individual communication protocols for each issuing bank, into a single protocol understood by the point-of-sale terminal, which can then be communicated each acquisition device, via multiple communication protocols and links. In yet another example, user A may present an NFC-enabled smartphone to a merchant's NFC reader that uses protocol X and user B may present a bar code displayed on a smartphone to the merchant's bar-code reader that uses protocol Y at the point-of-sale system. The smartphones of both users send the credit card number and expiration date of the respective users and pass the credit card numbers and expiration dates through the NFC reader for user A and the bar-code reader for user B to the point-of-sale system. The point-of-sale system wraps the different protocols used by the NFC and bar-code readers to communicate to the point-of-sale system into a single protocol that can be used to communicate the information for both credit card numbers and expiration dates to the mobile transaction platform server at the issuing bank via a single protocol and single communication link. The mobile transaction platform server at the issuing bank replaces the credit card numbers and expiration dates with tokens and sends the tokens back to the point-of-sale system. The point-of-sale system then converts the wrapped tokens back into the individual protocols used by the NFC and bar code readers and passes the tokens back to the NFC and bar-code readers. The NFC and bar-code readers then replace the credit card numbers and expiration dates with the tokens.

[0429] The methods and systems described herein of multi-domain ecosystem secure personalized transactions includes a mobile transaction processing system that includes a plurality of servers and a plurality of client devices deployed in a network. Each server may be configured to facilitate secure personalized transactions among the plurality of client devices and a plurality of service provider servers in the network. Further, at least one of the plurality of client devices may be configured with a multi-tenant capable wallet operable in a container-based execution environment. The wallet may be accessible through a widget that may be disposed on the at least one of the plurality of client devices. Additionally, the plurality of servers may further be configured to facilitate transactions between the at least one of the plurality of client devices through the widget and at least one of the plurality of service provider servers through any of a plurality of trust models including a single trust domain, a single trust cluster, multiple trust clusters, and a direct trust relationship. In an example, the plurality of distinct trust models may include at least one of a single trust domain, a single trust cluster, multiple trust clusters, and direct trust relationship. In an example, the single trust domain may comprises a central wallet service center server that may interface with an electronic wallet on a user device. The central wallet service center server may facilitate establishing secure transaction channels with trusted service providers. In an example, the single trust cluster may comprise a trusted third party server for securely exchanging confidential wallet information with a personal electronic wallet and a wallet service center server

for facilitating direct authentication of the user by a each of a plurality of service providers via the third party server. In an example, the wallet service center server may deliver user identification and security keys to at least one of the plurality of service providers. In an example, multiple trust clusters may comprise a plurality of distinct trusted third parties. Each third party may be configured with at least a server for exchanging confidential wallet information with a personal wallet and further for exchanging user and/or device identification provided by a wallet service center with a plurality of cluster-specific service providers.

[0430] In an example, a direct trust relationship may comprise a home wallet service center server for establishing transaction context with an electronic wallet. The home wallet service center server may facilitate establishing an authenticated transaction channel directly between the electronic wallet and the service provider. In an example, the widget may be configured for secure interaction with a specific provider. In an example, the widget may be configured for secure interaction through an intermediary with a specific provider. In an example, the widget may be configured on the mobile device over the air through an electronic interaction between the mobile device and a networked server associated with the specific provider.

[0431] The mobile transaction platform as described herein may facilitate conducting secure personalized transactions in an ecosystem via a plurality of distinct trust models. Each transaction between a client device in the ecosystem and a service provider server or the like in the ecosystem may be conducted via distinct trust models based on a variety of factors related to the transaction, the ecosystem configuration, and the like. Likewise, a service provider, or other participant in the ecosystem may determine a preferred or default trust model by which transactions are conducted with the service provider. By providing support for transaction-specific trust model determination, the platform may facilitate dynamic trust model determination and transactional use that can be influenced by a plurality of factors including transactional factors, ecosystem instantiation factors, service-provider preference factors, mobile network provider preferences, and the like.

[0432] Trust models may include single trust domain models, single trust cluster models, multiple trust cluster models, direct trust relationship, and the like. A single trust domain model is characterized by a one-to-one relationship between a mobile device and a mobile transaction platform server (also referred herein as a Wallet Service Center (WSC) server. However, the WSC experiences a one-to-many relationship with implicitly trusted service providers. The device wallet and the WSC handle user authentication, payment authentication, and the like for the service providers who rely on the WSC to ensure transaction and end user integrity. FIG. **49** depicts an embodiment of a single trust domain model. A device wallet **4902** communicates directly with a WSC server **4904** in a one-to-one relationship as described above. Each of a plurality of trusted service provider servers **4908***a* and **4908***b* communicate over a network with the WSC server **4904**. The WSC server **4904** may perform all wallet and user related authentication, validation, payment approval, and the like, while service providers **4908** implicitly trust the WSC server **4904** for this purpose. A user of the wallet **4902** may conduct transactions through the WSC server **4904** to any of a variety of service providers **4908** without needing to share confidential or personally identifiable information with the service provider.

[0433] Trust models may also include a single trust cluster model as depicted in FIG. **50**, which assumes that a trusted third party (TTP) **5002** is accessible in the ecosystem. The service providers **4908** do not maintain a direct trust relationship with the end-user via the device **4902**, nor do they maintain an implicit trust relationship with a WSC **4904**. Instead, the WSC **4904** performs authentication of the user/mobile device **4902** and may share such authentication via a ticket or token that the mobile device **4902** can explicitly provide to the TTP **5002** where transactions between an end user **4902** and a service provider **4908** may be consummated. An MTP Server **4904** maintains a strong relationship with the TTP **5002**, and acts as a user registration entity. For example, in PKI authentication, the MTP Server **4904** acts as an RA (Registration Authority), while CA (Certification Authority) is considered to be a TTP **5002**. As noted, service providers do not necessarily trust the MTP Server **4904** for authentication; however, the MTP Server **104** is trusted as an identification provider (IdP). Each service provider **4908** can authenticate the user identified by this ID, using the credentials forwarded by MTP Server **4904**. A transaction is conducted via an explicit trust relationship between a wallet **4902** and a TTP **5002**, wherein a wallet and a TTP can identify and authenticate each other securely. The Wallet's credentials need not be shared with the MTP Server.

[0434] Trust models may include a multiple trust cluster model as depicted in FIG. **51**, which may include a distinct TTP **5002** for each of a plurality of service provider clusters **5102**. Each cluster-specific TTP may establish direct trust with a wallet **4902**. The MTP server **4904** performs user registration, identity providing, and the like as depicted and described with respect to FIG. **50**.

[0435] Trust models may also include a direct trust relationship as depicted in FIG. **52**, in which no two entities are compelled to trust each other. Each service provider **5204** maintains a direct credential with the user/client **4902** and authenticates directly.

[0436] The main characteristics of this model include: wallet/user **4902** maintains a credential for each service provider **5204** separately. For each transaction/service, the wallet has to be authenticated by each entity involved in the service fulfillment. A MTP Server does not control all aspects of a transaction; rather a transaction context is shared between each service provider. A wallet can use any type of authentication with the service provider, as far as it meets the security/risk requirements of the service provider. In an example, for a bill issuer authentication can be as simple as user's zipcode and mother's maiden name. For a payment service provider, this can be a credit card CVV or VbV/SecureCode password. Other authentication methods can be incorporated into direct trust relationship models including without limitation, three-dimensional authentication of the user, device, and domain.

[0437] The methods and systems of transaction processing with a plurality of trust models may include providing a multi-domain ecosystem platform for secure personalized transactions capable of operating with a plurality of distinct trust models. In such methods and systems a mobile transaction processing system may be configured with a plurality of servers and a plurality of client devices deployed in a network. Each server may be configured to facilitate secure personalized transactions among the plurality of client

devices and a plurality of service provider servers in the network. The system may include at least one of the plurality of client devices configured with a multi-tenant capable wallet operable in a container-based execution environment, wherein the wallet is accessible through a widget disposed on the at least one of the plurality of client devices. The plurality of servers in the system may be further configured to facilitate transactions between the at least one of the plurality of client devices via the widget and at least one of the plurality of service provider servers via any of a plurality of trust models including a single trust domain, a single trust cluster, multiple trust clusters, and a direct trust relationship. A single trust domain may comprise a central wallet service center server that interfaces with an electronic wallet on a user device and facilitates establishing secure transaction channels with trusted service providers. A single trust cluster may comprise a trusted third party server for securely exchanging confidential wallet information with a personal electronic wallet and a wallet service center server for facilitating direct authentication of the user by a each of a plurality of service providers via the third party server, wherein the wallet service center server delivers user identification and security keys to at least one of the plurality of service providers. Multiple trust clusters may comprise a plurality of distinct trusted third parties each configured with at least a server for exchanging confidential wallet information with a personal wallet and further for exchanging user and/or device identification provided by a wallet service center with a plurality of cluster-specific service providers. Also, a direct trust relationship comprises a home wallet service center server for establishing transaction context with an electronic wallet that facilitates establishing an authenticated transaction channel directly between the electronic wallet and the service provider. The widget disposed on the client device(s) may be configured for secure interaction with a specific service provider or through an intermediary with a specific provider. The widget may further be configured on the mobile device over the air through an electronic interaction between the mobile device and a networked server associated with the specific provider.

[0438] The methods and systems described herein of multi-domain ecosystem secure personalized transactions includes a secure mobile wallet operative on a mobile device. The secure mobile wallet may include a plurality of distinct user accounts. In an example, access to a distinct user account may be facilitated by a provider-specific trust model through a widget disposed on the mobile device. In an example, the widget may be configured for secure interaction with a specific provider. In an example, the widget may be configured for secure interaction through an intermediary with a specific provider. In an example, the widget may be configured on the mobile device over the air through an electronic interaction between the mobile device and a networked server associated with the specific provider.

[0439] The methods and systems described herein of multi-domain ecosystem secure personalized transactions includes a method of trust model determination for a mobile transaction in an ecosystem for secure personalized transactions. The method may include configuring a plurality of servers deployed in a network to facilitate transactions between a client device and a provider-specific server through any of a plurality of trust models. The plurality of trust models may include such as a single trust domain, a single trust cluster, multiple trust clusters, and a direct trust relationship. The method may further include analyzing a default trust model for a transaction between the mobile device and the provider-specific server to determine a measure of risk associated with the transaction. The method may further include conducting the transaction through one of the default trust model and another trust model from the plurality of trust models, based on the resulting measure of risk. In an example, conducting the transaction may include accessing a wallet function on the mobile device via a provider-specific widget executing on the mobile device. The the provider-specific widget may be selected based on the resulting measure of risk. In an example, the measure of risk may be based on a location of the mobile device. In an example, the measure of risk may be based on a location of the provider-specific server relative to a location of the mobile device. In an example, the measure of risk may be based on aspects of a network over which the mobile device is conducting the transaction.

[0440] The methods and systems of secure personalized transactions in an ecosystem may include a mobile wallet that is capable of operating with a plurality of distinct trust models. Such a secure mobile wallet may be operative on a mobile or other client device and may comprise a plurality of distinct user account. Access to a distinct user account may be facilitated by a provider-specific trust model via a widget disposed on the mobile device. As noted above the widget disposed on the client device(s) may be configured for secure interaction with a specific service provider or through an intermediary with a specific provider. Also as noted above, the widget may further be configured on the mobile device over the air through an electronic interaction between the mobile device and a networked server associated with the specific provider.

[0441] The mobile transaction processing system as described herein for providing an ecosystem for secure personalized transactions may facilitate trust model determination for a mobile transaction. Model determination may include configuring a plurality of servers deployed in a network to facilitate transactions between a client device and a provider-specific server via any of a plurality of trust models including a single trust domain, a single trust cluster, multiple trust clusters, and a direct trust relationship. Model determination may further include analyzing a default trust model for a transaction between the mobile device and the provider-specific server to determine a measure of risk associated with the transaction. Based on the resulting measure of risk, the transaction may be conducted via the default trust model or another trust model selected from the plurality of trust models that include a single trust domain, a single trust cluster, multiple trust clusters, and a direct trust relationship.

[0442] Conducting the transaction may include accessing a wallet function on the mobile device via a provider-specific widget executing on the mobile device. The provider-specific widget may be selected based on the resulting measure of risk, which may be based on a location of the mobile device or a location of the provider-specific server relative to a location of the mobile device. Also, the measure of risk may be based on aspects of a network over which the mobile device is conducting the transaction.

[0443] The methods and systems described herein of multi-domain ecosystem secure personalized transactions includes a domain-specific program language for use in an ecosystem. The ecosystem may include an instrument issuer, a service provider, an acquirer, and a client. The domain-specific program language may include a syntax that may be compliant with such as XML, CSS, and Javascript. The language may further include an object that may enable a wallet-related

function on a client device. In an example, the enabled wallet-related function may be at least one of a wallet container, a wallet, a widget, and a wallet companion applet.

[0444] The mobile transaction platform methods and systems that facilitate secure personalized transactions in a multi-domain ecosystem may include an multi-domain ecosystem domain-specific language that supports XML, CSS, Javascript and the like for creating wallets and widgets that may be configured to operate as a runtime component of a container. Such a language may include one or more objects, tags, metadata elements and the like that may enable a container, wallet, widget, companion applet and the like. The multi-domain ecosystem domain-specific language may provide domain specific Javascript or XML functions to access a variety of modules, functions, and services of the mobile transaction platform. In addition, functions for enabling NFC operations, accessing barcode information, and the like may also be included.

[0445] By creating a domain-specific set of functions within a standardized software pattern (e.g. an official language), the domain-specific language reveals functions through standardized patterns so that users and software-related architects may readily determine that a domain-specific language is being patterned. This domain-specific language is applied to software programming and module configuration of an ecosystem that is described herein to, among other things, simplify generating code to take action for that domain. Each domain-specific function may represent a uniquely novel aspect of the domain-specific language. The software development environment of the MTP may allow use of the domain-specific set of functions as a variant of the domain-specific language. In an example, adapting the domain specific-language with a wallet enabling function may provide a modified language that is particularly suited for development of functions that enable creation of services that support secure, personalized, mobile transaction services. A developer can use the MTP domain-specific language to create services based on the set of functions that may be specific for creating secure mobile transactions. As a domain-specific language, there may be provided native tools to check the language; validate the use of it; and ensure that encryption is properly used.

[0446] The methods and systems described herein of multi-domain ecosystem secure personalized transactions includes a platform for serving secure personalized transactions in a multiple domain ecosystem. The platform may include an interpreter for interpreting domain-specific program language objects for enabling wallet-related functions that are relevant to at least one of the multiple domains. In an example, the interpreter may be a runtime interpreter. In an example, the interpreter may be a runtime container executing on a client device. In an example, the enabled wallet-related function may be at least one of a wallet container, a wallet, a widget, and a wallet companion applet.

[0447] In addition to an XML, CSS, and Javascript compliant language, the MTP may include a domain-specific language interpreter that may operate on the client device (e.g. as part of the runtime client). The runtime itself may be a language interpreter, which interprets the code based on the domain-specific language and executes that functionality on the client (e.g. a mobile phone). A client operable runtime (e.g. container) may facilitate interpreting domain specific language elements that are relevant to a domain, such as the multi-domain ecosystems for secure personalized transactions described herein. Although the description of the domain-specific language is based on a standard language that is Javascript, XML, and CSS compliant, the domain-specific language could be based on nearly any interpreted language (e.g. VB script, visual basic, and the like).

[0448] Such a domain-specific programming language for use in an ecosystem involving an instrument issuer, a service provider, an acquirer, and a client, may include a syntax that is compliant with XML, CSS, and Javascript, and a domain-specific object/element/tag that enables a wallet-related function on a client device. In particular, the enabled wallet-related function may be a wallet container, a wallet, a widget, a wallet companion applet, or a combination thereof.

[0449] A platform for serving secure personalized transactions in a multiple domain ecosystem, such as an MTP may include an interpreter for interpreting domain-specific program language objects for enabling wallet-related functions that are relevant to at least one of the multiple domains. The interpreter may be a runtime interpreter, a runtime container executing on a client device, and the like. Also, the enabled wallet-related function may be at least one of a wallet container, a wallet, a widget, and a wallet companion applet.

[0450] The methods and systems described herein of multi-domain ecosystem secure personalized transactions includes a set of tools for securing content in a multi-domain ecosystem. The set of tools may include a software development kit for constructing a mobile transaction ecosystem. The set of tools may further include a set of domain-specific functions for enabling client-side functionality of at least one of a widget, a wallet, a container, and a companion applet. The set of tools may further include device agnostic application programming interfaces. The set of tools may further include device-specific application programming interfaces. The set of tools may further include enabling tier functions for facilitating interoperation with client device software and hardware. The set of tools may further include widget publishing modules to facilitate availability of provider-specific widgets for delivery and downloading to a client device.

[0451] As described herein, a software development kit (SDK) for a mobile transaction processing platform (MTP) may facilitate securing content in a multi-domain ecosystem for secure personalized transactions. The MTP SDK may provide service provider programmers and the like with tools for implementing and configuring transaction workflows, service provider-specific widgets for use on client devices, wallets that include device specific and device agnostic capabilities that may be accessed through APIs, and the like to secure content. The SDK leverages an on-device runtime container that further facilitates isolating widgets, wallets, and the like to facilitate seamless content security. The runtime container, also referred herein and elsewhere as mClient may also include a user interface framework, and a workflow engine that provide service execution, actions, application (e.g. widget) execution control, scripting, and communication support for a variety of communication channels. The MTP tools for securing content in a multi-domain ecosystem for secure personalized transactions may facilitate a development process that includes defining business requirements, creating user interface flows, developing widgets, applets, and server-based applications, building and testing the developed elements.

[0452] The methods and systems described herein of multi-domain ecosystem secure personalized transactions includes a network-enabled server for configuring a set of service

provider tools for a multi-domain ecosystem for secure personalized transactions. The network-enabled server may include a mobile transaction platform server. The network-enabled server may further include a wallet service center development environment operable on the platform server. The network-enabled server may further include a wallet service center runtime module operable on the platform server. The network-enabled server may further include a software development kit for constructing and maintaining server-based and client-based elements of the ecosystem. In an example, the elements of the ecosystem may include wallets, widgets, companion applets, and containers.

[0453] The MTP may comprise a platform for configuring a set of service provider tools for a multi-domain eco system for secure personalized transactions. The MTP may comprise a network-enabled server for configuring a set of service provider tools including a wallet service center development environment operable on the network-enabled server, a wallet service center runtime module operable on the server, and a software development kit for constructing and maintaining server-based and client-based elements of the ecosystem. The client-based elements that may be maintained may include wallets, widgets, companion applets, containers, and the like.

[0454] A widget configuration capability of a mobile transaction platform may include one or more applications operable on a client device in an ecosystem. The widget configuration application(s) may include a user interface that initially appears as a gray widget. The configuration application may include a user interface by which widget user interface icons and the like may be positioned in the gray widget, customized in look and feel (e.g. layouts, color, etc) and saved on the client device for use as a validated widget. Such a widget configuration application may enable user-specific customization of widget interfaces.

[0455] The methods and systems described herein of multi-domain ecosystem secure personalized transactions includes a mobile application for in-situ customizing of a portion of a widget. The mobile application may include a user interface template for receiving widget functional code and descriptors from a widget development process performed on a networked server. The mobile application may further include a user interface for facilitating access to widget features and functions through icons defined by a widget descriptor. The mobile application may further include an algorithm for configuring a widget downloaded to the device on which the user interface may be displayed based on user actions detected in the user interface. In an example, the user interface template may be automatically configurable based on the widget descriptor. In an example, the application for in-situ customizing of a portion of a widget may operate on a mobile device. In an example, the application may execute within an mClient container runtime environment.

[0456] The MTP may include a mobile application for in-situ customizing of a portion of a widget that may include a user interface template for receiving widget functional code and descriptors from a widget development process performed on a networked server, a user interface for facilitating access to widget features and functions via icons defined by a widget descriptor, and an algorithm for configuring a widget downloaded to the device on which the user interface is displayed based on user actions detected in the user interface. The application may automatically configure the user interface template based on the widget descriptor. The application for in-situ customizing of a portion of a widget may be adapted to operate on a mobile device. The application may execute within an mClient container runtime environment.

[0457] The methods and systems described herein of multi-domain ecosystem secure personalized transactions includes a server-based application that includes a set of reference mobile transaction platform services. The application may further include an automated wizard application for accessing the set of reference services and configuring at least one service from the set of reference services based on user input. In an example, the automated wizard application may facilitate in configuring at least one of client element distribution, issuer environments, settlement environments, aggregation services, transaction medium support, support for handset types, user experience, business model, and regulatory considerations based on the user input.

[0458] The methods and systems described herein of multi-domain ecosystem secure personalized transactions includes an ecosystem configuration guidance system that includes a set of reference mobile transaction platform services. The ecosystem configuration guidance system may further include an automated wizard application for receiving user input associated with a desired ecosystem configuration. The automated wizard application may also be operable for recommending a configuration of at least one service from the set of reference services based on the user input. In an example, the set of reference services may include such as distribution services, continuum use services, issuer services, settlement services, aggregation services, transaction medium requirements, handset and operating system considerations, user experience factors, business modeling, and regulatory considerations. In an example, the user input associated with a desired ecosystem configuration may be a hyperlink. In an example, the wizard may search for information based on the hyperlink and may populate at least one reference service template. In an example, the hyperlink may be a link to a website of a service provider operating the wizard.

[0459] The mobile transaction platform may further include a wizard to facilitate configuring a plurality of aspects of a multi-domain ecosystem for secure personalized transactions. The wizard may be an automated application or the like that accesses a set of reference mobile transaction platform services and configures at least one service from the set of reference services based on user input. In an example, the automated wizard application facilitates configuring at least one of client element distribution, issuer environments, settlement environments, aggregation services, transaction medium support, support for handset types, user experience, business model, and regulatory considerations based on the user input.

[0460] The mobile transaction platform may alternatively include an ecosystem configuration guidance system that may include a set of reference mobile transaction platform services, and an automated wizard application for receiving user input associated with a desired ecosystem configuration and recommending a configuration of at least one service from the set of reference services based on the user input. In an example, the set of reference services may include distribution services, continuum use services, issuer services, settlement services, aggregation services, transaction medium requirements, handset and operating system considerations, user experience factors, business modeling, and regulatory considerations.

[0461] The ecosystem configuration guidance system may receive a hyperlink as user input associated with a desired

ecosystem configuration. The wizard may search for information based on the hyperlink and may populate at least one reference service template.

[0462] In another example, the hyperlink may be a link to a website of a service provider operating the wizard.

[0463] A method of type-length variable data communication among participants in an multi-domain ecosystem for secure personalized transactions may include receiving a plain old java object at a producer server that is a participant in the multi-domain ecosystem; converting the received plain old java object to a type length variable stream that complies with a type length variable protocol; and transmitting the converted object via a one-way message bus from producer to a mobile device participant in the multi-domain ecosystem. The plain old java object may conform to type length variable protocol guidelines. The type length variable protocol may support streaming, float support, and prepended runtime class type information.

[0464] The present method may provide for a message bus for a mobile transaction platform in a dynamic ecosystem for secure commerce and payment transactions. The message bus may enable the one-way exchange of ancillary data between components within a mobile transaction platform (MTP). The message bus may be channel agnostic to allow the exchange of data through multiple channels. The multiple channels may be proprietary protocol channels, a short-messaging-service (SMS) channel, the push notification framework of a mobile network operator, and the like. The proprietary protocol channel may be a type length variable (TyLV) protocol channel. The TyLV protocol channel may enable mobile device software to communicate with a transaction platform. The TyLV protocol channel may facilitate the conversion of a plain old java object (POJO) to be converted into a TyLV protocol stream and a TyLV protocol stream to be converted into a POJO. The conversion process may be an automated conversion process. The conversion process may require that the POJO conform to guidelines. The guidelines could require that the POJO: be a publicly defined class, implement the marker interface com.csam.wsc.daf.tylv.TyLVBindObject, have data member values that are all non-final, non-static, non-transient, and public, be a non-negative number, pass null instead of the actual value to indicate an optional value, not be an anonymous class, must provide a default constructor, provide class type information for the decode operation, and the like. The TyLV protocol may also require that member value types be declared. Member value types may be: short and its wrapper Short class, int and its wrapper Integer class, long and its wrapper Long class, Boolean and its wrapper Boolean class, java.math.BigInteger, byte array, java.util. Map and its sub types, java.util.List and its sub types, Composed user defined types implementing TyLVBindObject, java.lang.String, representing java modified UTF encoding, java.util.Date, C-SAM defined com.csam.wsc.core.util.BitSequence class type, and the like. The TyLV protocol may also support other functions. Other functions may include inheritance support for streaming, float support, runtime class type information prepended to the actual data of that class type, and the like. The one-way exchange may enable the sending of data objects without explicitly requiring network round-trips. The ancillary data may not be the primary payload of a service request. The ancillary data may be received and consumed by a consumer, which may reside within a mobile application. The mobile application may be a wallet application or the like. The ancillary data may be produced and sent by a producer. The producer may be a component within the mobile transaction platform.

[0465] The message bus for a mobile transaction platform in a dynamic ecosystem for secure commerce and payment transactions may provide for a message. The message may be an atomic packet of data that can be transmitted over a communication link. The message may be any business object that could be exchanged in the form of data through the message bus. The message be be comprised of a message ID and payload. The message ID could be the unique identifier of the message determined by a developer of the system. The payload may be the actual data exchanged between the producer and the consumer. The format of the payload data may be a string. The message may be sent by a component on a channel. The message may be received and processed by a receiver component.

[0466] The message bus for a mobile transaction platform in a dynamic ecosystem for secure commerce and payment transactions may provide for a message channel. The message channel may be a virtual pipe that connects a sender component to a receiver component. The sender component may write information to the message channel and the receiver component may read information from the message channel.

[0467] The message bus for a mobile transaction platform in a dynamic ecosystem for secure commerce and payment transactions may provide for a message class. The message class may be a platform message or a wallet message. The platform message may not be meant for service consumption and may be consumed and acknowledged by the runtime. A developer may receive a notification for the message in JavaScript and the message may be flagged as consumed. The message may not be able to be acknowledged from JavaScript. An attempt to acknowledge a platform message from JavaScript may be ignored. The wallet message may be made for service consumption and acknowledgement from JavaScript. The wallet message may be produced by the server and may be transformed into an equivalent JSON format and passed to a device.

[0468] The message bus for a mobile transaction platform In a dynamic ecosystem for secure commerce and payment transactions may provide for consumers and producers. Consumers may be entities or components responsible for consuming messages. Producers may be entities or components responsible for producing messages. Consumers may be applications running on mobile devices. Producers may be server components. The producer may register against a message ID. The message ID may uniquely identify the message. The consumer of a message may be the runtime if the data is owned by the runtime. The message may be passed to the central message handling function of the container application. The producer may consume an acknowledgement for a message produced by the producer when the message is returned by the consumer to the producer via the message bus.

[0469] With reference to FIG. **53**, there is illustrated a message bus communication architecture **5302** for a mobile transaction platform in a dynamic ecosystem for secure commerce and payment transactions according to exemplary and non-limiting embodiments. A message may be consumed when the messages **5304** arrive through a channel **5306** to a message bus **5308**. A channel may be a set of messages. A message **5304** in the channel **5306** may be an item, which will be dispatched to a consumer who has registered for it with the message bus **5308**. The messages may be dispatched in the

sequence of their occurrence on the channel. Multiple messages **5304** may be dispatched in a batch piggybacked to the same response packet.

[0470] With continued reference to FIG. **53**, a consumption strategy **5316** may determine the process of dispatch for items. The process may be to dispatch the messages **5304** in the sequence of the messages' occurrence on the channel **5306**. Multiple messages may be disputed in a batch piggybacked to the same response packet. A consumer **5310** may send an acknowledgement when it consumes a message **5304** to indicate the successful consumption of the message **5304**. The acknowledgement may hold the value indicating the successful or unsuccessful consumption of the message **5304**. The acknowledgment may be sent back to the server when a mobile application sends its next request to the server. The acknowledgement may be sent during the next request in the next new application session. The acknowledgement may be sent instantaneously and in real-time by the consumer **5310** initiating a special response sequence to acknowledge processing of the message (**804**).

[0471] With continued reference to FIG. **53**, a producer **5312** may begin message production when a response is to be sent via the message bus **5308**. The registered producers may produce messages and dispatch them on the output channel. The messages **5304** may then be encoded and the entire list may then be sent via the message bus **5308**. A server-based producer may produce a java object which may then be converted to an equivalent JSON object by the mobile transaction platform infrastructure. The production strategy **5314** may dispatch the message on the output channel in the order of the producers registered. The mobile transaction platform server may provide a producer registry where developers register their respective producers. The registration order for the producers may be the order in which the producers are invoked when there is an opportunity to deliver a message.

[0472] In accordance with exemplary and non-limiting embodiments, the present disclosure provides a type-mapping scheme and type definition rules for converting any Plain Old Java Object (POJO) to a Type Length Variable (TyLV) stream and vice-versa. The scheme may enable developers to write device based use cases to define POJOs, which may be converted on the fly to the corresponding TyLV stream. In an example, the TyLV stream may be used in accordance with the TyLV protocol which may enable any device based software to communicate with a transaction provider to accomplish a task.

[0473] In an embodiment, on the fly streaming may help the developers in abstracting away non-essential streaming details. This in turn may result in freeing the developers from understanding a myriad of TyLV protocol related details. The type mapping scheme and the type definition rules of the present invention may be used in defining device based use cases and other interactions based on the TyLV protocol.

[0474] In an example, the mapping and type definition rules may be defined and used as guidelines such as to cause POJOs to be streamed to the TyLV protocol. A POJO which follows these defined set of guidelines may be referred to as a TyLV compliant POJO. In an example, the guidelines may include such as a rule to define a POJO as a publicly defined class. Further, the POJO may implement a marker interface such as com.xyz.wsc.daf.tylv.TyLVBindObject. In an event of failure of such an implementation, runtime errors of the nature of ClassCastException may be generated. in various embodiments, data members of a POJO may be non-final, non-static, non-transient and public (while all other type of objects may be ignored for the purpose of streaming). In an embodiment, POJO members of integral nature may not supply negative values as the failure to do this may result in runtime exceptions being thrown with a message such as "Decoder does not support length computation of negative numbers". The guidelines may include a rule to allow the POJO to declare member variables such as short and its wrapper Short class, integer and its wrapper Integer class, long and its wrapper Long class, boolean and its wrapper boolean class, java.math.BigInteger, bytearray, java.util.Map and its sub types, java.util.List and its sub types, composed user defined types implementing TyLVBindObject, javalang.String (representing Java modified UTF encoding), java.util.Date, com.csam.wsc.core.util.BitSequence class type, and the like. In an example, specification of a variable of a type such as other than those defined such as other than those mentioned above may result in runtime exceptions. In cases such as where an object is an aggregate object, the object may be declared as a public inner static or non-static class.

[0475] In an example, as per the rules specified for a Java class format, a compiler may generate synthetic fields for non-static inner classes.

[0476] In an example, the key value pairs such as contained within java.util.Map instance maybe of the type java.lang.String, and overriding Object.toString may not be very helpful for such key value pairs.

[0477] In an alternate example, TyLV protocol implementation may allow Boolean or Boolean data type but internally, it may encode or decode this data types as an 8-bit byte. Thus, a Boolean value true may be treated as 1, and a Boolean value false may be treated as 0. Also, the class type com.xyz.wsc.core.util.BitSequence supported by TyLV protocol may be internally treated an integer-32 value. Further, the data types may be stringized in a specific format. Additionally, a map containing zero entries may not be allowed and a null may be used to represent map as an optional value.

[0478] In an example, systems using TyLV protocol may support the Universal Character Set or UCS Transformation Format (UTF) encoding definition modified by the Java platform, as the java.lang.String types may be Universal Character Set or UCS Transformation Format (UTF) encoded. Further, primitive type members may not be optional.

[0479] In an example, byte may be non-empty and composed types may be declared on the basis of their concrete types rather than on the basis of the interface they implement.

[0480] In an example, TyLV protocol may support a Homogeneous, variable length, List with objects of same type. The type of objects may be any Java class type or any user defined class type, and may include Wrapper types to support primitive type data.

[0481] In an alternate example, additional guidelines related to POJOs may include defining a rule for any POJO or any of its member variables such that passing a null value instead of an actual value may indicate an optional value. Further, a rule may be defined such that a TyLV compliant POJO may not support type inheritance. Also, declaring a POJO or any of its members as an Anonymous Class may result in runtime exceptions. Additionally, a default constructor may need to be provided as the TyLV engine may not be able to use a defined constructor.

[0482] In an example, additional guidelines related to POJOs may include a rule such that a TyLV codec may require a class type information for decode operation, so that the

TyLV engine may correctly identify the BindObject interface implementation type or List content object type which may be populated with decoded data appropriately. In an example, the class type information may be provided as comma separated list of fully qualified class name string values. In an example, the class type information is included herein below.

```
Public class Parent implements BindObject {
Public BindObject child1;
Public int child2;
Public List child3;
}
```

[0483] Additionally, an example of a class type declaration as Action Configuration Parameter may be provided in the following manner:

```
com.xyz.wsc.comms.Parent, com.xyz.wsc.comms.
CertificateResponse, com.xyz.wsc.comms.Certificate
```

[0484] In the above examples, the parent class may resemble the parent class type which may be composed of BindObject type child1, int type child2, and List type child3. Also, in the class type declaration example, the second class type declaration CertificateResponse may be used to identify the run time type information for child1. Similarly, third class type declaration, the Certificate, may identify the child3 content that may be of the type of object collected in list. The list data content may be provided as any of the wrapper types like Integer, Map or may be any other valid Java type. It may result in a runtime exception if class type information is not provided.

[0485] In an example, additional rules may be defined regarding streaming of object graphs using the TyLV protocol. The streaming of object graphs in the TyLV protocol may be similar to Java object serialization protocol. However, in the TyLV protocol, all the objects composing the graph may be TyLV compliant. Further, a root object of the graph may almost always be an object implementing the TyLVBindObject interface.

[0486] In an example, the TyLV compliant POJOs may be defined as plain value aggregation objects that may not contain any functionality. These POJOs which may be defined for the purpose of TyLV streaming may be used only in scenarios where streaming is the prime objective. Further, putting computation in the POJOs may be avoided.

[0487] In an example, probable range of values for an integral data type may be identified before defining it. As an example, defining a long variable for carrying values that may be accommodated in a short type may be avoided if the probable range of values for the variable is known. In order to achieve this objective, a type may be assigned by such as anticipating the max value that may need to be transferred. However, in other embodiments such as in cases where anticipation of the maximum value is not possible, the most accommodating type may be selected accordingly. Further, it may be advisable to take care of underflows and overflows in code which may involve numeric computation. This may be helpful in avoiding assignment of negative values to bind object members, which may not be supported by the engine.

[0488] In an example, the TyLV protocol may include inheritance support for streaming. Further, as a protocol change, negative values and float support may be enabled. Also, the TyLV protocol may support prepending of runtime class type information to the actual data of that class type. This may be similar to serialization of an object in Java, and may enable the decoding engine to identify a correct actual bind object type or the list content object type.

[0489] An example of a valid POJO may be defined as:

```
Class ValidBindObject implements TyLVBindObject{
public String member1 ;
public int member2 ;
public AggregateObject member3 ;
public AnotherAggregateObject member4 ;
public AnotherAnotherAggregateObject member5 ;
public static class AggregateObject implements TyLVBindObject{
public int member1 ;
public String member2 ;
}
public class AnotherAnotherAggregateObject implements TyLVBindObject{
public int member1 ;
public String member2 ;
}
}
```

[0490] An example of an invalid POJO may be defined as:

```
class InvalidBindObject implements TyLVBindObject{ @1
public final String member1 ; &&1
public static int member2 ; &&2
private int member3 ; &&3
public TyLVBindObject invalidAggregateMember4 = new
TyLVBindObject( ) {@2
};
public InvalidBindObject (String value){ @3
//whatever
}
public TyLVBindObject invalidAggregateMember5; @4
```

[0491] In the above examples, error points may be indicated such as by @XX and ignored points may be indicated such as by &&. In an example, these errors may be runtime errors.

[0492] In accordance with exemplary and non-limiting embodiments, this document discloses an MTP 5.x wallet and widget infrastructure model for mPayment and mCommerce ecosystems. The MTP 5.X model may address and incorporate customer feedback on various features associated with an MTP 4.x abstraction model which may be related to committing to an abstraction model and reliance on middleware to build phone application. Some of the exemplary features of MTP 4.x that the model 5.x may address may be such as but are not limited to customer desire to such as incorporate new phone features instantly without waiting for support from middleware providers; expensive training on a new, proprietary tool that may include Human Resource (HR) related concerns; considerable rework and cost required in migrating away from the middleware.

[0493] In an example, the MTP 5.x model may support development simplicity, lower on-going maintenance effort, and an ability to support third party widgets.

[0494] In an example, an MTP 5.x client may provide flexibility to developers to such as use one or more of the capabilities of the model. The architecture may comprise stand-alone libraries that may contain infrastructure components such as Comms, NFC, Crypto and the like. In accordance with the MTP 5.x model, these components may be extracted into stand-alone libraries. Further, parts or the entire mobile application may be built entirely on a native phone operating

system. These parts may include user interface components, business logic, or any other components of the mobile application. Further, the widgets provided in the model may be supported through such as a phone independent application programming interface (API) layer. In an example, the widgets may also use application programming interfaces (APIs) that may be offered by the mobile application, which may be in addition to the application programming interfaces (APIs) available from the runtime. In an example, the model architecture may allow client runtime, to be bundled within the mobile application. In an alternate example, the mobile application may be built on the runtime.

[0495] In an example, the modularity of the MTP 5.x architecture may allow three types of deployment for a mobile application. These three deployment models may include such as an independent native application model, a hybrid ecosystem application model, and a cross platform ecosystem application model. These models may be discussed in greater detail in succeeding description of the invention as follows.

[0496] The independent native application model OM1.1 (hereafter referred to as model 1 for simplicity) may be targeted to customers that may not need widgets. This may provide a unique and custom user experience for such customers. The model 1 may include a phone operating system environment including such as a plurality of mobile libraries. The libraries may be used by such as a mobile application such as an mWallet client application. The mobile libraries may facilitate the customers to leverage the existing mobile libraries to build mobile application components, such as a Crypto component or a Comms component, instead of having to build the components from scratch. The libraries may be designed to facilitate mobile transactions and wallet related capabilities. In an example, the mobile libraries may be coupled to the MTP server and may provide a complete out of the box infrastructure solution for the customers of the mobile application.

[0497] As an example of the independent infrastructure support capabilities of the model 1, a crypto component may be built using this model such that it may provide more than just wrappers over the native crypto operations. The component may perform as a security component that may handle functions such as key generation, key management, personal identification number (PIN) management and the like.

[0498] In an example, each of the libraries may be incorporated by itself, without any external dependency. The developers of the mobile application OM214 may integrate best of the breed libraries from third party sources to provide the complete mobile application solution OM214.

[0499] The hybrid ecosystem application deployment model (also referred to as a model 2 hereafter for simplicity of the description) may be targeted to customers that may require a unique, native experience along with a capability of service extensibility through the widgets. The model 2 may include a mobile application and application programming interface which may be built such as over a phone operating system. In accordance with the model 2, the entire client runtime software may be bundled with the mobile application. The phone operating system may include a plurality of libraries which may be used by the mobile application such as the mWallet client application. The model 2 may also include the widgets that may be supported by such as a phone independent API. In an example, the model 2 may be capable to not compromise on user experience, performance or application functionality. The model may have higher development costs as a variable portion of the mobile application such as the mWallet may be custom built for each phone platform.

[0500] In an example, the client runtime software of the model 2 may switch between native screens and screens built using extensible markup language (XML) through a toolkit. The runtime may also allow integration of actions developed such as in JavaScript, that may be through the toolkit, and actions developed through native implementations. In this manner, in an exemplary embodiment a large part (such as 80 percent) of the mobile application may leverage the runtime and toolkit related development efficiencies while the rest may be built native for a differentiable experience. The widgets may be built using a toolkit such as using XML, cascading style sheets (CSS), and JavaScript. This may allow developers a greater flexibility while staying updated with all phone platforms as the developers may bypass the runtime to create functionality that may not be available through the runtime. In an example, the widgets may be able to use development support through the runtime. However, the widgets may also use the mobile application's exposed application programming interfaces (APIs) for development. The widget toolkit may make it easier and smoother for ecosystem service providers to develop the widgets. The application tools may be enhanced to support hybrid assembly and packaging.

[0501] FIG. OM1.3 illustrates a cross platform ecosystem application deployment model in accordance with the MTP 5.x architecture. The cross platform ecosystem application deployment model (also referred to as model 3 hereafter for simplicity) may be a cost effective model that may be targeted to customers such as whose requirements may be fulfilled by the capabilities of the client application runtime. The model may include a mobile application and API built over such as a phone operating system that may include multiple libraries. Further, in accordance with the cross platform ecosystem application deployment model, multiple widgets may be supported by such as a phone independent API. Further, in accordance with this model, both the client application and widgets may be built using toolkits that may support cross-platform development.

[0502] In an example, the model 3 may be similar to a deployment model in accordance with an MTP 4.x version of the MTP architecture with the exception that MTP 5.x may facilitate or support platform extensions as opposed to the MTP 4.x version.

[0503] FIG. **54** illustrates a high level block diagram of various subsystems of a payment facilitator system **5400** as used in the deployment of a service delivery platform ecosystem (hereafter referred to as SDP **5408** for the purpose of simplicity of description and discussed later), in accordance with an exemplary embodiment of the present invention.

[0504] In accordance with an exemplary embodiment, various subsystems within the payment facilitator **5400** may include a point of sale (POS) **5402** terminal, application (APP) **5404** such as a mobile application **5404**, SDP **5408**, several issuer systems such as including the depicted issuer system **1 5410**, issuer system **2 5412**, and issuer system **3 5414**, without limitations. The various subsystems may be connected over a network such as a payment processing network **5418**. The APP **5404** can further include one or more widgets.

[0505] The payment facilitator **5400** of FIG. **54** may facilitate in leveraging mobile phones at a physical merchant POS **5402** such as the POS **5402** to such as enact payment of goods

and services. The mobiles phones may thus be utilized to facilitate payment as an alternative to plastic-based physical transaction cards such that a payment transaction can be processed, routed, and settled through the payment facilitator. As such, a merchant may be facilitated with the use of the payment facilitator **5400** as it may reduce the overall costs associated with a transaction. Also, the payment facilitator **5400** may be advantageous for a customer or a consumer as it provides a rewarding shopping or transaction experience that can save money such as through offers, loyalty, or the like promotional schemes or overall reduced prices offered by the merchants due to savings obtained by the merchants from the payment process with the use of the payment facilitator **5400**.

[0506] The payment facilitator **5400** may provide consumers a choice with multiple payment products across several issuers like issuers. The payment facilitator **5400** may provide an improved payment experience to the consumers as compared to other transaction modes and may be as simple as pulling out such as a physical leather wallet, selecting a card, and swiping it over a machine. Also, the payment facilitator **5400** may provide a secured platform with better risk management as compared to conventional plastic cards and payment options. The merchants may also be facilitated with the use of the payment facilitator **5400** such as making several available for the merchants with respect to their individual POS equipment. In addition, several promotional schemes or value added services such as coupons, offers, loyalty, and receipts can be integrated into the payment facilitator **5400** to provide a holistic retail experience for the merchants as well as the consumers.

[0507] In accordance with an exemplary embodiment, FIG. **54** depicts the payment facilitator **5400** from a payment perspective. However, as the payment facilitator **5400** scales similar models of the payment facilitator **5400** may be applied for other non-payment instruments such as coupons, loyalty cards, and the like.

[0508] In an embodiment of the present invention, the APP **5404** as shown in FIG. **54** may be a mobile application **5404**. The mobile application **5404** can include such as a wallet (also referred to as virtual wallet) as one of its components. A consumer can be associated with one or more such wallets. The wallets may facilitate consumers such as during payment processes for the sake of convenience, compactness, and interoperability provided by the wallets. Each of the wallets may be configured to hold a subset of a consumer's transacting instruments. In accordance with various embodiments, the wallet may securely store and protect consumer payment account information, organizing and managing lifecycle of consumer payment accounts, implement strong authentication as required to access the accounts, provide options for selection of a specific account for a transaction, execute the transaction with the POS **5402** or payment gateway with the selected account, implement and enforce business rules governing access to the accounts and transactions using these accounts. In accordance with several embodiments, several forms and implementations of the virtual wallets may be possible depending upon various parameters such as including without limitations an entity hosting the wallet, a channel through which a consumer transacts and location where payment credentials are stored, and the like.

[0509] In an exemplary scenario, a consumer or a user can create a wallet such as on a shopping store or website for example "merchant.com" and add payment cards using such as a web portal. In an example, such a wallet may be referred to as an on-line wallet that may provide convenience during such as purchase of products only from "merchant.com". It must be appreciated that the payment facilitator **5400** may facilitate the consumers to add their pre-existing payment accounts to the virtual wallets by themselves. However, in some other cases such as merchant issued cards (e.g. gift cards), the payment accounts may be added automatically.

[0510] In some examples, an entity such as a bank or any other financial institution (FI) may establish their own versions of the virtual wallet. In such cases, the entity may take on a significant level of risk and indemnify the merchants from fraud since they may provide wallet functionality such as holding an account, authenticating a user, card selection, and the like, and are issues merely for payment account. In such cases, the wallets may thus be limited to self-issued instruments.

[0511] The wallets and each payment type of the wallets may be configured to comply with such as defined business rules, interchange fees, PCI compliance, and the like such as by mapping various standards and payment pricing models across from plastic to the virtual wallets. In an embodiment, the wallets may be implemented in such as smart phones such as implemented within or using capabilities of mobile handsets or other such handheld devices. This may facilitate extension of the virtual wallets from an on-line deployment to the physical POS **5402**.

[0512] In accordance with the embodiments of the present invention, the wallet may be a component or a subsystem of the mobile application **5404** or the container as described above. The mobile application **5404** (as shown in FIG. **54**) may include several services and functions such as the wallet without limitations. For example, a mobile application **5404** with the wallet as one of the several mobile services, one or more additional services or functions may be provided such as to create a motivation within a consumer to purchase. Therefore, while the additional services may promote motivation to purchase, the wallet may provide the functionality required for the purchase to be completed or executed such that the focus of the wallet may be on purchases executed at the POS **5402** such as a physical POS **5402**.

[0513] FIG. **55** shows various components of the wallet, in an exemplary embodiment of the present invention. The wallet of FIG. **55** can be termed as a software wallet **5500**. In accordance with various embodiments and depending on the design of the payment facilitator and the service delivery platform ecosystem **5502**, the various components of the wallet may be variously located in any suitable combination of the mobile phone or any other handheld device **5504**, SDP **5508**, or the issuer system **5510**. Therefore, the wallet **5500** can be construed and viewed as a distributed component or a combination of distributed components that can run across multiple systems or subsystems such as shown in FIG. **55**. As shown in FIG. **55**, the wallet may include a vault **5512**, a reference store **5514**, a wallet controller **5518**, and a wallet view **5520**.

[0514] The vault **5512** may be a secured storage associated with each individual payment credential. In an embodiment, the vault **5512** may be consolidated on a secure element. In another embodiment, the vault **5512** may be distributed across several systems or subsystems such that each subsystem or system such as an issuer may retain control of the payment credential and release of such as single use tokens upon request. In an embodiment, the service delivery platform ecosystem may employ the distributed model, however

it must be appreciated that the use the consolidated model may be possible and within the purview of the invention.

[0515] The reference store **5514** may serve as a repository of reference data relating to such as the contents of the wallet. The reference data may include such as but is not limited to artwork and branding, issuer information, routing information (and reference identifiers), masked account data, metadata, and the like. In an embodiment, a subset of these data elements may be stored on such as the mobile phone such as within a memory of the mobile phone while the complete set or data may be stored on a server associated with the SDP **5508** referred to as SDP server (as discussed later in detail).

[0516] The wallet controller **5518** may be configured to implement such as a wallet specific business logic and lifecycle. The wallet controller **5518** may be configured to control and manage the wallet and provide interfaces such APIs to external systems that may access the wallet. Additionally, the wallet controller **5518** may be configured to implement protocols such as to communicate with the POS. For example, the wallet controller **5518** may reside on the SDP server in a typical deployment of the service delivery platform ecosystem of the present invention.

[0517] The wallet view **5520** may be a user interface associated with the wallet such as to facilitate access, interaction, population, and management of the wallets by respective users through means provided by the wallet view **5520**. The user interface provided by the wallet view **5520** may be created separately and preferably consistently for each channel such as including but is not limited a mobile phone, web, IPTV, and the like that may be used to access the wallet. In an embodiment of the present invention, the wallet view **5520** may be included in a container application designed for and associated with the service delivery platform ecosystem. In an embodiment, the wallet view **5520** may be included in a web interface for the consumers linked through the service delivery platform ecosystem.

[0518] In an exemplary embodiment, the payment facilitator may be deployed in a mobile wallet. The wallet may be deployed such as in mobile payment-based systems such as the service delivery platform ecosystem **5502** or the payment facilitator. The wallet **5500** may be configured so as to facilitate the consumers to choose a certified application to access the wallet such as the wallet associated with the payment facilitator from the cloud to perform payments. In an embodiment, these payments may be made at the POS. In another embodiment, these payments may be made at a remote locate location.

[0519] The wallet architecture may include such as the wallet view **5520**, wallet controller **5518**, wallet vault **5512**, application, reference storage **5514**, service delivery platform **5508**, a plurality of the issuer systems such as the issuer system **5510-5514**. The service delivery platform **5508** may further include a master wallet, and several application wallets such as a first application wallet, a second application wallet, and the like. The application may include such as a first application **1**, a second application, and an application for the payment facilitator.

[0520] In an embodiment, the SDP **5508** architecture may include several SDPs **5508** and SDP wallets with such as a hierarchical parent child relationship among them. The SDPs **5508** may be configured to maintain a parent-child hierarchy with multiple wallets. Each of the applications such as mobile applications may be linked to an independent wallet instance. The SDPs **5508** may be configured to maintain a parent-child relationship between such as a parent payment facilitator wallet and child application wallets corresponding to the respective parent wallets. In such a scenario, the architecture may be designed so as to define a single SDP **5508** and single wallet view **5520** to a consumer such that the consumer perceives as if interacting with a single wallet and SDP **5508** that is used from within different applications or different wallet views **5520**.

[0521] In a hierarchical architecture as discussed above, all instruments may be provisioned to the parent payment facilitator wallet i.e. to the reference store **5514** of the parent wallet of the payment facilitator. The actual wallet vault **5512** may be configured to remain with and under control of the issuer systems **5510**. However, in an embodiment, non-sensitive information may be provisioned to the SDP **5508**. The child wallets may be configured to have their own reference stores **5514** such as to enable a filtered view on the reference store **5514** of the parent wallet of the payment facilitator.

[0522] In embodiments, various wallet lifecycle rules such as PIN length, allowed PIN retried, and the like may be configurable independently for each wallet within guidelines such as set by the payment facilitator. The mobile application may request a token from the SDP **5508** at the time of payment. The SDP **5508** may be configured to use an enterprise service bus (ESB) to retrieve a token for the payment account. The token may be a one-time token such as generated by the issuer system. The request for token retrieval and generation may be associated with a strong authentication process by the SDP **5508** and an optional additional authentication available to the issuer system. The token may then be used at the POS through one of the available channels. In an embodiment, the individual mobile applications may communicate consumer services from the SDP **5508** through standard web services in order to access the corresponding wallet.

[0523] In accordance with some exemplary and non-limiting embodiments of the wallet architecture, the issuers may be involved in safeguarding payment credentials and issuing the tokens. The issuer may be allowed to control format of the token and may include additional security measures as appropriate and relevant. Further, the issuers may have minimal impact on chargeback and other exception scenarios as the issuer may be directly involved in provisioning and payment flows. The wallet architecture may also provide wallet accessibility from multiple mobile applications such as from the multiple wallet views **5520**. Also, during authentication, each wallet may be authenticated independently with such as independent passcodes and may be managed or activated or locked or suspended and the like independently while still providing a user with a consistent user experience. The wallet architecture may also enable a configurable rule-based filtering for filtering the reference stores **5514** for each child wallet thereby allowing a merchant to have an allowed subset of all the user's payment cards. Also, the architecture may facilitate default accounts to be easily set as per the respective wallets separately. The wallet architecture may also enable automatic population of the consumer's branded container of the payment facilitator with payment credentials in the consumer's master wallet. This may facilitate management of all accounts from a single location. Further, through this single location-based management, the users can also identify their other applications that are used to access their wallet of the payment facilitator.

[0524] The SDP **5508** as discussed and referred above, and shown in FIG. **54** may be configured as a system that may be

configured to package and deliver services to the consumers through several channels. The SDP **5508** may facilitate an organized, easy to consume manner packaging and delivery of the services through the multiple channels. The SDP **5508** may be enabled such as in a mobile payment domain. The SDP **5508** may be configured to perform such as enrolment, know-your-customer (KYC), and creation of a user wallet instance. The SDP **5508** may be configured to manage the lifecycle of the wallet along with linkages to various end point devices. The SDP **5508** may be configured to such as provide standardized interface to consumers for service discovery and selection. The SDP **5508** may be configured to such as offer issuer governed enrollment and provisioning of services in a uniform manner. The SDP **5508** may be configured to such as implement strong authentication, security and trust models around service provisioning and consumption. The SDP **5508** may be configured to maintain detailed audit trails, logs, and transaction records for such as the services and wallet events, and the like. The SDP **5508** may be configured to onboard individual service providers, aggregate disparate service hosts, enforce service implementation standards, and manage overall growth of the ecosystem, and perform several other functions. The functions and configurations of the SDP **5508** discussed here are merely exemplary without limitations. In still some embodiments, the SDP **5508** may be configured to perform several other functions and tasks based on such as the nature of the services delivered by the SDP **5508**. For example, the services related to the financial transactions may have extra mandatory requirements for security and reliability such that the SDP **5508** may be configured to enhance the security related tasks while delivering the financial services. Furthermore, the SDP **5508** may be configured to further enhance system scalability and redundancy while delivering services to public in large.

[0525] The SDP **5508** may be designed to include various components specifically for the payment facilitator in an exemplary embodiment of the SDP **5508** ecosystem deployment based on the MTP methods and systems described herein including wallets, containers, MTP servers, service providers and the like. In an example, there may be several components working together to fulfill the SDP server functions. The components may all be deployed in a highly secure, highly scalable, high availability enterprise server configuration. In an example, the ESB may standardize and interconnect multiple partners and systems from which services may be consumed and delivered to the mobile container. Each partner service provider may be on-boarded through a series of steps that are modeled in the SDP **5508**. These steps may be defined by the payment facilitator and be governed by the nature of the service offering (e.g. payment, offers, loyalty, etc.).

[0526] Various exemplary components of the payment facilitator SDP **5508** may be described herein. In an example, the payment facilitator SDP **5508** may include a communication component. The communication component may deal with the communication protocols, codec, serialization, enveloping, and complexities of packet switched communication with the mobile application over multiple data channels. In an example, the payment facilitator SDP **5508** may include a message bus & notification component. The message bus & notification component may support produce/consumer based model for object exchange, along with message structures, with the mobile client. In an example, the message bus & notification component may also facilitate push notifications, alerts, etc. allowing the SDP **5508** to proactively reach the container application to perform some activity. In an example, the payment facilitator SDP **5508** may include a security/authentication component. The security component may facilitate implementation of the security related designs for strong authentication, data privacy, confidentiality/privacy, data integrity, and the like as they relate to the overall trust models and risk management of the services being delivered. In an example, the payment facilitator SDP **5508** may include an over-the-air (OTA) provisioning component. The OTA provisioning may be configured for dealing with the over-the-air provisioning and delivery of the application, widgets, instruments (payment, offers, loyalty, tickets, and the like) and proxy services for tokenization of the instruments. In an example, the payment facilitator SDP **5508** may include an OTA TSM proxy component. The OTA trusted service manager (TSM) proxy component may be required only in a secure element (such as illustrated in FIG. **55**) based ecosystems for over the air provisioning of applets and managing the secure element security domains. In an example, the OTA TSM proxy may typically interface with an external third party TSM. In an example, the payment facilitator SDP **5508** may include a wallet and widget management component. The wallet and widget management may create and manage the lifecycle of a consumer's wallet, association of the wallet with one or more devices, and personalizing the application with one or more widgets and the lifecycle of those widgets. In an example, the payment facilitator SDP **5508** may include a transaction engine. The transaction engine may be configured for dealing with transactional reliability across the wireless channel and maintaining a complete audit trail of the services being delivered. The transaction engine may facilitate receipt and other associated transactional services. In an example, the payment facilitator SDP **5508** may include an instrument management component. The instrument management component may be configured for managing the lifecycle of individual instruments that a consumer populates in their wallet. In an example, the payment facilitator SDP **5508** may include a location and geo-fencing component. The location and geo-fencing component may assist the service providers in setting up geo-fences and opt in location-based services. In an example, the location and geo-fencing component may generate triggers for the service providers when consumers enter the geo fences based on which targeted services can be delivered. In an example, the payment facilitator SDP **5508** may include an augmented reality component. The augmented reality component may provide unique and advanced user experience infrastructure that may be incorporated within the wallet and widgets.

[0527] In an exemplary embodiment of the SDP **5502** ecosystem deployment based on the MTP methods and systems described herein the message definitions may be created for the ESB that may enforce standards and protocols that may be created for the payment facilitator. The service providers may then implement the ESB connectors such as to expose their services to the platform in a way that the various stakeholders of the payment facilitator infrastructure may consume the services.

[0528] In an exemplary embodiment of the SDP **5502** ecosystem deployment based on the MTP methods and systems described herein, the service provisioning from the SDP **5508** may a set of basic steps. In some embodiments, some steps may be optional depending upon the nature of the service and

the preference of the service provider. In an example, a first step may include registration and KYC. At this step, the consumer may request a service (wallet, payment account, etc.) and provide the required personal information in order to perform relevant KYC steps. Further to registration and KYC, a service approval may be required for further processing. The service approval may require a service partner to approve the service request after following relevant internal business processes. The service approval may create relevant credentials for the consumer and any service payloads. In some embodiments, the service approval may be optional. A next step may be service provisioning. At this step a service may be provisioned to the user. The service provisioning may include delivering components of the service to a consumer phone or creating necessary updates on a consumer server. The service provisioning may be followed by service activation. The service activation may be required to confirm that the service is provisioned correctly, to the correct user, and all states are set to "READY" for the service to be consumed. In some embodiments, the service activation may be optional. A next step may be service execution. At this step, the consumer may start using the service from within their application. A next step may be service management, which may include all updates and lifecycle components of the service.

[0529] In an exemplary embodiment of the SDP **5502** ecosystem deployment, the SDP **5508** architecture for payment facilitator may allow the service partners to configure and control their service products in a way that they comply with the payment facilitator specifications (through the ESB interfaces), but control their own process, service data, and business rules. Such a control and management may be essential for an open ecosystem that may attract a critical mass of service providers.

[0530] In an exemplary embodiment of the SDP **5502** ecosystem deployment based on the MTP methods and systems described herein including wallets, containers, MTP servers, service providers and the like, there may be a mobile phone stand-in may conduct a transaction at a POS. A high-level mobile payment scenario flows is described herein. However, it should be noted that these steps are high level and may be re-arranged to suite a specific user experience, and other steps may be inserted in order to provide additional functionality. The purpose of this disclosure document is to demonstrate various deployment options for the payment facilitator and not specific use cases for payment.

[0531] In exemplary and non-limiting embodiments, for affecting the mobile mpayment a consumer may have to first arrive at checkout terminal and items to be purchased may be scanned. The consumer may then launch a mobile application on the mobile phone and may be required to enter login credential (for example, PIN, password, or passphrase and the like). The mobile application may connect to the SDP **5508** to validate login and authenticate consumer and device. The mobile application may present a list of payment options that may be stored in the consumer's mobile wallet upon successful authentication of the service and device. The consumer may be required to choose a payment option (for example, a gift card) from the list provided to the consumer.

[0532] After the payment option may be chosen the mobile application may initiate a checkout process with the POS. The payment option may be initiated via multiple implementation options depending upon the channels that may be supported by the POS and the mobile phone. In an example, a tokenized NFC may be used for initiating the checkout process. The POS may be near field communication (NFC) enabled for this option. The mobile application may request the SDP **5508** for a token for the selected payment card. The SDP **5508** may authenticate the mobile application and may route the request to corresponding token generator for a concerned issuer. The consumer may be required to tap the phone at the NFC enabled POS to transmit token. In an example, the NFC may be international organization for standardization (ISO) and the international electrotechnical commission (IEC) standard 18092. In an example, a secure element NFC (SE NFC) may be used for initiating the checkout process. In this case, the consumer may be required to tap the phone at NFC enabled POS with the payment credential stored in the SE on the phone. In an example, the NFC may be international organization for standardization (ISO) and the international electrotechnical commission (IEC) standard 14443. In an example, a QR code scan may be used for initiating the checkout process. The mobile application may request the SDP **5508** for a token for the selected payment card. The SDP **5508** may authenticate the mobile application and may route the request to corresponding token generator for a concerned issuer. The mobile application may convert token into a 2D bar code that is scanned by the POS. In an example, a virtual reader may be used for initiating the checkout process. The mobile application may capture the merchant, POS, and transaction information by scanning a QR code or tapping an NFC tag. The mobile application may send the data along with selected card OTA to SDP **5508**. The SDP **5508** may request token, and send the token along with other information to POS through a back-end process.

[0533] A next step after initiating the checkout process may require the POS to processes the transaction and route the process to the payment facilitator. The payment facilitator may route the transaction to the issuer of the payment card at a next step. The issuer may authorize the transaction and approval may be delivered to the POS at a next step. The POS may confirm the transaction and delivers a receipt. In an example, the receipt may be printed, electronically delivered to the mobile application or e-mailed at a verified email address. The delivery of the receipt may complete the Mpayment process and the consumer may leave the checkout terminal with the items purchased.

[0534] In an exemplary embodiment of the SDP **5502** ecosystem deployment based on the MTP methods and systems described herein including wallets, containers, MTP servers, service providers and the like, various deployment models may be employed by the merchants. The merchants may be at various stages in their individual mobile strategies; and therefore, it may be required to support multiple deployment models for merchants so as to adopt a common payment facilitator. The payment facilitator along with each issuer may approve and certify the entire transaction path from a security and risk management perspective such as to keep the transaction costs low. Therefore, it may be important to have a common platform that may be shared amongst all participating merchants.

[0535] In exemplary and non-limiting embodiments, there can be three models that may be used for deployment. The three models may co-exist and a merchant may adopt one or more of these models depending upon their individual strategies. In exemplary and non-limiting embodiments, more or less than the three models described herein may be deployed.

In exemplary and non-limiting embodiments, the models may be configured for implementing payments, offers, loyalty offers and the like.

[0536] In an exemplary embodiment of the SDP **5502** ecosystem deployment based on the MTP methods and systems described herein, the deployment model maybe a merchant application with a child payment facilitator wallet. The consumers may be required to pay at a POS using their existing, in-market merchant mobile applications linked to their primary payment facilitator wallet through direct child wallets that are provisioned and managed by the SDP **5508** wallet platform. The child wallets may be independently configured but linked to the master wallet. In an example, the existing merchant mobile applications interface directly with the SDP **5508**, through the OTA web service interfaces. The SDP **5508** may provide authenticated, controlled, and filtered access to the consumer's payment facilitator wallet and the merchant application may be used for transaction at the POS. In an example, the SDP **5508** may aggregate multiple payment issuers supporting multiple payment channels and manages both the consumer's parent payment facilitator wallet and child merchant wallet.

[0537] In an exemplary embodiment of the SDP **5502** ecosystem deployment based on the MTP methods and systems described herein, the deployment model maybe a merchant application with a merchant wallet. The merchant may use their independent third party wallet within their mobile application and may access the payment credentials from the master payment facilitator wallet.

[0538] In an exemplary embodiment of the SDP **5502** ecosystem deployment based on the MTP methods and systems described herein, the deployment model maybe based in a payment facilitator container. The consumers may pay using a payment facilitator branded mobile application that may automatically get populated from the SDP **5502** and provide consumers with a uniform view into their parent payment facilitator wallet. The SDP **5502** may aggregate multiple payment issuers supporting multiple payment channels and manage the consumer's payment facilitator wallet. In an example, the payment facilitator mobile application may interact with merchant POS to perform transactions without any additional development by merchants. In an example, the merchants and issuers may optionally create their own widgets to run within the payment facilitator application to create custom experiences.

[0539] FIG. **56** illustrates a high level block diagram of the deployment model **5600** maybe based in a payment facilitator container.

[0540] In accordance with the illustrated embodiment, various subsystems within the payment facilitator may include a point of sale (POS) **5602**, application (APP) **5604** such as a mobile application **5604**, SDP **5608**, several issuer systems such as including the depicted issuer 1 system **5610**, issuer 2 system **5612**, and issuer 3 system **5614**, without limitations. The various subsystems may be connected over a network such as a payment processing network **5618**. The APP **5604** may further include a first widget **5620**, a second widget **5622**, and a wallet **5624**.

[0541] The illustrated embodiment may be one example of a payment facilitator payment guideline that may have to be managed across multiple issuer systems such as the issuer systems **5610-5614** and multiple merchants. The consumer may not be aware of complex back end operations of mobile transactions in order to create a simple experience of "Select card and Pay". The payment facilitator brand may be created and marketed through a payment facilitator wallet container application **5604**. In an embodiment, the merchants may promote the payment facilitator standard as a payment acceptance brand. Ina n example, multiple issuers **5610-5614** may be supported with diverse payment products and multiple POS **5602** channels giving consumers a choice of payment options that may fit their needs across multiple merchants. The payment facilitator container may require a minimal effort on the part of merchants to accept the payment facilitator payment options. The POS **5602** side-work may be required as widgets may be optional. The payment facilitator container may ensure payment processing in compliance to payment facilitator guidelines and standards for POS **5602** based transaction.

[0542] The payment facilitator container model may leverage the full power of the SDP the back and front-end aggregation of multiple service providers. As illustrated in FIG. **56** a payment facilitator branded mobile application **5604** (container) may be built using the MTP wallet toolkit.

[0543] The container may include a wallet implementation that may incorporate the payment facilitator specifications. The wallet may get automatically populated from the SDP as consumers create their payment facilitator wallet. In an embodiment, the payment facilitator container may be used to make payments at a payment facilitator compliant POS **5602** without any further development by the merchants. In an embodiment, the merchants may have an ability to create widgets using the MTP toolkit that may be specifically designed to provide a merchant centric user experience at the POS **5602**. The widget creation may be at the merchant's discretion and may be implemented or added at any time. The SDP may aggregate and allow for the on boarding of multiple issuers **5610-5614**, and may allow the merchants to define their payment facilitator compatible payment products and other value added services (VAS). During such on boarding, the issuers **5610-5614** may select the POS **5602** interaction protocols that may be supported for each payment product. The POS **5602** interaction protocols may determine which merchants may accept which payment products as at least one of the issuer-selected protocols may have to be supported by the merchant's POS **5602** channels, for example, NFC, Bar Code, OTA, and the like.

[0544] In some exemplary embodiments, the SDP may be configured to manage a 3-dimensional matrix. The matrix may be configured for merchant's POS **5602** supported proximity channels, for example, NFC, 2D Bar Code, OTA, and the like. The matrix may be configured for merchant POS **5602** capability. The matrix may be configured for issuer approved channels.

[0545] In an exemplary embodiment of the SDP ecosystem deployment based on the MTP methods and systems described herein, the payment facilitator may be used for mobile payment with a merchant widget. In exemplary and non-limiting embodiments, for affecting the mobile mpayment a consumer may have to first arrive at checkout terminal and items to be purchased may be scanned. The consumer may then launch a payment facilitator mobile application **5604** on the mobile phone and may be required to enter a payment facilitator managed login credential (for example, PIN, password, or passphrase and the like). The consumer may then be required to select a merchant from the dashboard of pay-enabled merchants. The merchant widget may be launched in a "Pay" mode and present a list of payment

options accepted at the merchant POS **5602**. The list of payment options may be a filtered view on the locally stored options in the consumer's wallet as a part of the payment facilitator container. The consumer may be required to choose a payment option (for example, a gift card) from the list provided to the consumer.

[0546] The merchant widget may request a transaction payload from the SDP that may be sent to the merchant POS **5602** for the corresponding channel supported by the merchant POS **5602**. The SDP may transfer a transaction payload formatted for the merchant POS **5602**. In exemplary embodiments, the transaction payload may be in form of coupons, loyalty, and the like. The transaction payload may be attached based on the merchant POS **5602** ability. The merchant widget may initiate a checkout process with POS **5602** upon receipt of the transaction payload. The initiation of the checkout process may be done similar to as described above with reference to example with no merchant widget generation.

[0547] A next step after initiating the checkout process may require the POS **5602** to processes the transaction and route the process to the payment facilitator. The payment facilitator may route the transaction to the issuer of the payment card at a next step. The issuer may authorize the transaction and approval may be delivered to the POS **5602** at a next step. The POS **5602** may confirm the transaction and delivers a receipt. In an example, the receipt may be printed, electronically delivered to the mobile application **5604** or e-mailed at a verified email address. The delivery of the receipt may complete the mpayment process and the consumer may leave the checkout terminal with the items purchased.

[0548] In an exemplary embodiment of the SDP ecosystem deployment based on the MTP methods and systems described herein, a user interface (UI) in the payment facilitator container. The UI concept described herein may be used as reference for an exemplary embodiment only. The UI concept may be subject to changes depending upon user requirement. In an exemplary embodiment, the UI concept may include a wallet controlled mode and a widget controlled mode. The wallet control mode may be configured so that the payment facilitator wallet may control the merchant POS **5602** interaction and payment experience. The wallet control mode may circumvent the need for merchants to create widgets. The widget control mode may be configured so that a merchant may create a widget and the widget may will control the interaction and payment experience at the merchant POS **5602**.

[0549] The methods and systems described herein may be deployed in part or in whole through a machine that executes computer software, program codes, and/or instructions on a processor. The processor may be part of a server, client, network infrastructure, mobile computing platform, stationary computing platform, or other computing platform. A processor may be any kind of computational or processing device capable of executing program instructions, codes, binary instructions and the like. The processor may be or include a signal processor, digital processor, embedded processor, microprocessor or any variant such as a co-processor (math co-processor, graphic co-processor, communication co-processor and the like) and the like that may directly or indirectly facilitate execution of program code or program instructions stored thereon. In addition, the processor may enable execution of multiple programs, threads, and codes. The threads may be executed simultaneously to enhance the performance of the processor and to facilitate simultaneous operations of the application. By way of implementation, methods, program codes, program instructions and the like described herein may be implemented in one or more thread. The thread may spawn other threads that may have assigned priorities associated with them; the processor may execute these threads based on priority or any other order based on instructions provided in the program code. The processor may include memory that stores methods, codes, instructions and programs as described herein and elsewhere. The processor may access a storage medium through an interface that may store methods, codes, and instructions as described herein and elsewhere. The storage medium associated with the processor for storing methods, programs, codes, program instructions or other type of instructions capable of being executed by the computing or processing device may include but may not be limited to one or more of a CD-ROM, DVD, memory, hard disk, flash drive, RAM, ROM, cache and the like.

[0550] A processor may include one or more cores that may enhance speed and performance of a multiprocessor. In embodiments, the process may be a dual core processor, quad core processors, other chip-level multiprocessor and the like that combine two or more independent cores (called a die).

[0551] The methods and systems described herein may be deployed in part or in whole through a machine that executes computer software on a server, client, firewall, gateway, hub, router, or other such computer and/or networking hardware. The software program may be associated with a server that may include a file server, print server, domain server, internet server, intranet server and other variants such as secondary server, host server, distributed server and the like. The server may include one or more of memories, processors, computer readable media, storage media, ports (physical and virtual), communication devices, and interfaces capable of accessing other servers, clients, machines, and devices through a wired or a wireless medium, and the like. The methods, programs or codes as described herein and elsewhere may be executed by the server. In addition, other devices required for execution of methods as described in this application may be considered as a part of the infrastructure associated with the server.

[0552] The server may provide an interface to other devices including, without limitation, clients, other servers, printers, database servers, print servers, file servers, communication servers, distributed servers and the like. Additionally, this coupling and/or connection may facilitate remote execution of program across the network. The networking of some or all of these devices may facilitate parallel processing of a program or method at one or more location without deviating from the scope. In addition, any of the devices attached to the server through an interface may include at least one storage medium capable of storing methods, programs, code and/or instructions. A central repository may provide program instructions to be executed on different devices. In this implementation, the remote repository may act as a storage medium for program code, instructions, and programs.

[0553] The software program may be associated with a client that may include a file client, print client, domain client, internet client, intranet client and other variants such as secondary client, host client, distributed client and the like. The client may include one or more of memories, processors, computer readable media, storage media, ports (physical and virtual), communication devices, and interfaces capable of accessing other clients, servers, machines, and devices through a wired or a wireless medium, and the like. The

methods, programs or codes as described herein and elsewhere may be executed by the client. In addition, other devices required for execution of methods as described in this application may be considered as a part of the infrastructure associated with the client.

[0554] The client may provide an interface to other devices including, without limitation, servers, other clients, printers, database servers, print servers, file servers, communication servers, distributed servers and the like. Additionally, this coupling and/or connection may facilitate remote execution of program across the network. The networking of some or all of these devices may facilitate parallel processing of a program or method at one or more location without deviating from the scope. In addition, any of the devices attached to the client through an interface may include at least one storage medium capable of storing methods, programs, applications, code and/or instructions. A central repository may provide program instructions to be executed on different devices. In this implementation, the remote repository may act as a storage medium for program code, instructions, and programs.

[0555] The methods and systems described herein may be deployed in part or in whole through network infrastructures. The network infrastructure may include elements such as computing devices, servers, routers, hubs, firewalls, clients, personal computers, communication devices, routing devices and other active and passive devices, modules and/or components as known in the art. The computing and/or non-computing device(s) associated with the network infrastructure may include, apart from other components, a storage medium such as flash memory, buffer, stack, RAM, ROM and the like. The processes, methods, program codes, instructions described herein and elsewhere may be executed by one or more of the network infrastructural elements.

[0556] The methods, program codes, and instructions described herein and elsewhere may be implemented on a cellular network having multiple cells. The cellular network may either be frequency division multiple access (FDMA) network or code division multiple access (CDMA) network. The cellular network may include mobile devices, cell sites, base stations, repeaters, antennas, towers, and the like. The cell network may be a GSM, GPRS, 3G, EVDO, mesh, or other networks types.

[0557] The methods, programs codes, and instructions described herein and elsewhere may be implemented on or through mobile devices. The mobile devices may include navigation devices, cell phones, mobile phones, mobile personal digital assistants, laptops, palmtops, netbooks, pagers, electronic books readers, music players and the like. These devices may include, apart from other components, a storage medium such as a flash memory, buffer, RAM, ROM and one or more computing devices. The computing devices associated with mobile devices may be enabled to execute program codes, methods, and instructions stored thereon. Alternatively, the mobile devices may be configured to execute instructions in collaboration with other devices. The mobile devices may communicate with base stations interfaced with servers and configured to execute program codes. The mobile devices may communicate on a peer to peer network, mesh network, or other communications network. The program code may be stored on the storage medium associated with the server and executed by a computing device embedded within the server. The base station may include a computing device and a storage medium. The storage device may store program codes and instructions executed by the computing devices associated with the base station.

[0558] The computer software, program codes, and/or instructions may be stored and/or accessed on machine readable media that may include: computer components, devices, and recording media that retain digital data used for computing for some interval of time; semiconductor storage known as random access memory (RAM); mass storage typically for more permanent storage, such as optical discs, forms of magnetic storage like hard disks, tapes, drums, cards and other types; processor registers, cache memory, volatile memory, non-volatile memory; optical storage such as CD, DVD; removable media such as flash memory (e.g. USB sticks or keys), floppy disks, magnetic tape, paper tape, punch cards, standalone RAM disks, Zip drives, removable mass storage, off-line, and the like; other computer memory such as dynamic memory, static memory, read/write storage, mutable storage, read only, random access, sequential access, location addressable, file addressable, content addressable, network attached storage, storage area network, bar codes, magnetic ink, and the like.

[0559] The methods and systems described herein may transform physical and/or or intangible items from one state to another. The methods and systems described herein may also transform data representing physical and/or intangible items from one state to another.

[0560] The elements described and depicted herein, including in flow charts and block diagrams throughout the figures, imply logical boundaries between the elements. However, according to software or hardware engineering practices, the depicted elements and the functions thereof may be implemented on machines through computer executable media having a processor capable of executing program instructions stored thereon as a monolithic software structure, as standalone software modules, or as modules that employ external routines, code, services, and so forth, or any combination of these, and all such implementations may be within the scope of the present disclosure. Examples of such machines may include, but may not be limited to, personal digital assistants, laptops, personal computers, mobile phones, other handheld computing devices, medical equipment, wired or wireless communication devices, transducers, chips, calculators, satellites, tablet PCs, electronic books, gadgets, electronic devices, devices having artificial intelligence, computing devices, networking equipment, servers, routers and the like. Furthermore, the elements depicted in the flow chart and block diagrams or any other logical component may be implemented on a machine capable of executing program instructions. Thus, while the foregoing drawings and descriptions set forth functional aspects of the disclosed systems, no particular arrangement of software for implementing these functional aspects should be inferred from these descriptions unless explicitly stated or otherwise clear from the context. Similarly, it may be appreciated that the various steps identified and described above may be varied, and that the order of steps may be adapted to particular applications of the techniques disclosed herein. All such variations and modifications are intended to fall within the scope of this disclosure. As such, the depiction and/or description of an order for various steps should not be understood to require a particular order of execution for those steps, unless required by a particular application, or explicitly stated or otherwise clear from the context.

[0561] The methods and/or processes described above, and steps thereof, may be realized in hardware, software or any combination of hardware and software suitable for a particular application. The hardware may include a general purpose computer and/or dedicated computing device or specific computing device or particular aspect or component of a specific computing device. The processes may be realized in one or more microprocessors, microcontrollers, embedded microcontrollers, programmable digital signal processors or other programmable device, along with internal and/or external memory. The processes may also, or instead, be embodied in an application specific integrated circuit, a programmable gate array, programmable array logic, or any other device or combination of devices that may be configured to process electronic signals. It may further be appreciated that one or more of the processes may be realized as a computer executable code capable of being executed on a machine readable medium.

[0562] The computer executable code may be created using a structured programming language such as C, an object oriented programming language such as C++, or any other high-level or low-level programming language (including assembly languages, hardware description languages, and database programming languages and technologies) that may be stored, compiled or interpreted to run on one of the above devices, as well as heterogeneous combinations of processors, processor architectures, or combinations of different hardware and software, or any other machine capable of executing program instructions.

[0563] Thus, in one aspect, each method described above and combinations thereof may be embodied in computer executable code that, when executing on one or more computing devices, performs the steps thereof. In another aspect, the methods may be embodied in systems that perform the steps thereof, and may be distributed across devices in a number of ways, or all of the functionality may be integrated into a dedicated, standalone device or other hardware. In another aspect, the means for performing the steps associated with the processes described above may include any of the hardware and/or software described above. All such permutations and combinations are intended to fall within the scope of the present disclosure.

[0564] While the methods and systems described herein have been disclosed in connection with certain preferred embodiments shown and described in detail, various modifications and improvements thereon may become readily apparent to those skilled in the art. Accordingly, the spirit and scope of the methods and systems described herein is not to be limited by the foregoing examples, but is to be understood in the broadest sense allowable by law.

[0565] All documents referenced herein are hereby incorporated by reference.

What is claimed is:

1. A method of tokenizing a wrapper in a secure personalized transaction conducted within a multi-domain ecosystem, comprising:

receiving an electronic transaction message in a secure personalized transaction comprising a plurality of information fields at a networked device in the multi-domain ecosystem;

determining with the device at least one of a type and a content for each of the plurality of information fields;

mapping at least a portion of the plurality of information fields to common format message fields;

configuring a common format transaction message based on the mapping;

wrapping the common format transaction message in a protocol abstraction content wrapper;

configuring a token with the protocol abstraction content wrapper; and

transmitting the wrapped common format transaction message from the networked device to a second networked device in the multi-domain ecosystem.

2. The method of claim **1**, wherein the mapping facilitates abstracting a protocol of the determined message type to enable use of the protocol within the multi-domain ecosystem independent of an electronic transaction protocol of the multi-domain ecosystem.

3. The method of claim **1**, further comprising transmitting the configured token over the multi-domain ecosystem to a source device of the electronic transaction message.

4. The method of claim **1**, wherein the second networked device is a server of an instrument acquirer that is identifiable in the electronic transaction message.

5. A method comprising:

receiving an electronic transaction message formatted in any of a plurality of types of transaction protocols, the message comprising a plurality of information fields, the message received from a digital wallet executing on a personal mobile device, the message received via a non-internet protocol network at a networked device configured to perform protocol abstraction in a multi-network, multi-domain ecosystem;

the networked device performing protocol abstraction by:

determining at least one of a protocol type for the message and a content for each of the plurality of information fields;

mapping at least a portion of the plurality of information fields to transaction protocol abstraction format message fields;

configuring a transaction protocol abstraction format transaction message based on the mapping; and

wrapping the configured transaction message in a protocol abstraction content wrapper;

transmitting the wrapped transaction protocol abstraction format transaction message to a second networked device in the multi-domain ecosystem over an internet protocol-based interface in the multi-network, multi-domain ecosystem;

configuring with the second networked device a transaction authentication token with the protocol abstraction content wrapper; and

delivering the token to the wallet.

6. The method of claim **5**, wherein the networked device configured to perform protocol abstraction comprises a point of sale device.

7. The method of claim **5**, wherein the second networked device is a server of an instrument acquirer that is identifiable in the electronic transaction message.

8. The method of claim **5**, wherein the second networked device accesses confidential information associated with the token that is not accessible to the networked device to facilitate authenticating a transaction identified by the token.

9. The method of claim **8**, wherein the confidential information is associated with a digital wallet disposed on a device from which the authentication of the token is transmitted.

10. A system comprising:

a plurality of point of transaction devices, each configured to conduct electronic transactions with a distinct transaction protocol type;

a transaction protocol abstraction facility configured to abstract any of the distinct transaction protocol types by:

determining at least one of a protocol type and a content of a plurality of information fields in a transaction message received from any of the point of transaction devices;

mapping at least a portion of the plurality of information fields to transaction protocol abstraction format message fields;

configuring a transaction protocol abstraction format transaction message based on the mapping; and

wrapping the configured transaction message in a protocol abstraction content wrapper;

a mobile transaction platform server that interfaces through an enterprise service bus with a plurality of service providers, a plurality of transaction acquirers, and a plurality of transaction instrument issuers;

a mobile device-deployed electronic transaction facility that is configured to conduct transactions via the mobile transaction platform server by communicating to at least one of the point of transaction devices via a first protocol type and by communicating to at least one of the service providers, the transaction acquirers, and the instrument issuers via the protocol abstraction format.

11. The system of claim **10**, further comprising a point of sale transaction switch for facilitating selecting among a plurality of transaction acquirers for conducting a transaction associated with the transaction message received by the transaction protocol abstraction facility.

12. The system of claim **10**, wherein the protocol abstraction transaction wrapper is compatible with a transaction communication protocol that is independent of a portion of the distinct transaction protocol types.

13. The system of claim **10**, wherein the protocol abstraction facility further produces a token for a transaction associated with the transaction message.

14. The system of claim **13**, further comprising transmitting authentication of the token, along with token identification information from the source of the wrapper for an electronic transaction message to the service provider server thereby authenticating the transaction identified by the token.

15. The system of claim **14**, wherein transmitting authentication of the token is facilitated by provider-specific software executing on a device from which the wrapper for an electronic transaction message is sourced.

16. The system of claim **13**, wherein the wrapper is received over a first communication link and the token is electronically transmitted over a second communication link.

17. The system of claim **16**, wherein the second communication link is an internet-protocol based link.

18. The system of claim **16**, wherein the service provider accesses confidential information that is not accessible to the networked device to facilitate authenticating the transaction identified by the token.

19. The system of claim **18**, wherein the confidential information is associated with a digital wallet disposed on a device from which the authentication of the token is transmitted.

20. The system of claim **10**, wherein the at least one of the service providers is an instrument issuer.

* * * * *