

(19) **DANMARK**

(10) **DK/EP 3482760 T3**



(12) **Oversættelse af
europæisk patentskrift**

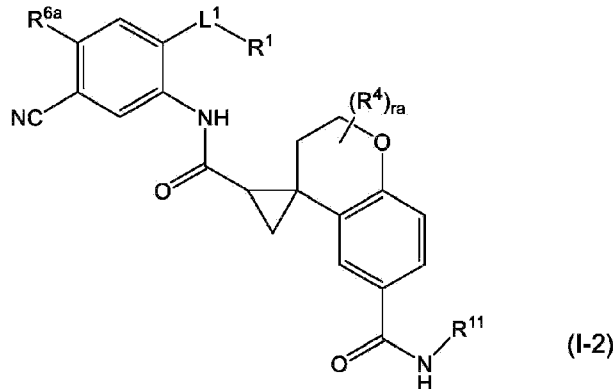
Patent- og
Varemærkestyrelsen

-
- (51) Int.Cl.: **A 61 K 31/353 (2006.01)** **A 61 K 45/06 (2006.01)** **A 61 P 35/00 (2006.01)**
A 61 P 43/00 (2006.01)
- (45) Oversættelsen bekendtgjort den: **2022-01-03**
- (80) Dato for Den Europæiske Patentmyndigheds bekendtgørelse om meddelelse af patentet: **2021-11-10**
- (86) Europæisk ansøgning nr.: **17824314.3**
- (86) Europæisk indleveringsdag: **2017-07-06**
- (87) Den europæiske ansøgnings publiceringsdag: **2019-05-15**
- (86) International ansøgning nr.: **JP2017024753**
- (87) Internationalt publikationsnr.: **WO2018008711**
- (30) Prioritet: **2016-07-07 US 201662359504 P**
- (84) Designerede stater: **AL AT BE BG CH CY CZ DE DK EE ES FI FR GB GR HR HU IE IS IT LI LT LU LV MC MK MT NL NO PL PT RO RS SE SI SK SM TR**
- (73) Patenthaver: **Ono Pharmaceutical Co., Ltd., 1-5, Doshomachi 2-chome , Chuo-ku, Osaka-shi, Osaka 541-8526, Japan**
- (72) Opfinder: **YOSHIDA, Takao, , Mishima-gun, Osaka 618-8585, Japan**
SHOYAMA, Akiko, , Mishima-gun, Osaka 618-8585, Japan
TAKANO, Hirotsugu, , Mishima-gun, Osaka 618-8585, Japan
- (74) Fuldmægtig i Danmark: **Marks & Clerk (Luxembourg) LLP, 44 rue de la Vallée, B.P. 1775, L-1017 Luxembourg, Luxembourg**
- (54) Benævnelse: **KOMBINATION, DER OMFATTER EN EP4-ANTAGONIST OG EN IMMUNCHECKPOINT-HÆMMER**
- (56) Fremdragne publikationer:
WO-A1-02/16311
WO-A1-2015/179615
WO-A1-2016/111347

DESCRIPTION

TECHNICAL FIELD

[0001] The present invention relates to a medicament comprising a combination of a compound represented by formula (1-2)



(in the formula, all the symbols have the same meanings as those described below), a salt thereof, a solvate thereof, or an N-oxide thereof, and an immune checkpoint inhibitor.

BACKGROUND ART

[0002] The prostaglandin E₂ (PGE₂), a known metabolite of the arachidonic acid cascade, is known to have cytoprotective effect, effect of uterine contraction, effect of lowering the threshold of pain, effect of promoting peristalsis in the digestive tract, arousal effect, effect of inhibiting stomach acid secretion, hypotensive effect, diuretic effect, and the like.

[0003] Recent studies have found that there are subtypes of PGE₂ receptors with different roles. To date, four broad subtypes are known, and these are called EP₁, EP₂, EP₃, and EP₄ (Non-Patent Document 1).

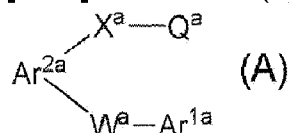
[0004] In these subtypes, the EP₄ receptor is thought to be involved in inhibition of MCP-1 production from macrophages, inhibition of TNF- α , IL-2, and IFN- γ production from lymphocytes, anti-inflammation by enhanced IL-10 production, vasodilatation, angiogenesis, inhibition of elastic fiber formation, and regulation of MMP-9 expression. Other possible involvement of the EP₄ receptor includes immune control in cancer via myeloid derived suppressor cells, regulatory T cells, and natural killer cells.

[0005] It is therefore thought that compounds that strongly bind to the EP₄ receptor and show antagonistic activity are useful for the treatment of diseases caused by EP₄ receptor activation, including, for example, a bone disease, a cancer, a systemic granulomatous disease, an immune disease, allergy, atopy, asthma, alveolar pyorrhea, gingivitis, periodontitis, Alzheimer's,

Kawasaki disease, burn, multiple organ failure, chronic headache, pain, vasculitis, venous incompetence, varicose veins, aneurysm, aortic aneurysm, anal fistula, diabetes insipidus, stress, endometriosis, uterine adenomyosis, patent ductus arteriosus in neonates, and cholelithiasis (Non-Patent Documents 2-7).

[0006] Patent Document 1 describes that a compound represented by the following formula (A) is used as a compound used for the treatment of diseases involving prostaglandin E receptors, for example, such as pain, inflammation, and cancer.

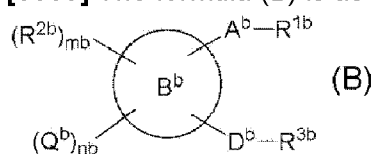
[0007] The formula (A) is as follows:



(in the formula, Ar^{1a} is an aryl or a heteroaryl group optionally substituted with R^{1a} or R^{3a}, wherein R^{1a} is CN, NO₂, CON(R^{5a})₂, or the like; W^a represents a three- to six-membered linking group containing 0 to 2 heteroatoms selected from O, N, and S, wherein the linking group optionally contains CO, S(O)_{na}, C=C, or an acetylene group; Ar^{2a} is an aryl or a heteroaryl group optionally substituted with R^{3a}, wherein R^{3a} is halogen, CN, or the like; X^a is a linker attached to Ar^{2a} at the position ortho to the bonding site for W^a; and Q^a is COOH or the like (these are only a part of the definitions of the groups.))

[0008] Patent Document 2 describes that a compound of the following formula (B) binds to the PGE₂ receptor, particularly EP₃ and/or EP₄, and has antagonistic activity and that the compound is thus useful for the prevention and/or treatment of diseases such as pain, and cancer.

[0009] The formula (B) is as follows:

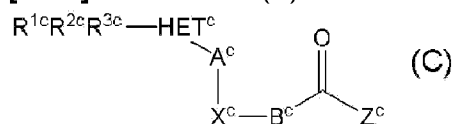


(in the formula, R^{1b} represents -COOH or the like; A^b represents (i) a single bond, (ii) C1-6 alkylene, (iii) C2-6 alkenylene, (iv) C2-6 alkynylene, or the like; the ring B^b represents a C3-12 monocyclic or bicyclic carbon ring or a three- to twelve-membered monocyclic or bicyclic heterocyclic ring; R^{2b} represents nitro, cyano, or the like; Q^b represents C2-6 alkenyl, C2-6 alkynyl, C1-6 alkyl substituted with 1 to 3 halogen atoms, cyano, nitro, or the like; D^b is a one- or two-membered linking chain of atoms selected from a carbon atom, a nitrogen atom, an oxygen atom, and a sulfur atom, wherein the linking chain may contain a double bond or a triple bond and may be substituted with one to four R^{40b}, wherein R^{40b} represents an oxo, halogen, or the like; and R^{3b} represents (1) C1-6 alkyl or (2) a C3-15 monocyclic, bicyclic, or tricyclic carbon ring that is substituted with one to five R^{42b} or that is unsubstituted or a three-to-

fifteen-membered monocyclic, bicyclic, or tricyclic heterocyclic ring, wherein R^{42b} represents C1-6 alkyl, C1-6 alkoxy, halogen, cyano, $-NR^{46b}COR^{47b}$, or Cyc10^b (these are only a part of the definitions of the groups.))

[0010] Patent Document 3 describes that a compound represented by the following formula (C) is used as a compound used for the treatment of diseases involving prostaglandin E receptors, for example, such as pain, inflammation, and cancer.

[0011] The formula (C) is as follows:



(in the formula, HET^c represents a five- to twelve-membered monocyclic or bicyclic aromatic ring system having 0 to 3 heteroatoms selected from O, S(O)_{nc}, and N(O)_{mc}, wherein mc is 0 or 1, and nc is 0, 1, or 2; A^c is one- or two-atom moiety and is selected from the group consisting of $-W^c-$, $-C(O)-$, and the like, wherein W^c is O, S(O)_{nc}, or NR^{17c} ; X^c represents a five- to ten-membered monocyclic or bicyclic aryl or heteroaryl group having 1 to 3 heteroatoms selected from O, S(O)_{nc}, and N(O)_{mc}, Y^c represents O, S(O)_{nc}, NR^{17c} , a bond, or the like; B^c is $-(C(R^{18c})_2)_{pc}-Y^c-(C(R^{18c})_2)_{qc}-$, wherein pc and qc are independently 0 to 3; Z^c is OH or the like; and R^{1c} , R^{2c} , and R^{3c} independently represent halogen, $-CO_2R^{9c}$, $-CON(R^{6c})_2$, or the like (these are only a part of the definitions of the groups.))

[0012] Patent Document 4 discloses compositions for the treatment of cancer, including colorectal cancer, kidney cancers, lung cancers and melanoma, comprising an EP4 antagonist in combination with antibody therapy, including CTLA4 antibody therapy and PD1 antibody therapy. The EP4 antagonist compounds specifically disclosed are 5-phenoxy-4-pyrazolecarboxamide derivatives.

[0013] None of Patent Documents 1 to 4 and Non-Patent Documents 1 to 7 describe or suggest the tricyclic spiro compound used for the present invention.

[0014] Various immune checkpoint molecules that prevent the immune response to cancer are in cancer cells or cancer microenvironment. Immune checkpoint inhibitors provide a new therapeutic method which deactivates the immunosuppression mechanism and which activates the immune reaction to cancer. As immune checkpoint inhibitors, an anti-CTLA-4 (cytotoxic T lymphocyte-associated antigen-4) antibody, ipilimumab, anti-PD-1 (programmed cell death-1) antibodies, nivolumab and pembrolizumab, and the like have already been approved in and outside Japan and are used for the treatment of cancer.

CITATION LIST

PATENT LITERATURE

[0015]

Patent Document 1: WO2000/020371

Patent Document 2: WO2003/016254

Patent Document 3: WO 1999/047497

Patent Document 4: WO2015/179615

NON PATENT LITERATURE

[0016]

Non-Patent Document 1: Journal of Lipid Mediators and Cell Signalling, Vol. 12, p. 379-391, 1995

Non-Patent Document 2: Pharmacological Reviews, Vol. 65, p. 1010-1052, July, 2013

Non-Patent Document 3: 105th Annual Meeting of American Association for Cancer Research (AACR), Abstract: LB-265, Title of Presentation: ONO-AE3-208 inhibits myeloid derived suppressor cells and glioma growth, Date of Presentation: April 8, 2014

Non-Patent Document 4: FEBS Letters, Vol. 364, p. 339-341, 1995

Non-Patent Document 5: Cancer Science, Vol. 105, p. 1142-1151, 2014

Non-Patent Document 6: Cancer Research, Vol. 70, p. 1606-1615, 2010

Non-Patent Document 7: Cancer Research, Vol. 62, p. 28-32, 2002

SUMMARY OF INVENTION

TECHNICAL PROBLEM

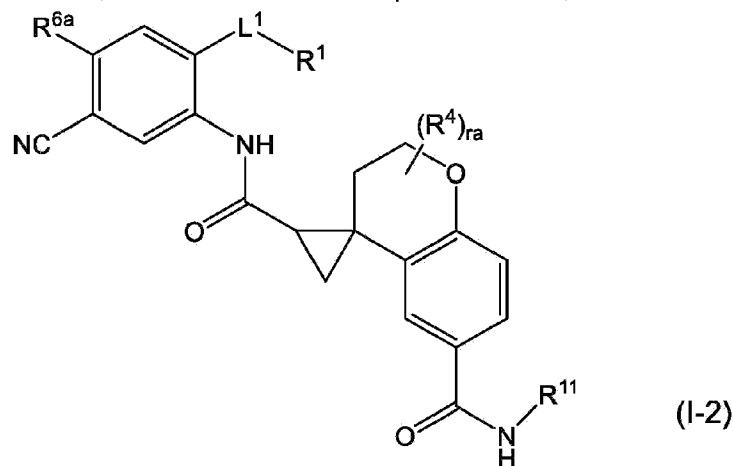
[0017] An object of the present invention is to find an effective method for treating cancer and to provide the method in the form of a drug.

[0018] The subject matter of the invention is as set out in the appended claims.

SOLUTION TO PROBLEM

[0019] The present inventors conducted intensive studies to achieve the object. As a result, the inventors have found that a compound represented by the formula (1-2) below, a salt thereof, an N-oxide thereof, or a solvate thereof (hereinafter, sometimes simply referred to as the compound used for the present invention) acts as an EP₄ receptor antagonist and that a combination of the compound used for the present invention and an immune checkpoint inhibitor (hereinafter, sometimes simply referred to as the combination of the present invention) achieves the object of the present invention. The inventors have thus completed the present invention.

[0020] One aspect of the invention relates to a medicament comprising a combination of a compound represented by formula (1-2), a salt thereof, an N-oxide thereof, or a solvate thereof, and an immune checkpoint inhibitor,



wherein R¹ represents COOR⁸,

wherein R⁸ represents a hydrogen atom, and

L¹ represents C1-5 alkylene, C2-5 alkenylene, or C2-5 alkynylene,

R^{6a} represents a hydrogen atom or halogen,

R⁴ represents halogen, C1-4 alkyl, or C1-4 haloalkyl,

R¹¹ represents C1-6 alkyl, C3-6 cycloalkyl, phenyl, or a four- to six-membered heterocyclic ring and may be substituted with one to three R¹³, wherein, when a plurality of R¹³ exists, the plurality of R¹³ each independently may be the same or different, and

R¹³ represents halogen, C1-6 alkyl, C3-6 cycloalkyl, C1-4 alkoxy, a hydroxyl group, -NR²⁰R²¹, benzene, or a four- to six-membered heterocyclic ring,

wherein R²⁰ and R²¹ each independently represent a hydrogen atom or C1-4 alkyl, and ra represents an integer of 0 to 2.

[0021] A further aspect of the invention relates to a compound represented by formula (1-2) according to claim 1, a salt thereof, a solvate thereof, or an N-oxide thereof for use in the treatment of cancer, wherein said compound, a salt thereof, a solvate thereof, or an N-oxide thereof, is administered in combination with an immune checkpoint inhibitor.

[0022] Another aspect of the invention relates to a therapeutic agent for use in the treatment of cancer comprising a combination of the compound represented by formula (1-2) according to claim 1, a salt thereof, a solvate thereof, or an N-oxide thereof, and an immune checkpoint inhibitor.

[0023] A further aspect of the invention relates to a therapeutic agent for use in the treatment of cancer containing the compound represented by formula (1-2) according to claim 1, a salt thereof, an N-oxide thereof, or a solvate thereof as an active ingredient, characterized by being administered in combination with an immune checkpoint inhibitor.

[0024] Another aspect of the invention relates to a therapeutic agent for use in the treatment of cancer containing an immune checkpoint inhibitor as an active ingredient characterized by being administered in combination with the compound represented by formula (1-2) according to claim 1, a salt thereof, an N-oxide thereof, or a solvate thereof.

[0025] A further aspect of the invention relates to a immune checkpoint inhibitor for use in the treatment of cancer, wherein said compound is administered in combination with a compound represented by formula (1-2) according to claim 1, a salt thereof, a solvate thereof, an N-oxide thereof.

[0026] Preferred embodiments of the invention are set forth in the dependent claims.

ADVANTAGEOUS EFFECTS OF INVENTION

[0027] The combination of the invention is useful for the treatment of cancer.

BRIEF DESCRIPTION OF DRAWINGS

[0028]

[FIG. 1] FIG. 1 shows the effect of the combination therapy with the compound of Example 2-13 and an anti-mouse PD-1 antibody in an allograft model of mouse colorectal cancer cell line MC38. In the figure, the combination therapy indicates the group of the combination therapy with the compound of Example 2-13 and the anti-mouse PD-1 antibody.

[FIG. 2] FIG. 2 shows the effect of the combination therapy with the compound of Example 2-2 and an anti-mouse PD-1 antibody in an allograft model of mouse colorectal cancer cell line MC38. In the figure, the combination therapy indicates the group of the combination therapy with the compound of Example 2-2 and the anti-mouse PD-1 antibody.

[FIG. 3] FIG. 3 shows the effect of the combination therapy with the compound of Example 2-13 and an anti-mouse CTLA-4 antibody in an allograft model of mouse colorectal cancer cell line MC38. In the figure, the combination therapy indicates the group of the combination therapy with the compound of Example 2-13 and the anti-mouse CTLA-4 antibody.

[FIG. 4] FIG. 4 shows the effect of the combination therapy with the compound of Example 2-13 and an anti-mouse PD-1 antibody in an allograft model of mouse fibrosarcoma cell line Sa1N. In the figure, the combination therapy indicates the group of the combination therapy with the compound of Example 2-13 and the anti-mouse PD-1 antibody.

[FIG. 5] FIG. 5 shows the effect of the combination therapy with the compound of Example 2-13 and an anti-mouse PD-1 antibody in an allograft model of mouse colorectal cancer cell line CT26. In the figure, the combination therapy indicates the group of the combination therapy with the compound of Example 2-13 and the anti-mouse PD-1 antibody.

DESCRIPTION OF EMBODIMENTS

[0029] The present invention is explained below in detail.

[0030] In the present invention, "C1-4 alkyl" is, for example, methyl, ethyl, n-propyl, isopropyl, n-butyl, sec-butyl, tert-butyl, or isobutyl.

[0031] In the present invention, "C1-3 alkyl" is, for example, methyl, ethyl, n-propyl, or isopropyl.

[0032] In the present invention, "C1-5 alkylene" is, for example, methylene, ethylene, propylene, butylene, or pentylene.

[0033] In the present invention, "C2-5 alkenylene" is, for example, ethenylene, 1-propenylene, 2-propenylene, 1-butenylene, 2-butenylene, 3-butenylene, 1-pentenylene, 2-pentenylene, 3-pentenylene, 4-pentenylene, or the like.

[0034] In the present invention, "C2-5 alkynylene" is, for example, ethynylene, 1-propynylene, 2-propynylene, 1-butynylene, 2-butynylene, 3-butynylene, 1-pentynylene, 2-pentynylene, 3-pentynylene, 4-pentynylene, or the like.

[0035] In the present invention, "halogen" is fluorine, chlorine, bromine, or iodine.

[0036] In the present invention, "C1-4 alkoxy" is, for example, methoxy, ethoxy, propoxy, isopropoxy, butoxy, 1-methylpropoxy, tert-butoxy, isobutoxy, or the like.

[0037] In the present invention, "C1-4 alkylthio" is, for example, methylthio, ethylthio, propylthio, isopropylthio, butylthio, 1-methylpropylthio, tert-butylthio, isobutylthio, or the like.

[0038] In the present invention, "C2-4 alkenyl" is, for example, ethenyl, 1-propenyl, 2-propenyl, 1-butenyl, 2-butenyl, 3-butenyl, or the like.

[0039] In the present invention, "C2-4 alkynyl" is, for example, ethynyl, 1-propynyl, 2-propynyl, 1-butynyl, 2-butynyl, 3-butynyl, or the like.

[0040] In the present invention, "C1-4 haloalkyl" represents halogen-substituted C1-4 alkyl and is, for example, monofluoromethyl, difluoromethyl, trifluoromethyl, 2-fluoroethyl, 1-fluoroethyl, 2,2-difluoroethyl, 1,2-difluoroethyl, 1,1-difluoroethyl, 2,2,2-trifluoroethyl, 1,2,2-trifluoroethyl, 1,1,2-trifluoroethyl, 1,2,2,2-tetrafluoroethyl, 1,1,2,2-tetrafluoroethyl, pentafluoroethyl, 1,2-dibromo-1,2,2-trifluoroethyl, 1-chloro-1,2,2,2-tetrafluoroethyl, 3-fluoropropyl, 3-chloropropyl, 2-fluoropropyl, 2-chloropropyl, 1-fluoropropyl, 1-chloropropyl, 3,3-difluoropropyl, 2,3-difluoropropyl, 1,3-difluoropropyl, 1,2-difluoropropyl, 2,2-difluoropropyl, 1,1-difluoropropyl, 3,3,3-trifluoropropyl, 2,3,3-trifluoropropyl, 1,3,3-trifluoropropyl, 1,2,2-trifluoropropyl, 1,1,2-trifluoropropyl, 1,1,3-trifluoropropyl, 1,1,2,2-tetrafluoropropyl, 2,2,3,3,3-pentafluoropropyl, 4-fluorobutyl, 4-chlorobutyl, 3-fluorobutyl, 3-chlorobutyl, 2-fluorobutyl, 2-chlorobutyl, 1-fluorobutyl, 1-chlorobutyl, 3,3-difluorobutyl, 2,3-difluorobutyl, 1,3-difluorobutyl, 1,2-difluorobutyl, 2,2-difluorobutyl, 1,1-difluorobutyl, 3,3,3-trifluorobutyl, 2,3,3-trifluorobutyl, 1,3,3-trifluorobutyl, 1,2,2-trifluorobutyl, 1,1,2-trifluorobutyl, 1,1,3-trifluorobutyl, 1,1,2,2-tetrafluorobutyl, 2,2,3,3,3-pentafluorobutyl, or the like.

[0041] In the present invention, "sulfur atom that may be oxidized" represents sulfur (S), sulfoxide (S(O)), or sulfone (SO₂).

[0042] In the present invention, "four- to ten-membered heterocyclic ring" means a four- to ten-membered monocyclic or bicyclic heterocyclic ring containing 1 to 5 heteroatoms selected from an oxygen atom, a nitrogen atom, and a sulfur atom and is, for example, an oxetane, azetidine, pyrrolidine, pyrrole, imidazole, triazole, tetrazole, pyrazole, pyridine, piperidine, piperazine, pyrazine, pyrimidine, pyridazine, azepine, diazepine, furan, pyran, oxepin, thiophene, thiopyran, thiepene, oxazole, isooxazole, thiazole, isothiazole, furazan, oxadiazole, oxazine, oxadiazine, oxazepine, oxadiazepine, thiadiazole, thiazine, thiadiazine, thiazepine, thiadiazepine, indole, isoindole, indolizine, benzofuran, isobenzofuran, benzo thiophene,

isobenzothiophene, indazole, quinoline, isoquinoline, quinolizine, purine, phthalazine, pteridin, naphthyridine, quinoxaline, quinazoline, cinnoline, benzooxazole, benzothiazole, benzoimidazole, benzodioxole, benzooxathiol, chromene, benzofurazan, benzothiadiazole, benzotriazole, pyrroline, pyrrolidine, imidazoline, imidazolidine, triazoline, triazolidine, tetrazoline, tetrazolidine, pyrazoline, pyrazolidine, dihydropyridine, tetrahydropyridine, dihydropyrazine, tetrahydropyrazine, dihydropyrimidine, tetrahydropyrimidine, perhydropyrimidine, dihydropyridazine, tetrahydropyridazine, perhydropyridazine, dihydroazepine, tetrahydroazepine, perhydroazepine, dihydrodiazepine, tetrahydrodiazepine, perhydrodiazepine, dihydrofuran, tetrahydrofuran, dihydropyran, tetrahydropyran, dihydrooxepin, tetrahydrooxepin, perhydrooxepin, dihydrothiophene, tetrahydrothiophene, dihydrothiopyran, tetrahydrothiopyran, dihydrothiepine, tetrahydrothiepine, perhydrothiepine, dihydrooxazole, tetrahydrooxazole (oxazolidine), dihydroisooxazole, tetrahydroisooxazole (isoxazolidine), dihydrothiazole, tetrahydrothiazole (thiazolidine), dihydroisothiazole, tetrahydroisothiazole (isothiazolidine), dihydrofurazan, tetrahydrofurazan, dihydrooxadiazole, tetrahydrooxadiazole (oxadiazolidine), dihydrooxazine, tetrahydrooxazine, dihydrooxadiazine, tetrahydrooxadiazine, dihydrooxazepine, tetrahydrooxazepine, perhydrooxazepine, dihydrooxadiazepine, tetrahydrooxadiazepine, perhydrooxadiazepine, dihydrothiadiazole, tetrahydrothiadiazole (thiadiazolidine), dihydrothiazine, tetrahydrothiazine, dihydrothiadiazine, tetrahydrothiadiazine, dihydrothiazepine, tetrahydrothiazepine, perhydrothiazepine, dihydrothiadiazepine, tetrahydrothiadiazepine, perhydrothiadiazepine, tetrahydrotriazolopyrazine, morpholine, thiomorpholine, oxathiane, indoline, isoindoline, dihydrobenzofuran, perhydrobenzofuran, dihydroisobenzofuran, perhydroisobenzofuran, dihydrobenzothiophene, perhydrobenzothiophene, dihydroisobenzothiophene, perhydroisobenzothiophene, dihydroindazole, perhydroindazole, dihydroquinoline, tetrahydroquinoline, perhydroquinoline, dihydroisoquinoline, tetrahydroisoquinoline, perhydroisoquinoline, dihydrophthalazine, tetrahydrophthalazine, perhydrophthalazine, dihydronaphthyridine, tetrahydronaphthyridine, perhydronaphthyridine, dihydroquinoxaline, tetrahydroquinoxaline, perhydroquinoxaline, dihydroquinazoline, tetrahydroquinazoline, perhydroquinazoline, dihydrocinnoline, tetrahydrocinnoline, perhydrocinnoline, benzooxathiane, dihydrobenzooxazine, dihydrobenzothiazine, pyrazinomorpholine, dihydrobenzooxazole, perhydrobenzooxazole, dihydrobenzothiazole, perhydrobenzothiazole, dihydrobenzoimidazole, perhydrobenzoimidazole, dioxolan, dioxane, dioxaindan, benzodioxane, thiochromane, dihydrobenzodioxine, dihydrobenzoxathiin, chromane, pyrazolopyrimidine, imidazopyridazine, imidazopyridine, imidazopyrimidine, pyrrolopyridine, pyrrolopyrimidine, pyrrolopyridazine, imidazopyrazine, pyrazolopyridine, pyrazolopyrimidine, triazolopyridine, or dihydropyridooxazine ring, or the like.

[0043] In the present invention, "three- to ten-membered heterocyclic ring" means a three- to ten-membered monocyclic or bicyclic heterocyclic ring containing 1 to 5 heteroatoms selected from an oxygen atom, a nitrogen atom, and a sulfur atom and is, for example, aziridine, oxirane, thiirane, any of the heterocyclic rings exemplified above for the "four- to ten-membered heterocyclic ring", or the like.

[0044] In the present invention, "five- to ten-membered aromatic heterocyclic ring" means a

five- to ten-membered monocyclic or bicyclic aromatic heterocyclic ring containing 1 to 4 heteroatoms selected from an oxygen atom, a nitrogen atom, and a sulfur atom and is, for example, a pyrrole, imidazole, triazole, tetrazole, pyrazole, furan, thiophene, oxazole, isooxazole, thiazole, isothiazole, furazan, oxadiazole, thiadiazole, pyridine, pyrazine, pyrimidine, pyridazine, indole, isoindole, benzofuran, isobenzofuran, benzothiophene, isobenzothiophene, indazole, purine, benzooxazole, benzothiazole, benzoimidazole, benzofurazan, benzothiadiazole, benzotriazole, quinoline, isoquinoline, phthalazine, pteridin, naphthyridine, quinoxaline, quinazoline, or cinnoline ring, or the like.

[0045] In the present invention, "five- to six-membered monocyclic aromatic heterocyclic ring" is, for example, a pyrrole, imidazole, triazole, tetrazole, pyrazole, pyridine, pyrazine, pyrimidine, pyridazine, furan, thiophene, oxazole, isooxazole, thiazole, isothiazole, furazan, oxadiazole, or thiadiazole ring, or the like.

[0046] In the present invention, "C4-10 carbon ring" means a C4 to 10 monocyclic or bicyclic carbon ring and is, for example, a cyclobutane, cyclopentane, cyclohexane, cycloheptane, cyclooctane, cyclononane, cyclodecane, cyclopentene, cyclohexene, cycloheptene, cyclooctene, cyclopentadiene, cyclohexadiene, cycloheptadiene, cyclooctadiene, benzene, pentalene, perhydropentalene, azulene, perhydroazulene, indene, perhydroindene, indane, naphthalene, dihydronaphthalene, tetrahydronaphthalene, or perhydronaphthalene ring, or the like.

[0047] In the present invention, "C3-10 carbon ring" means a C3 to 10 monocyclic or bicyclic carbon ring and is, for example, cyclopropane, any of the carbon rings exemplified above for the "C4-10 carbon ring", or the like.

[0048] In the present invention, "C1-6 alkyl" is, for example, methyl, ethyl, n-propyl, isopropyl, n-butyl, sec-butyl, tert-butyl, isobutyl, pentyl, 1-methylbutyl, 2-methylbutyl, 3-methylbutyl, 1,1-dimethylpropyl, 1,2-dimethylpropyl, 2,2-dimethylpropyl, hexyl, 1-methylpentyl, 2-methylpentyl, 3-methylpentyl, 4-methylpentyl, 1,1-dimethylbutyl, 1,2-dimethylbutyl, 1,3-dimethylbutyl, 2,2-dimethylbutyl, 2,3-dimethylbutyl, 1-methyl-1-ethylpropyl, 2-methyl-2-ethylpropyl, 1-ethylbutyl, 2-ethylbutyl, or the like.

[0049] In the present invention, "C3-6 cycloalkyl" is cyclopropyl, cyclobutyl, cyclopentyl, or cyclohexyl.

[0050] In the present invention, "four- to six-membered heterocyclic ring" means a four- to six-membered monocyclic heterocyclic ring containing 1 to 4 heteroatoms selected from an oxygen atom, a nitrogen atom, and a sulfur atom and is, for example, an oxetane, azetidine, pyrrolidine, piperidine, pyrazine, pyran, thiopyran, oxazine, oxadiazine, thiazine, thiadiazine, pyrrole, imidazole, triazole, tetrazole, pyrazole, pyridine, pyrimidine, pyridazine, furan, thiophene, oxazole, isooxazole, thiazole, isothiazole, furazan, oxadiazole, or thiadiazole ring, or the like.

[0051] In the present invention, R^1 is COOR^8 .

[0052] In the present invention, R^8 is a hydrogen atom.

[0053] In the present invention, L^1 is preferably C1-5 alkylene or C2-5 alkenylene, more preferably C1-5 alkylene, particularly preferably propylene.

[0054] In the present invention, R^{6a} is preferably a hydrogen atom or fluorine, more preferably a hydrogen atom.

[0055] In the present invention, R^4 is preferably methyl, ethyl, or trifluoromethyl, more preferably methyl.

[0056] In the present invention, R^{11} is preferably C1-6 alkyl, C3-6 cycloalkyl, or a pyran, pyrrolidine, piperidine, pyrazole, thiazole, oxazole, isooxazole, pyridine, pyridazine, or pyrimidine ring, more preferably C1-6 alkyl.

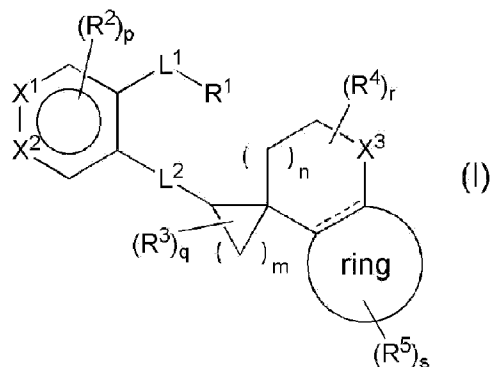
[0057] In the present invention, R^{13} is preferably halogen, C1-6 alkyl, C3-6 cycloalkyl, C1-4 alkoxy, a hydroxyl group, $-\text{NR}^{20}\text{R}^{21}$, or a benzene, oxetane, pyridine, pyrazole, or oxazole ring, more preferably fluorine, methyl, ethyl, n-propyl, isopropyl, n-butyl, sec-butyl, tert-butyl, isobutyl, cyclopentyl, cyclobutyl, oxetane, a hydroxyl group, methoxy, ethoxy, propoxy, isopropoxy, dimethylamino, or a benzene, pyridine, pyrazole, or oxazole ring.

[0058] In the present invention, R^{20} is preferably a hydrogen atom or methyl.

[0059] In the present invention, R^{21} is preferably a hydrogen atom or methyl.

[0060] In the present invention, ra is an integer of 0 to 2.

[0061] The present disclosure relates to compounds of formula (I)



(wherein R^1 represents COOR^8 , tetrazole, SO_3H , SO_2NH_2 , $\text{SO}_2\text{NHR}^{8-1}$, $\text{CONHSO}_2\text{R}^{8-1}$, $\text{SO}_2\text{NHCOR}^{8-1}$, or hydroxamic acid,

wherein R^8 represents a hydrogen atom, C1-4 alkyl, or benzyl, and

R^{8-1} represents C1-4 alkyl, C1-4 haloalkyl, a C3-10 carbon ring, or a three- to ten-membered heterocyclic ring, wherein the C3-10 carbon ring and the three- to ten-membered heterocyclic ring each may be substituted with C1-4 alkyl, C1-4 haloalkyl, C1-4 alkoxy, -O(C1-4 haloalkyl), C1-4 alkylthio, -S(C1-4 haloalkyl), halogen, or nitrile (here and below, "-CN"),

L^1 represents C1-5 alkylene, C2-5 alkenylene, or C2-5 alkynylene,

R^2 represents halogen, C1-4 alkyl, C1-4 alkoxy, C1-4 alkylthio, C2-4 alkenyl, C2-4 alkynyl, -O(C1-4 haloalkyl), -S(C1-4 haloalkyl), -C(O)(C1-4 alkyl), -SO₂(C1-4 alkyl), -CONH(C1-4 alkyl), -CON(C1-4 alkyl)₂, -NHC(O)(C1-4 alkyl), -N(C1-4 alkyl)C(O)(C1-4 alkyl), -NHSO₂(C1-4 alkyl), -N(C1-4 alkyl)SO₂(C1-4 alkyl), -SO₂NH(C1-4 alkyl), -SO₂N(C1-4 alkyl)₂, -NR¹⁷R¹⁷, nitro, nitrile, a hydroxyl group, aldehyde (here and below, formyl), or carboxyl, wherein the C1-4 alkyl groups each may be substituted with halogen, and

the (C1-4 alkyl)₂ in R^2 represents two independent C1-4 alkyl groups which may be the same or different,

X^1 represents CR⁶ or a nitrogen atom, wherein R^6 represents a hydrogen atom or R^2 ,

X^2 represents CR⁷ or a nitrogen atom, wherein R^7 represents a hydrogen atom, R^2 , or -L³-R⁹, wherein L³ represents methylene, an oxygen atom, or a sulfur atom which may be oxidized, and R^9 represents a four- to ten-membered heterocyclic ring which may be substituted with a substituent selected from the group consisting of halogen, C1-4 alkyl, and C1-4 haloalkyl,

L^2 represents -CH₂CH₂-, -CH=CH-, -CH₂O-, -OCH₂-, -CH₂S-, -SCH₂-, -CH₂S(O)-, -S(O)CH₂-, -CH₂SO₂-, -SO₂CH₂-, -CH₂NH-, -NHCH₂-, -NHCO-, -CONH-, -NHSO₂-, or -SO₂NH-,

R^3 represents C1-4 alkyl or halogen,

R^4 represents halogen, C1-4 alkyl, or C1-4 haloalkyl,

X^3 represents methylene, an oxygen atom, a sulfur atom which may be oxidized, or NR¹⁰, wherein R^{10} represents C1-4 alkyl, -C(O)(C1-4 alkyl), -C(O)O(C1-4 alkyl), or -SO₂(C1-4 alkyl), wherein the C1-4 alkyl groups each may be substituted with halogen,

the ring represents a benzene ring or a five- or six-membered monocyclic aromatic heterocyclic ring, represents a single bond or a double bond,

R^5 represents (1) halogen, (2) C1-4 alkyl, (3) carboxyl, (4) nitrile, (5) -CONHR¹¹, (6) -C(O)R¹², (7) -OR¹⁴, (8) -S(O)_tR¹⁵, (9) -CH₂R¹⁶, (10) -NR¹⁷R¹⁷, (11) -NHCOR¹¹, (12) a C4-10 carbon

ring, or (13) a four- to ten-membered heterocyclic ring, wherein the C4-10 carbon ring or the four- to ten-membered heterocyclic ring may be substituted with one to three R¹⁸, wherein, when a plurality of R¹⁸ exists, the plurality of R¹⁸ each independently may be the same or different,

R¹¹ represents C1-6 alkyl, C3-6 cycloalkyl, phenyl, or a four- to six-membered heterocyclic ring and may be substituted with one to three R¹³, wherein, when a plurality of R¹³ exists, the plurality of R¹³ each independently may be the same or different, and

R¹³ represents halogen, C1-6 alkyl, C3-6 cycloalkyl, C1-4 alkoxy, a hydroxyl group, -NR²⁰R²¹, benzene, or a four- to six-membered heterocyclic ring,

wherein R²⁰ and R²¹ each independently represent a hydrogen atom or C1-4 alkyl,

R¹² represents C1-6 alkyl, C3-6 cycloalkyl, benzene, or a four- to six-membered heterocyclic ring, wherein the C3-6 cycloalkyl, the benzene, and the four- to six-membered heterocyclic ring each independently may be substituted with halogen, C1-4 alkyl, or C1-4 alkoxy,

R¹⁴ represents a hydrogen atom, C1-6 alkyl, C3-6 cycloalkyl, benzene, or benzyl, wherein the C1-6 alkyl may be substituted with one to three R¹⁹, wherein, when a plurality of R¹⁹ exists, the plurality of R¹⁹ each independently may be the same or different, and

R¹⁹ represents C1-4 alkoxy, -CONH(C1-4 alkyl), -CON(C1-4 alkyl)₂, or a five- or six-membered monocyclic aromatic heterocyclic ring which may be substituted with a substituent selected from the group consisting of C1-4 alkyl and C1-4 haloalkyl,

wherein the (C1-4 alkyl)₂ in R¹⁹ represents two independent C1-4 alkyl groups which may be the same or different,

R¹⁵ represents C1-6 alkyl, C3-6 cycloalkyl, benzene, or benzyl,

R¹⁶ represents a hydroxyl group or C1-4 alkoxy,

each R¹⁷ independently represents a hydrogen atom, C1-6 alkyl, or C3-6 cycloalkyl, and

R¹⁸ represents halogen, C1-6 alkyl, C3-6 cycloalkyl, C1-4 alkoxy, oxo, nitrile, a hydroxyl group, hydroxymethyl, 1-methyl-1-hydroxyethyl, (C1-4 alkyl)SO₂-, a four- to six-membered heterocyclic ring, (C1-4 alkyl)NH-, or (C1-4 alkyl)₂N-,

wherein the (C1-4 alkyl)₂ in R¹⁸ represents two independent C1-4 alkyl groups which may be the same or different,

m represents an integer of 1 to 4,

n represents an integer of 0 to 4,

p represents an integer of 0 to 2,

q represents an integer of 0 to 6,

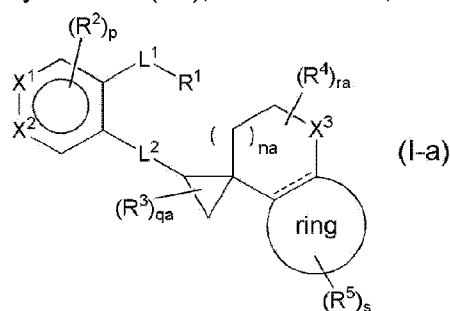
r represents an integer of 0 to 6,

s represents an integer of 0 to 4,

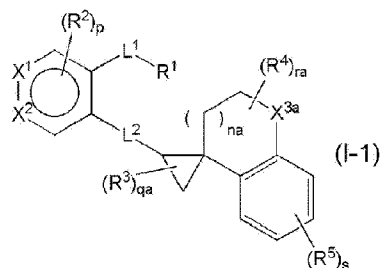
t represents an integer of 0 to 2, and

R^2 , R^3 , R^4 , and R^5 each independently may be the same or different when p, q, r, and s are each an integer of 2 or more.)

[0062] In one instance, the compound represented by formula (I) is a compound represented by formula (I-a), a salt thereof, an N-oxide thereof, a solvate thereof, or a prodrug of these.

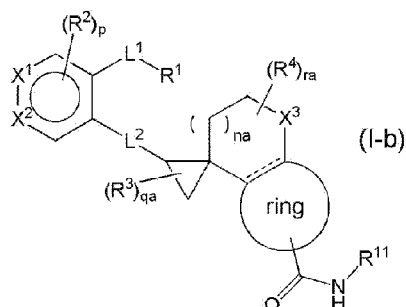


[0063] (In the formula, all the symbols have the same meanings as the symbols defined with respect to formula (I) and n_a represents an integer of 0 or 1, q_a represents an integer of 0 to 3, r_a represents an integer of 0 to 4, X^{3a} represents methylene or an oxygen atom) An example is a compound represented by formula (I-1), a salt thereof, an N-oxide thereof, a solvate thereof, or a prodrug of these.

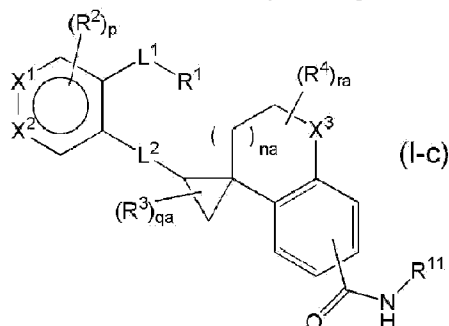


[0064] (In the formula, all the symbols have the same meanings as the symbols defined with respect to formula (I) and n_a represents an integer of 0 or 1, q_a represents an integer of 0 to 3, r_a represents an integer of 0 to 4, X^{3a} represents methylene or an oxygen atom

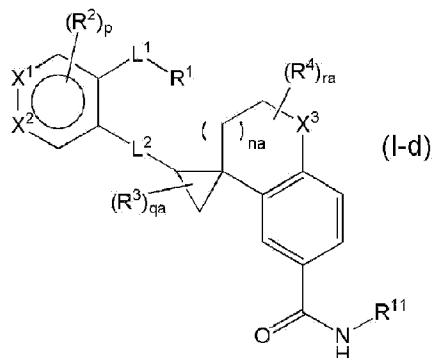
[0065] In another instance, the compound represented by formula (I) is a compound represented by formula (I-b), a salt thereof, an N-oxide thereof, a solvate thereof, or a prodrug of these.



[0066] (In the formula, all the symbols have the same meanings as the symbols defined with respect to formula (I) and na represents an integer of 0 or 1, qa represents an integer of 0 to 3, ra represents an integer of 0 to 4, X^{3a} represents methylene or an oxygen atom) An example is a compound represented by formula (I-c), a salt thereof, an N-oxide thereof, a solvate thereof, or a prodrug of these.

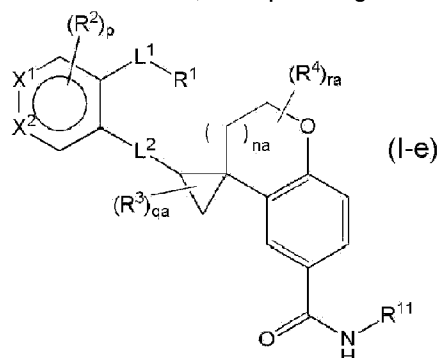


[0067] (In the formula, all the symbols have the same meanings as the symbols defined with respect to formula (I) and na represents an integer of 0 or 1, qa represents an integer of 0 to 3, ra represents an integer of 0 to 4, X^{3a} represents methylene or an oxygen atom.) An example is a compound represented by formula (I-d), a salt thereof, an N-oxide thereof, a solvate thereof, or a prodrug of these.

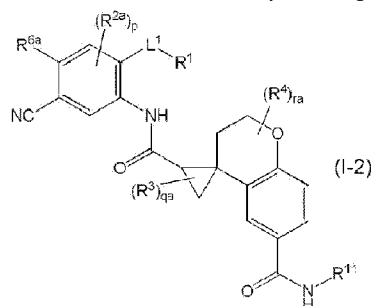


[0068] (In the formula, all the symbols have the same meanings as the symbols defined with

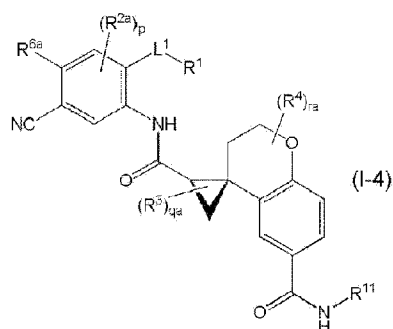
respect to formula (I) and n_a represents an integer of 0 or 1, q_a represents an integer of 0 to 3, r_a represents an integer of 0 to 4, X^{3a} represents methylene or an oxygen atom) An example is a compound represented by formula (I-e), a salt thereof, an N-oxide thereof, a solvate thereof, or a prodrug of these.



[0069] (In the formula, all the symbols have the same meanings as the symbols defined with respect to formula (I) and n_a represents an integer of 0 or 1, q_a represents an integer of 0 to 3, r_a represents an integer of 0 to 4, X^{3a} represents methylene or an oxygen atom.) An example is a compound represented by formula (I-2), a salt thereof, an N-oxide thereof, a solvate thereof, or a prodrug of these.

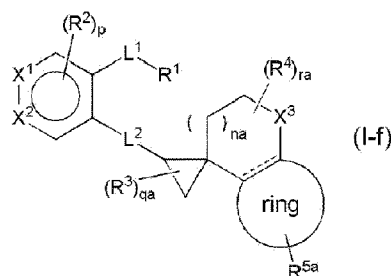


[0070] (In the formula, all the symbols have the same meanings as the symbols defined with respect to formula (I), n_a represents an integer of 0 or 1, q_a represents an integer of 0 to 3, r_a represents an integer of 0 to 4, X^{3a} represents methylene or an oxygen atom, R^{2a} represents halogen, and R^{6a} represents a hydrogen atom or halogen .) An example is a compound represented by formula (I-4), a salt thereof, an N-oxide thereof, a solvate thereof, or a prodrug of these.

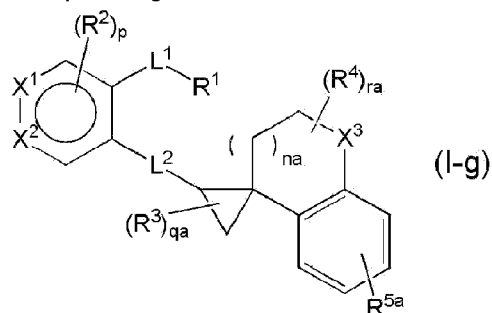


[0071] (In the formula, all the symbols have the same meanings as the symbols defined with respect to formulae (I) and (1-2) above.)

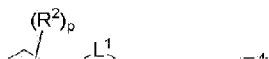
[0072] A further instance of the compound represented by formula (I) is a compound represented by formula (I-f), a salt thereof, an N-oxide thereof, a solvate thereof, or a prodrug of these.

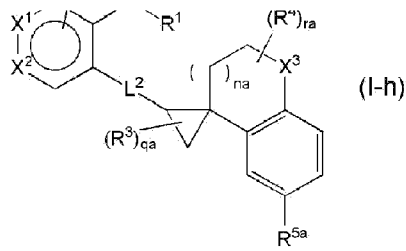


[0073] (In the formula, all the symbols have the same meanings as the symbols defined with respect to formula (I), n_a represents an integer of 0 or 1, q_a represents an integer of 0 to 3, r_a represents an integer of 0 to 4, X^{3a} represents methylene or an oxygen atom, and R^{5a} is a C4-10 carbon ring which may be substituted with one to three R^{18} or a four- to ten-membered heterocyclic ring which may be substituted with one to three R^{18} , wherein, when a plurality of R^{18} exists, the plurality each independently may be the same or different) An example is a compound represented by formula (I-g), a salt thereof, an N-oxide thereof, a solvate thereof, or a prodrug of these.

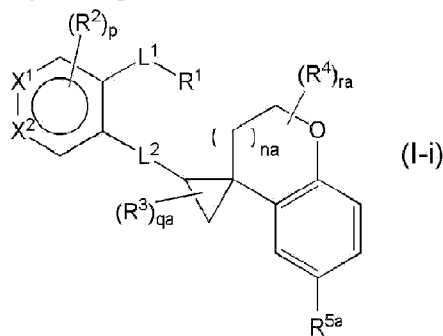


[0074] (In the formula, all the symbols have the same meanings as the symbols defined with respect to formula (I), n_a represents an integer of 0 or 1, q_a represents an integer of 0 to 3, r_a represents an integer of 0 to 4, X^{3a} represents methylene or an oxygen atom, and R^{5a} is a C4-10 carbon ring which may be substituted with one to three R^{18} or a four- to ten-membered heterocyclic ring which may be substituted with one to three R^{18} , wherein, when a plurality of R^{18} exists, the plurality each independently may be the same or different.) An example is a compound represented by formula (I-h), a salt thereof, an N-oxide thereof, a solvate thereof, or a prodrug of these.



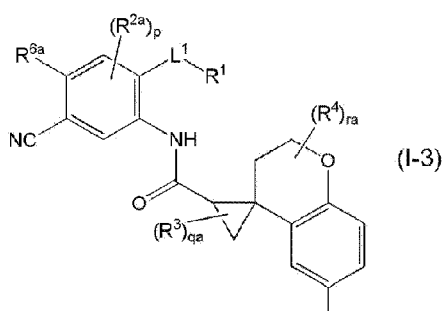


[0075] (In the formula, all the symbols have the same meanings as the symbols defined with respect to formula (I), n_a represents an integer of 0 or 1, q_a represents an integer of 0 to 3, r_a represents an integer of 0 to 4, X^{3a} represents methylene or an oxygen atom, and R^{5a} is a C4-10 carbon ring which may be substituted with one to three R^{18} or a four- to ten-membered heterocyclic ring which may be substituted with one to three R^{18} , wherein, when a plurality of R^{18} exists, the plurality each independently may be the same or different.) An example is a compound represented by formula (I-i), a salt thereof, an N-oxide thereof, a solvate thereof, or a prodrug of these.



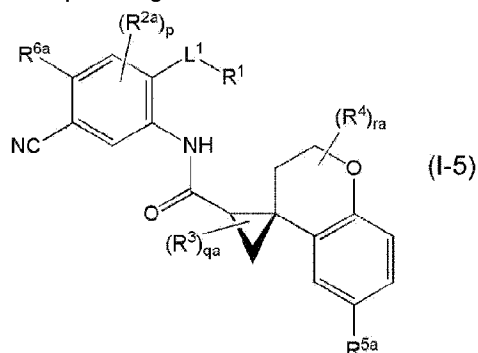
[0076] (In the formula, all the symbols have the same meanings as the symbols defined with respect to formula (I), n_a represents an integer of 0 or 1, q_a represents an integer of 0 to 3, r_a represents an integer of 0 to 4, X^{3a} represents methylene or an oxygen atom, and R^{5a} is a C4-10 carbon ring which may be substituted with one to three R^{18} or a four- to ten-membered heterocyclic ring which may be substituted with one to three R^{18} , wherein, when a plurality of R^{18} exists, the plurality each independently may be the same or different.) An example is a compound represented by formula (I-3), a salt thereof, an N-oxide thereof, a solvate thereof, or a prodrug of these.

[Chem. 22]



R^{5a}

[0077] (In the formula, all the symbols have the same meanings as the symbols defined with respect to formula (I), n_a represents an integer of 0 or 1, q_a represents an integer of 0 to 3, r_a represents an integer of 0 to 4, X^{3a} represents methylene or an oxygen atom, and R^{5a} is a C4-10 carbon ring which may be substituted with one to three R¹⁸ or a four- to ten-membered heterocyclic ring which may be substituted with one to three R¹⁸, wherein, when a plurality of R¹⁸ exists, the plurality each independently may be the same or different.) An example is a compound represented by formula (1-5), a salt thereof, an N-oxide thereof, a solvate thereof, or a prodrug of these.



[0078] (In the formula, all the symbols have the same meanings as the symbols defined with respect to formula (I), n_a represents an integer of 0 or 1, q_a represents an integer of 0 to 3, r_a represents an integer of 0 to 4, X^{3a} represents methylene or an oxygen atom, and R^{5a} is a C4-10 carbon ring which may be substituted with one to three R¹⁸ or a four- to ten-membered heterocyclic ring which may be substituted with one to three R¹⁸, wherein, when a plurality of R¹⁸ exists, the plurality each independently may be the same or different.)

[0079] In the present disclosure, L¹ is independently propylene, and L² is independently -CH=CH-, -NHCO-, -CONH-, -NHSO₂-, or -SO₂NH- in a formula selected from the group of formula (I-a), formula (I-b), formula (I-c), formula (I-d), formula (I-e), formula (I-f), formula (I-g), formula (I-h), formula (I-i), and formula (1-1) above. For example, L¹ is propylene, and L² is -NHCO- or -CONH-. Alternatively, L¹ is propylene, and L² is -NHCO-.

[0080] In the present disclosure, examples of the compound are the compound of Example 1, the compounds of Example 2-1 to Example 2-47, the compound of Example 3, the compounds of Example 4-1 to Example 4-3, the compounds of Examples 5 and 6, the compounds of Example 7-1 to Example 7-28, the compounds of Examples 8 and 9, the compounds of Example 10-1 to Example 10-12, the compound of Example 11, the compounds of Example 12-1 to Example 12-3, the compounds of Examples 13 to 17, the compounds of Example 18-1 to Example 18-3, the compound of Example 19, the compounds of Example 20-1 to Example

20-5, the compounds of Examples 21 and 22, the compounds of Example 23-1 and Example 23-2, the compounds of Examples 24 to 27, the compounds of Example 28-1 and Example 28-2, the compounds of Examples 29 and 30, the compounds of Example 31-1 and Example 31-2, the compound of Example 32, the compounds of Example 33-1 to Example 33-5, the compounds of Examples 34 to 36, the compounds of Example 37-1 and Example 37-2, the compounds of Example 38-1 and Example 38-2, and the compound of Example 39, a salt thereof, an N-oxide thereof, a solvate thereof, or a prodrug of these.

[0081] All of isomers fall within the scope of the present invention, unless otherwise specifically stated. For example, the alkyl groups, the alkoxy groups, the alkylene groups, and the like include linear and branched chain groups. The present invention also includes all of isomers due to a double bond, a ring, and a fused ring (E, Z, cis, and trans isomers), isomers due to the presence of an asymmetric carbon or the like (R and S isomers, α and β isomers, enantiomers, and diastereomers), optical isomers involving optical rotation (D, L, d, and l isomers), polar compounds separated by chromatography (high-polarity and low-polarity compounds), equilibrium compounds, rotational isomers, mixtures of any proportions of these compounds, and racemic mixtures. The present invention also includes all isomers due to tautomerism.

[0082] As is clear for a skilled person, the following symbols in the present invention have the following meanings, unless otherwise specifically stated.



represents a bond into the plane of the paper (i.e., the α -configuration).



represents a bond out of the plane of the paper (i.e., the β -configuration).



represents an arbitrary mix of α -configuration and β -configuration.

[Salt]

[0083] The compound of the present invention is converted into a salt using a known method.

[0084] The salt is preferably a pharmaceutically acceptable salt.

[0085] Preferably, the salt is water soluble.

[0086] Examples of the pharmaceutically acceptable salt include acid addition salts, alkali metal salts, alkali-earth metal salts, ammonium salts, amine salts, and the like.

[0087] Examples of the acid addition salts include inorganic acid salts such as hydrochloride, hydrobromate, hydroiodide, sulfates, phosphates, and nitrates, or organic acid salts such as acetates, lactates, tartrates, benzoates, citrates, methanesulfonate, ethanesulfonate, trifluoroacetate, benzenesulfonate, toluenesulfonate, isethionates, glucuronates, and gluconates.

[0088] Examples of the alkali metal salts include salts with potassium, sodium, and the like.

[0089] Examples of the alkali-earth metal salts include salts with calcium, magnesium, and the like.

[0090] Examples of the ammonium salts include salts with tetramethylammonium and the like.

[0091] Examples of the amine salts include salts with triethylamine, methylamine, dimethylamine, cyclopentylamine, benzylamine, phenethylamine, piperidine, monoethanolamine, diethanolamine, tris(hydroxymethyl)aminomethane, lysine, arginine, N-methyl-D-glucamine, and the like.

[0092] The compound used for the present invention may be transformed into an N-oxide using any method. N-Oxides refer to compounds represented by formula (I) with oxidized nitrogen atoms.

[0093] The compound of the present invention and a salt thereof may be transformed into a solvate.

[0094] Preferably, the solvate is non-toxic and water soluble. Examples of suitable solvates include solvates using water and solvates using alcoholic solvents (for example, ethanol and the like). The solvate is preferably a hydrate.

[Prodrug]

[0095] A prodrug of the compound represented by formula (I) refers to a compound that is transformed into the compound represented by formula (I) in the body through reaction with an enzyme, stomach acid, or the like. The following are examples of prodrugs of the compounds represented by formula (I): a compound represented by formula (I) with an amino group that is acylated, alkylated, or phosphorylated (for example, a compound represented by formula (I) with an amino group that is eicosanoylated, alanylated, pentylaminocarbonylated, (5-methyl-2-oxo-1,3-dioxolen-4-yl)methoxycarbonylated, tetrahydrofuranylated, pyrrolidylmethylated, pivaloyloxymethylated, acetoxymethylated, or tert-butylated, and the like); a compound represented by formula (I) with a hydroxyl group that is acylated, alkylated, phosphorylated, or borated (for example, a compound represented by formula (I) with a hydroxyl group that is acetylated, palmitoylated, propanoylated, pivaloylated, succinylated, fumarylated, alanylated, or dimethylaminomethylcarbonylated, and the like); a compound represented by formula (I) with a carboxy group that is esterified or amidated (for example, a compound represented by formula (I) with a carboxy group that is ethylesterified, phenylesterified, carboxymethylesterified, dimethylaminomethylesterified, pivaloyloxymethylesterified, 1-{(ethoxycarbonyl)oxy}ethylesterified, phthalidylesterified, (5-methyl-2-oxo-1,3-dioxolen-4-yl)methylesterified, 1-[(cyclohexyloxy)carbonyl]oxy}ethylesterified, or methylamidated, and the like); and the like. These compounds may be produced by a method known per se. The

prodrug of the compound represented by formula (I) may be a hydrate or a nonhydrate. The prodrug of the compound represented by formula (I) may be one that transforms into the compound represented by formula (I) under physiological conditions, such as described in *Pharmaceutical research and development, Vol. 7, Molecular Design*, pp. 163 - 198, 1990, Hirokawa Publishing Company.

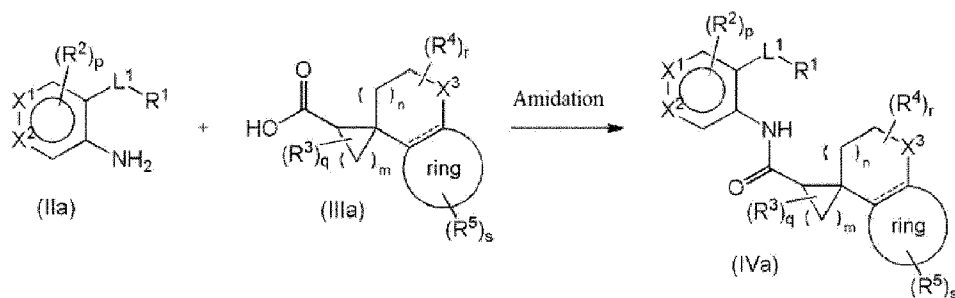
[0096] The atoms constituting the compounds represented by formula (I) may be replaced with their isotopes (for example, ^2H , ^3H , ^{13}C , ^{14}C , ^{15}N , ^{16}N , ^{17}O , ^{18}O , ^{18}F , ^{35}S , ^{36}Cl , ^{77}Br , ^{125}I , and the like) or the like.

[Method of Production of the Compounds]

[0097] The compounds represented by formula (I) may be produced by known methods, for example, by the methods described below, methods equivalent thereto, or the methods described in the Examples. In the methods of production below, a raw material compound may be in the form of a salt. The salt may be any of the pharmaceutically acceptable salts exemplified for the compounds represented by formula (I).

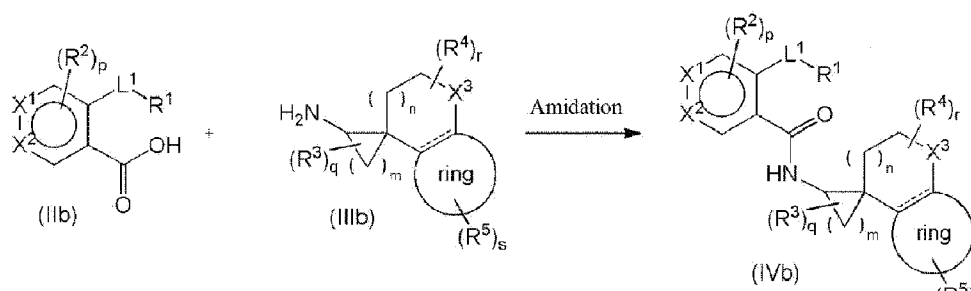
[0098] The compound represented by formula (I) of which L^2 is $-\text{NHCO}-$ (a compound represented by formula (IVa)) and the compound represented by formula (I) of which L^2 is $-\text{CONH}-$ (a compound represented by formula (IVb)) can be produced by the methods represented by the following reaction scheme (Ia) and reaction scheme (Ib), respectively.

Reaction Scheme (Ia)



[0099] (In the formulae, all the symbols have the same meanings as the symbols defined with respect to formula (I).)

Reaction Scheme (Ib)



(K[~])_s

[0100] (In the formulae, all the symbols have the same meanings as the symbols defined with respect to formula (I).)

[0101] Specifically, the compound represented by formula (IVa) can be produced by amidation reaction of the compound represented by formula (IIa) and the compound represented by formula (IIIa). The compound represented by formula (IVb) can be produced by amidation reaction of the compound represented by formula (IIb) and the compound represented by formula (IIIb).

[0102] The amidation reaction is known and may be, for example,

1. (1) a method using an acid halide,
2. (2) a method using a mixed acid anhydride,
3. (3) a method using a condensing agent, or the like.

[0103] The following describes these methods in detail.

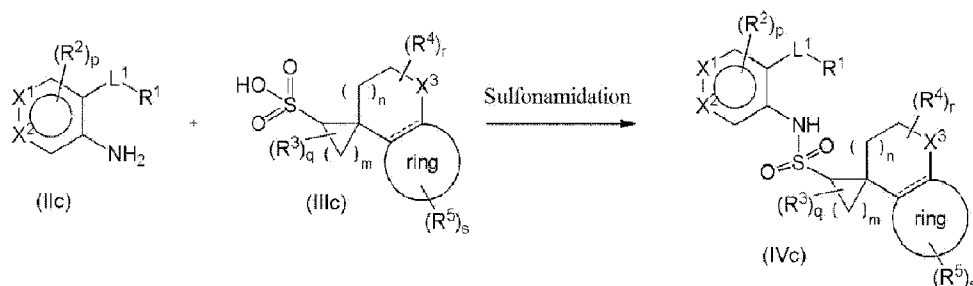
1. (1) In the method using an acid halide, for example, carboxylic acid is reacted with an acid halide reagent (oxalyl chloride, thionyl chloride, or the like) at about -20°C to reflux temperature in an organic solvent (chloroform, dichloromethane, diethyl ether, tetrahydrofuran, or the like) or without solvent. The resulting acid halide is then reacted with an amine in an organic solvent (chloroform, dichloromethane, diethyl ether, tetrahydrofuran, or the like) at about 0 to 40°C in the presence of a base (pyridine, triethylamine, dimethylaniline, dimethylaminopyridine, diisopropylethylamine, or the like). Alternatively, the resulting acid halide may be reacted with an amine at about 0 to 40°C in an organic solvent (dioxane, tetrahydrofuran, or the like), using an alkaline aqueous solution (sodium bicarbonate water, a sodium hydroxide solution, or the like).
2. (2) In the method using a mixed acid anhydride, for example, carboxylic acid is reacted with an acid halide (pivaloyl chloride, tosyl chloride, mesyl chloride, or the like) or with an acid derivative (ethyl chloroformate, isobutyl chloroformate, or the like) at about 0 to 40°C in an organic solvent (chloroform, dichloromethane, diethyl ether, tetrahydrofuran, or the like) or without solvent, in the presence of a base (pyridine, triethylamine, dimethylaniline, dimethylaminopyridine, diisopropylethylamine, or the like). The resulting mixed acid anhydride is then reacted with an amine at about 0 to 40°C in an organic solvent (chloroform, dichloromethane, diethyl ether, tetrahydrofuran, or the like).
3. (3) In the method using a condensing agent, for example, carboxylic acid is reacted with an amine at about 0°C to reflux temperature in an organic solvent (chloroform, dichloromethane, dimethylformamide, dimethylacetoamide, diethyl ether, tetrahydrofuran, or the like) or without solvent in the presence or absence of a base (pyridine, triethylamine, dimethylaniline, dimethylaminopyridine, or the like), using a condensing agent (1,3-dicyclohexylcarbodiimide (DCC), 1-ethyl-3-[3-

(dimethylamino)propyl]carbodiimide (EDC), 1,1'-carbonyldiimidazole (CDI), 2-chloro-1-methylpyridiniumiodine, or 1-propylphosphonic acid cyclic anhydride (1-propanephosphonic acid cyclic anhydride (T3P) or the like)), with or without 1-hydroxybenzotriazole (HOBt).

[0104] Desirably, the reactions (1), (2), and (3) are all performed under anhydrous conditions in an inert gas (argon, nitrogen, or the like) atmosphere.

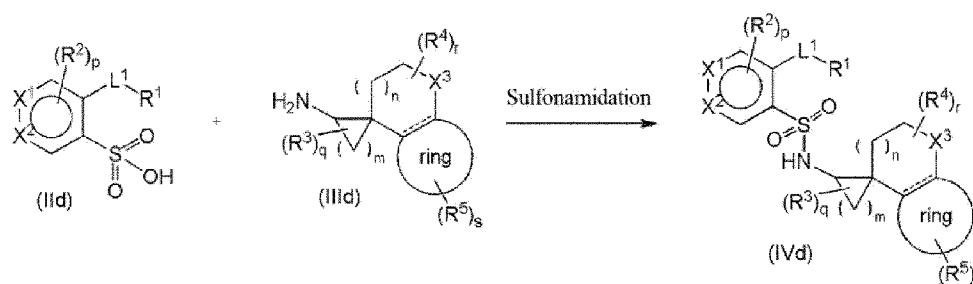
[0105] The compound represented by formula (I) of which L^2 is $-NHSO_2-$ (a compound represented by formula (IVc)) and the compound represented by formula (I) of which L^2 is $-SO_2NH-$ (a compound represented by formula (IVd)) can be produced by the methods represented by the following reaction scheme (Ic) and reaction scheme (Id), respectively.

Reaction Scheme (Ic)



[0106] (In the formulae, all the symbols have the same meanings as the symbols defined with respect to formula (I).)

Reaction Scheme (Id)



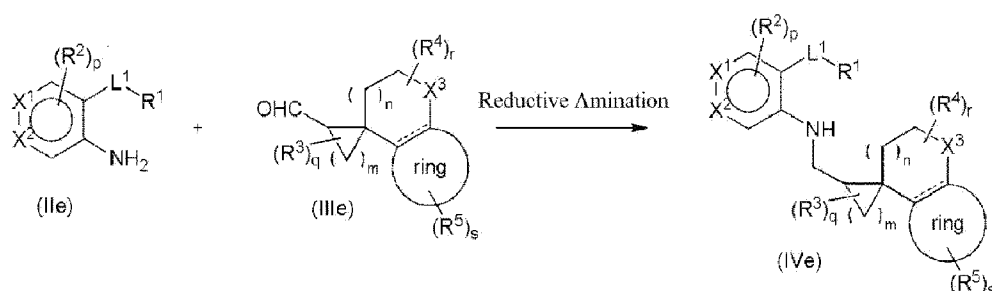
[0107] (In the formulae, all the symbols have the same meanings as the symbols defined with respect to formula (I).)

[0108] Specifically, the compound represented by formula (IVc) can be produced by sulfonamidation reaction of the compound represented by formula (IIc) and the compound represented by formula (IIIc). The compound represented by formula (IVd) can be produced by sulfonamidation reaction of the compound represented by formula (IIId) and the compound represented by formula (IIId).

[0109] The sulfonamidation reaction is known. For example, sulfonic acid is reacted with an acid halide (oxalyl chloride, thionyl chloride, phosphorous pentachloride, phosphorous trichloride, or the like) at -20°C to reflux temperature in an organic solvent (chloroform, dichloromethane, dichloroethane, diethyl ether, tetrahydrofuran, methyl t-butyl ether, or the like) or without solvent. The resulting sulfonyl halide is then reacted with an amine at about 0 to 40°C in an organic solvent (chloroform, dichloromethane, dichloroethane, diethyl ether, tetrahydrofuran, or the like) in the presence of a base (diisopropylethylamine, pyridine, triethylamine, dimethylaniline, dimethylaminopyridine, or the like).

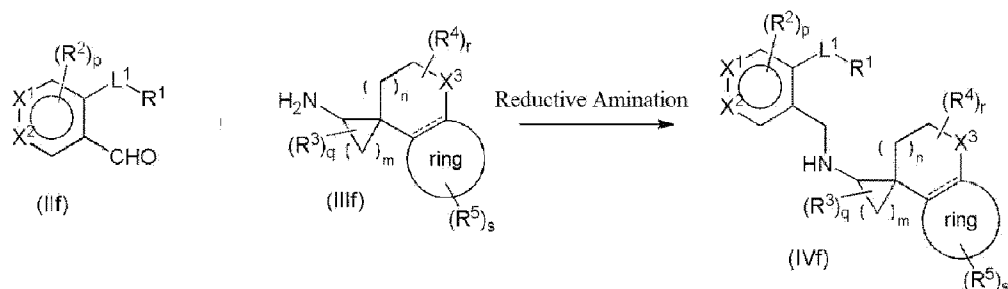
[0110] The compound represented by formula (I) of which L^2 is $-\text{NHCH}_2-$ (a compound used for the present invention represented by formula (IVe)) and the compound represented by formula (I) of which L^2 is $-\text{CH}_2\text{NH}-$ (a compound represented by formula (IVf)) can be produced by the methods represented by the following reaction scheme (Ie) and reaction scheme (If), respectively.

Reaction Scheme (Ie)



[0111] (In the formulae, all the symbols have the same meanings as the symbols defined with respect to formula (I).)

Reaction Scheme (If)



[0112] (In the formulae, all the symbols have the same meanings as the symbols defined with respect to formula (I).)

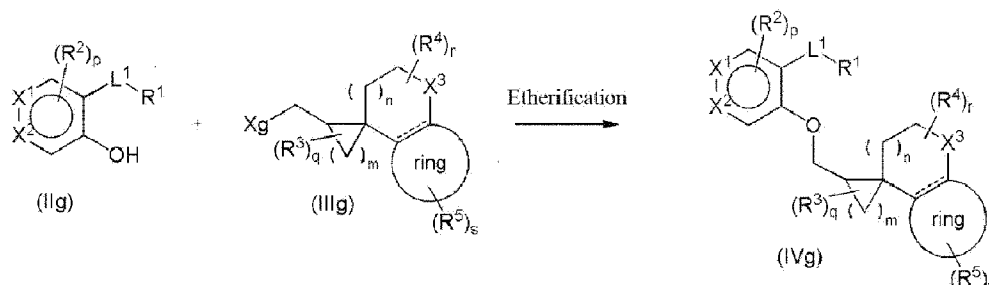
[0113] Specifically, the compound represented by formula (IVe) can be produced by reductive amination reaction of the compound represented by formula (IIe) and the compound represented by formula (IIIe). The compound represented by formula (IVf) can be produced by

reductive amination reaction of the compound represented by formula (IIg) and the compound represented by formula (IIIg).

[0114] The reductive amination reaction is known. For example, the reaction is performed in an organic solvent (dichloroethane, dichloromethane, dimethylformamide, acetic acid, a mixture of these, or the like) at about 0 to 40°C in the presence of a reducing agent (sodium triacetoxyborohydride, sodium cyanoborohydride, sodium borohydride, or the like).

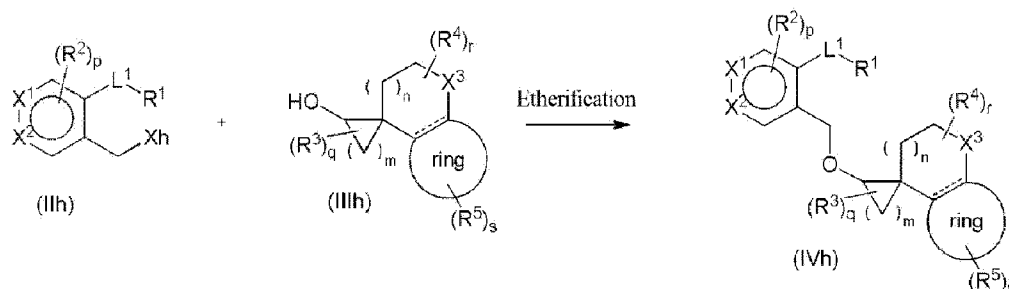
[0115] The compound represented by formula (I) of which L² is -OCH₂- (a compound used for the present invention represented by formula (IVg)) and the compound represented by formula (I) of which L² is -CH₂O- (a compound represented by formula (IVh)) can be produced by the methods represented by the following reaction scheme (Ig) and reaction scheme (Ih), respectively.

Reaction Scheme (Ig)



[0116] (In the formulae, Xg is halogen, tosylate, or mesylate, and the other symbols have the same meanings as the symbols defined with respect to formula (I).)

Reaction Scheme (Ih)



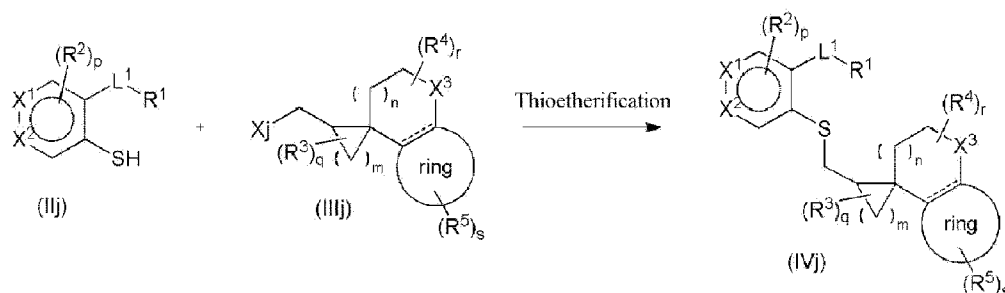
[0117] (In the formulae, Xh is halogen, tosylate, or mesylate, and the other symbols have the same meanings as the symbols defined with respect to formula (I).)

[0118] Specifically, the compound represented by formula (IVg) can be produced by etherification reaction of the compound represented by formula (IIg) and the compound represented by formula (IIIg). The compound represented by formula (IVh) can be produced by etherification reaction of the compound represented by formula (IIh) and the compound represented by formula (IIIh).

[0119] The etherification reaction is known. For example, the reaction is performed in an organic solvent (dimethylformamide, dimethylsulfoxide, chloroform, dichloromethane, diethyl ether, tetrahydrofuran, methyl t-butyl ether, or the like) at about 0 to 100°C in the presence of an alkali metal hydroxide (sodium hydroxide, potassium hydroxide, lithium hydroxide, or the like), an alkali earth metal hydroxide (barium hydroxide, calcium hydroxide, or the like), a carbonate (sodium carbonate, potassium carbonate, or the like), an aqueous solution thereof, or a mixture of these.

[0120] The compound represented by formula (I) of which L² is -SCH₂- (a compound used for the present invention represented by formula (IVj)) and the compound represented by formula (I) of which L² is -CH₂S- (a compound represented by formula (IVk)) can be produced by the methods represented by the following reaction scheme (Ij) and reaction scheme (Ik), respectively.

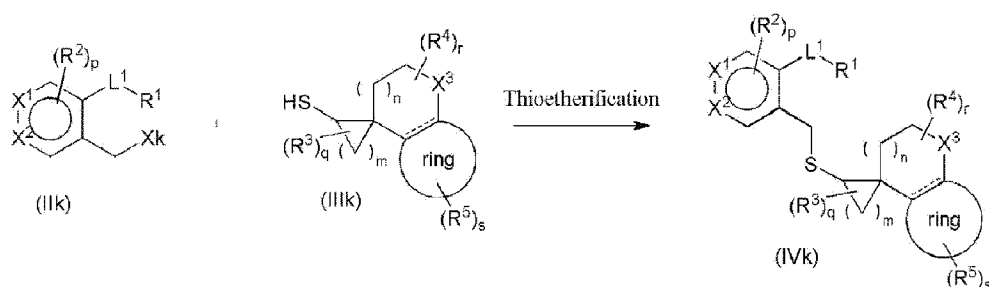
Reaction Scheme (Ij)



[0121] (In the formulae, X_j is halogen, tosylate, or mesylate, and the other symbols have the same meanings as the symbols defined with respect to formula (I).)

[Chem. 36]

Reaction Scheme (Ik)



[0122] (In the formulae, X_k is halogen, tosylate, or mesylate, and the other symbols have the same meanings as the symbols defined with respect to formula (I).)

[0123] Specifically, the compound represented by formula (IVj) can be produced by thioetherification reaction of the compound represented by formula (IIj) and the compound represented by formula (IIIj). The compound represented by formula (IVk) can be produced by thioetherification reaction of the compound represented by formula (IIk) and the compound

represented by formula (IIIk).

[0124] The thioetherification reaction is known. For example, the reaction is performed in an organic solvent (dimethylformamide, dimethylsulfoxide, chloroform, dichloromethane, diethyl ether, tetrahydrofuran, methyl t-butyl ether, or the like) at 0 to 100°C in the presence of an alkali metal hydroxide (sodium hydroxide, potassium hydroxide, lithium hydroxide, or the like), an alkali earth metal hydroxide (barium hydroxide, calcium hydroxide, or the like), a carbonate (sodium carbonate, potassium carbonate, or the like), an aqueous solution thereof, or a mixture of these.

[0125] The compound represented by formula (I) of which L² is -S(O)CH₂- or -SO₂CH₂- can be produced by appropriately subjecting the sulfur atom of the compound represented by formula (IVj) above to oxidation reaction.

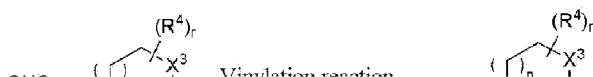
[0126] The compound represented by formula (I) of which L² is -CH₂S(O)- or -CH₂SO₂- can be produced by appropriately subjecting the sulfur atom of the compound represented by formula (IVk) above to oxidation reaction.

[0127] The oxidation reaction (sulfoxidation reaction: -SCH₂- → -S(O)CH₂-, or -CH₂S- → -CH₂S(O)-) is known. For example, the reaction is performed in an organic solvent (dichloromethane, chloroform, benzene, hexane, methanol, t-butyl alcohol, acetone, acetonitrile, tetrahydrofuran, acetic acid, N,N-dimethylformamide, or the like), in water, or in a mixed solvent of these at about -40 to 0°C in the presence of 1 to 1.2 equivalents of an oxidizing agent (hydrogen peroxide, sodium periodate, acyl nitrite, sodium perborate, sodium hypochlorite, a peracid (3-chloroperbenzoic acid, peracetic acid, or the like), Oxone (trade name, hereinafter, simply referred to as Oxone; potassium peroxymonosulfate), potassium permanganate, chromic acid, dimethyldioxolan, or the like).

[0128] The oxidation reaction (sulfonation reaction: -SCH₂- → -SO₂CH₂-, or -CH₂S- → -CH₂SO₂-) is known. For example, the reaction is performed in a suitable organic solvent (dichloromethane, chloroform, benzene, hexane, methanol, t-butyl alcohol, acetone, acetonitrile, tetrahydrofuran, acetic acid, N,N-dimethylformamide, or the like), in water, or in a mixed solvent of these at about 20 to 60°C in the presence of an excess oxidizing agent (hydrogen peroxide, sodium periodate, acyl nitrite, sodium perborate, sodium hypochlorite, a peracid (3-chloroperbenzoic acid, peracetic acid, or the like), Oxone (trade name; potassium peroxymonosulfate), potassium permanganate, chromic acid, dimethyldioxolan, or the like).

[0129] The compound represented by formula (I) of which L² is -CH=CH- (a compound represented by formula (IVm)) can be produced by the method represented by the following reaction scheme (Im).

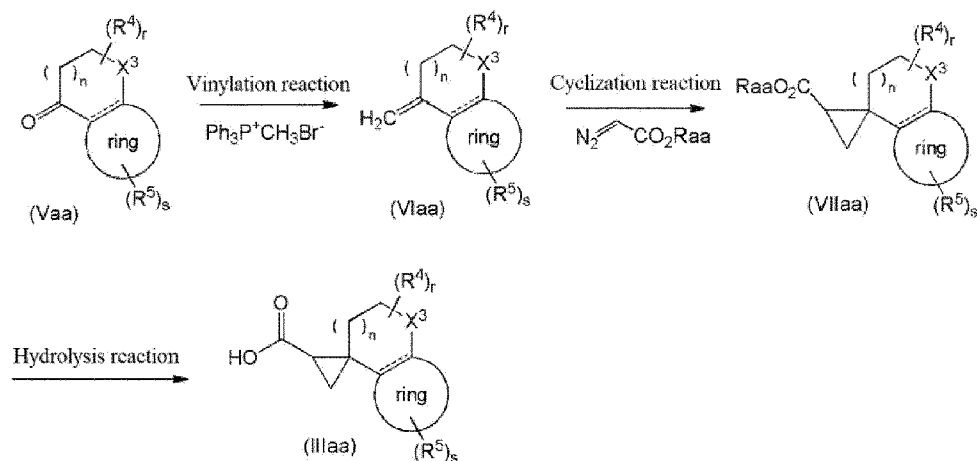
Reaction Scheme (Im)



[0135] The reduction reaction is known. For example, the reaction is performed in an organic solvent (for example, tetrahydrofuran, dioxane, dimethoxyethane, diethyl ether, methanol, ethanol, benzene, toluene, acetone, methyl ethyl ketone, acetonitrile, dimethylformamide, water, ethyl acetate, acetic acid, an appropriate mixed solvent of these organic solvents, or the like) in a hydrogen atmosphere under normal or pressurized pressure condition, in the presence of ammonium formate or in the presence of hydrazine at about 0 to 200°C, in the presence of a hydrogenation catalyst (palladium-carbon, palladium black, palladium, palladium hydroxide, platinum dioxide, platinum-carbon, nickel, Raney nickel, ruthenium chloride, or the like), in the presence or absence of an acid (hydrochloric acid, sulfuric acid, hypochlorous acid, boric acid, tetrafluoroboric acid, acetic acid, p-toluenesulfonic acid, oxalic acid, trifluoroacetic acid, formic acid, or the like).

[0136] The compound represented by formula (IIIa) in reaction scheme (Ia) of which q is 0 and of which m is 1 (a compound represented by formula (IIIaa)) can be produced by the method represented by the following reaction scheme (Iaa).

Reaction Scheme (Iaa)



[0137] (In the formulae, Raa is C1-4 alkyl, and the other symbols have the same meanings as the symbols defined with respect to formula (I) and na represents an integer of 0 or 1, qa represents an integer of 0 to 3, ra represents an integer of 0 to 4, X^{3a} represents methylene or an oxygen atom.)

[0138] Specifically, the compound represented by formula (IIIaa) can be produced by subjecting the compound represented by formula (VIaa) produced by vinylation reaction of the compound represented by formula (Vaa) to cyclization reaction and then to hydrolysis reaction.

[0139] The vinylation reaction is known. For example, the reaction is performed using the compound represented by formula (Vaa) and methyltriphenylphosphonium bromide in an organic solvent (for example, acetonitrile, methylene chloride, tetrahydrofuran, toluene, benzene, an appropriate mixed solvent of these organic solvents, or the like) at about 0°C to 120°C in the presence of a base (for example, potassium carbonate, sodium hydride,

potassium hydride, n-butyllithium, potassium tert-butoxide, 1,8-diazabicyclo[5.4.0]undec-7-ene triethylamine (DBU), or the like).

[0140] The cyclization reaction is known. For example, the reaction is performed using the compound represented by formula (VIaa) and a diazo compound in an organic solvent (for example, toluene, benzene, methylene chloride, dichloroethane, methanol, ethanol, hexane, tetrahydrofuran, water, an appropriate mixed solvent of these organic solvents, or the like) at about -78°C to 120°C in the presence of a catalyst (a ruthenium catalyst (for example, a dichloro(cymene)ruthenium dimer ([Ru(p-cymene)Cl₂]₂), RuCl₂(PPh₃)₃, RuCl(Cp)(PPh₃)₂, or the like), a rhodium catalyst (for example, Rh₂(O-CO-heptyl)₄, Rh₂(O-CO-tBu)₄, Rh₂(OAc)₄, Rh₂(O-Piv)₄, Rh₂((S)-PTTL)₄, Rh₂((S)-DOSP)₄, Rh₂(esp)₂, Rh₂((S)-NTTL)₄, or the like), a silver catalyst (for example, silver(I) tetrafluoroborate, or the like), a copper catalyst (for example, CuOTf, Cu(OAc)₂, [Cu(MeCN)₄]PF₆, or the like), a tin catalyst (for example, Sn(tpp)(OTf)₂, or the like), an iron catalyst (for example, [Fe(Cp)(CO)₂(thf)]BF₄, or the like), a cobalt catalyst, 2,6-bis(4-isopropyl-4,5-dihydrooxazol-2-yl)pyridine, 2,6-bis((S)-4-isopropyl-4,5-dihydrooxazol-2-yl)pyridine, or 2,6-bis((R)-4-isopropyl-4,5-dihydrooxazol-2-yl)pyridine). In the cyclization reaction, an optically active tricyclic spiro compound (an optical isomer of the compound represented by formula (VIIaa)) can be produced by using a known optically active asymmetric catalyst.

[0141] The hydrolysis reaction (deprotection reaction of the carboxyl group) is known, and alkali hydrolysis or the like is an example thereof. For example, the deprotection reaction by alkali hydrolysis is performed in an organic solvent (methanol, tetrahydrofuran, dioxane, or the like) at 0 to 100°C using an alkali metal hydroxide (sodium hydroxide, potassium hydroxide, lithium hydroxide, or the like), an alkali earth metal hydroxide (barium hydroxide, calcium hydroxide, or the like), a carbonate (sodium carbonate, potassium carbonate, or the like), an aqueous solution thereof, or a mixture of these.

[0142] The compound represented by formula (IIIb) in reaction scheme (Ib), the compound represented by formula (IIIc) in reaction scheme (Ic), or the compound represented by formula (IIIe) in reaction scheme (Ie) of which m is 1 can be produced from the compound represented by formula (IIIaa) in reaction scheme (Iaa) above using a known method, for example, using the method described in *Comprehensive Organic Transformations: A Guide to Functional Group Preparations*, 2nd Edition (Richard C. Larock, John Wiley & Sons Inc., 1999).

[0143] The compound represented by formula (IIIc) in reaction scheme (Ic) of which m is an integer of 1 can be produced from the compound represented by formula (IIIaa) in reaction scheme (Iaa) above using a known method, for example, using the method described in *Comprehensive Organic Transformations: A Guide to Functional Group Preparations*, 2nd Edition (Richard C. Larock, John Wiley & Sons Inc., 1999).

[0144] The compound represented by formula (IIIe) in reaction scheme (Ie) or the compound represented by formula (IIIc) in reaction scheme (Ic) of which m is 1 can be produced from

the compound represented by formula (IIIa) in reaction scheme (Ia) above using a known method, for example, using the method described in *Comprehensive Organic Transformations: A Guide to Functional Group Preparations*, 2nd Edition (Richard C. Larock, John Wiley & Sons Inc., 1999).

[0145] The compound represented by formula (IIIg) in reaction scheme (Ig) or the compound represented by formula (IIIj) in reaction scheme (Ij) of which m is 1 can be produced from the compound represented by formula (IIIa) in reaction scheme (Ia) above by reducing the carboxylic acid to produce a primary alcohol derivative and then transforming the alcohol derivative into a halogen derivative, a tosylate derivative, or a mesylate derivative, using a known method, for example, using the method described in *Comprehensive Organic Transformations: A Guide to Functional Group Preparations*, 2nd Edition (Richard C. Larock, John Wiley & Sons Inc., 1999).

[0146] The compound represented by formula (IIIh) in reaction scheme (Ih) of which m is 1 can be produced from the compound represented by formula (IIIa) in reaction scheme (Ia) above using a known method, for example, using the method described in *Comprehensive Organic Transformations: A Guide to Functional Group Preparations*, 2nd Edition (Richard C. Larock, John Wiley & Sons Inc., 1999) or in *Tetrahedron Letter*, Vol. 28, pp. 4489-4492, 1987.

[0147] The compound represented by formula (IIIk) in reaction scheme (Ik) of which m is 1 can be produced by producing a secondary alcohol derivative from the compound represented by formula (IIIa) in reaction scheme (Ia) above and then transforming the alcohol derivative into a thiol derivative, using a known method, for example, using the method described in *Comprehensive Organic Transformations: A Guide to Functional Group Preparations*, 2nd Edition (Richard C. Larock, John Wiley & Sons Inc., 1999) or in *Tetrahedron Letter*, Vol. 28, pp. 4489-4492, 1987.

[0148] Of the compounds represented by formula (IIIa), formula (IIIb), formula (IIIc), formula (IIId), formula (IIIe), formula (IIIf), formula (IIIg), formula (IIIh), formula (IIIj), formula (IIIk), and formula (IIIl) used as starting materials in the reaction schemes, the compounds with an m of 1 and a q of an integer of 1 to 3 or the compounds with an m of an integer of 2 to 4 and a q of an integer of 1 to 6 are known or can be produced with ease using a known method, for example, using the method described in *Comprehensive Organic Transformations: A Guide to Functional Group Preparations*, 2nd Edition (Richard C. Larock, John Wiley & Sons Inc., 1999).

[0149] The compounds represented by formulae (IIa), (IIb), (IIc), (IId), (IIe), (IIf), (IIg), (IIh), (IIj), (IIk), (IIl), and (Vaa) used as starting materials in the reaction schemes are known or can be produced with ease using a known method, for example, using the method described in *Comprehensive Organic Transformations: A Guide to Functional Group Preparations*, 2nd Edition (Richard C. Larock, John Wiley & Sons Inc., 1999).

[0150] The compound used for the present invention having an amino group, a carboxyl group, or a hydroxyl group can be produced using a compound that has been protected, as

required, by a protecting group commonly used for such groups, for example, a protecting group described in *Comprehensive Organic Transformations: A Guide to Functional Group Preparations*, 2nd Edition (Richard C. Larock, John Wiley & Sons Inc., 1999), by performing a known deprotection reaction or, for example, the deprotection reaction described in *Comprehensive Organic Transformations: A Guide to Functional Group Preparations*, 2nd Edition (Richard C. Larock, John Wiley & Sons Inc., 1999) after the completion of the amidation reaction shown in reaction scheme (Ia) or (Ib) above, the sulfonamidation reaction shown in reaction scheme (Ic) or (Id) above, the reductive amination reaction shown in reaction scheme (Ie) or (If) above, the etherification reaction shown in reaction scheme (Ig) or (Ih) above, the thioetherification reaction shown in reaction scheme (Ij) or (Ik) above, or the Heck reaction shown in reaction scheme (Im) above, or after a suitable reaction process.

[0151] The compounds represented by formula (I) other than the compounds described above may be produced by combining the Examples described in this specification or by combining known methods, for example, the methods described in *Comprehensive Organic Transformations: A Guide to Functional Group Preparations*, 2nd Edition (Richard C. Larock, John Wiley & Sons Inc., 1999).

[0152] When the compound used for the present invention is an optically active compound, the compound also can be produced using a starting material or a reagent having optical activity or produced by optically separating a racemic intermediate and then converting to the compound used for the present invention therefrom or optically separating a racemic form of the compound used for the present invention.

[0153] The optical separation method is known. In an example method, a salt, a complex, or the like is formed with another optically active compound, and the compound of interest is isolated after recrystallization or directly separated using a chiral column or the like.

[0154] In the reactions in this specification, reactions involving heating may be performed using a water bath, an oil bath, a sand bath, or a microwave, as is evident to a skilled person.

[0155] In the reactions in this specification, a solid-phase-supported reagent that is supported on a polymer (for example, polystyrene, polyacrylamide, polypropylene, polyethylene glycol, or the like) may be appropriately used.

[0156] In the reactions in this specification, the reaction products may be purified by using ordinary purification means, for example, such as distillation under normal pressure or reduced pressure, high-performance liquid chromatography using silica gel or magnesium silicate, thin-layer chromatography, methods using an ion-exchange resin or a scavenger resin, column chromatography, washing, and recrystallization. The purification may be performed after each reaction or after several reactions.

[0157] Preparations are usually formed using the compound used for the present invention and various additives or pharmaceutically acceptable excipients such as solvents and are

administered as oral or parenteral preparation systemically or locally. The pharmaceutically acceptable excipients mean materials which are generally used for the preparation of drugs except for the active substances. The pharmaceutically acceptable excipients are preferably harmless excipients which do not show any pharmacological effect at the dosage of the preparation and which do not inhibit the treatment effect of the active substances. In addition, the pharmaceutically acceptable excipients can also be used to enhance effectiveness of the active substances and the preparations, make production of the drugs easy, stabilize quality or improve usability. Specifically, the materials described in "Japanese Pharmaceutical Excipients directory 2016" (Yakuji nippo sha, 2016) (edited by Japan Pharmaceutical Excipients Council)", etc. may be appropriately selected according to intentions.

[0158] Dosage forms for administration include, for example, oral preparations (e.g.: tablets, capsules, granules, powders, oral solutions, syrups, oral jelly agents, etc.), oro-mucosal preparations (e.g.: tablets for oro-mucosal application, sprays for oro-mucosal application, semi-solid preparations for oro-mucosal application, gargles, etc.), preparations for injection (e.g.: injections, etc.), preparations for dialysis (e.g.: dialysis agents, etc.), preparations for inhalation (e.g.: inhalations, etc.), preparations for ophthalmic application (e.g.: ophthalmic liquids and solutions, ophthalmic ointments, etc.), preparations for otic application (e.g.: ear preparation, etc.), preparations for nasal application (e.g.: nasal preparations, etc.), preparations for recta (e.g.: suppositories, semi-solid preparations for rectal application, enemas for rectal application, etc.), preparations for vaginal application (e.g.: tablets for vaginal use, suppositories for vaginal use, etc.), preparations for cutaneous application (e.g.: solid preparations for cutaneous application, liquids and solutions for cutaneous application, sprays, ointment, creams, gels, patches, etc.), and the like.

[0159] The dose of the compound used for the present invention varies with age, body weight, symptom, therapeutic effect, route of administration, duration of treatment, and the like. In general, an amount in the range of 1 ng to 1000 mg is orally administered per adult per dose once or several times per day. Alternatively, an amount in the range of 0.1 ng to 100 mg is parenterally administered per adult per dose once or several times per day or intravenously administered continuously over between an hour to 24 hours per day. As described above, the dose varies with various conditions. Thus, an amount lower than the dose is sometimes sufficient, or administration of a dose exceeding the ranges is sometimes required.

[Immune Checkpoint Inhibitor]

[0160] In the present invention, an immune checkpoint molecule means a molecule which transmits a suppressive cosignal and thus exhibits immunosuppressive function. Known immune checkpoint molecules are CTLA-4, PD-1, PD-L1 (programmed cell death-ligand 1), PD-L2 (programmed cell death-ligand 2), LAG-3 (Lymphocyte activation gene 3), TIM3 (T cell immunoglobulin and mucin-3), BTLA (B and T lymphocyte attenuator), B7H3, B7H4, CD160, CD39, CD73, A2aR (adenosine A2a receptor), KIR (killer inhibitory receptor), VISTA (V-domain Ig-containing suppressor of T cell activation), IDOI (Indoleamine 2,3-dioxygenase), Arginase I,

TIGIT (T cell immunoglobulin and ITIM domain), CD115, and the like (see, Nature Reviews Cancer, 12, p. 252-264, 2012 and Cancer Cell, 27, p. 450-461, 2015), but the immune checkpoint molecule is not particularly limited as long as the molecule has a function which meets the definition.

[0161] The immune checkpoint inhibitor used for the combination of the present invention is a substance which inhibits the function of an immune checkpoint molecule. The immune checkpoint inhibitor is not particularly limited as long as the inhibitor is a substance which can inhibit the function (signal) of an immune checkpoint molecule.

[0162] The immune checkpoint inhibitor is preferably a human immune checkpoint molecule inhibitor, further preferably a neutralizing antibody to a human immune checkpoint molecule.

[0163] The immune checkpoint inhibitor is, for example, an inhibitor of an immune checkpoint molecule selected from the group consisting of CTLA-4, PD-1, PD-L1, PD-L2, LAG-3, TIM3, BTLA, B7H3, B7H4, CD160, CD39, CD73, A2aR, KIR, VISTA, IDO1, Arginase I, TIGIT, and CD115. Although examples of the immune checkpoint inhibitor are shown below, the immune checkpoint inhibitor is not limited to the examples.

[0164] Examples of the immune checkpoint inhibitor include an anti-CTLA-4 antibody (for example, ipilimumab (Yervoy (registered trademark)) and Tremelimumab), an anti-PD-1 antibody (for example, a human anti-human PD-1 monoclonal (neutralizing) antibody (for example, nivolumab (Opdivo (registered trademark)) and REGN-2810) and a humanized anti-human PD-1 monoclonal (neutralizing) antibody (for example, Pembrolizumab (KEYTRUDA (registered trademark)), PDR-001, BGB-A317, and AMP-514 (MEDI0680)), an anti-PD-L1 antibody (for example, Atezolizumab (RG7446 and MPDL3280A), Avelumab (PF-06834635 and MSB0010718C), Durvalumab (MEDI4736) and BMS-936559), an anti-PD-L2 antibody, PD-L1 fusion protein, PD-L2 fusion protein (for example, AMP-224), an anti-Tim-3 antibody (for example, MBG453), an anti-LAG-3 antibody (for example, BMS-986016 and LAG525), an anti-KIR antibody (for example, Lirilumab), and the like. Antibodies containing heavy chain and light chain complementarity-determining regions (CDRs) or a variable region (VR) of the known antibodies are also embodiments of the immune checkpoint inhibitor. For example, another embodiment of the anti-PD-1 antibody is, for example, an antibody containing the heavy chain and light chain complementarity-determining regions (CDRs) or a variable region (VR) of nivolumab.

[0165] Examples of the antibody containing heavy chain and light chain complementarity-determining regions (CDRs) or a variable region (VR) of nivolumab include (1) anti-PD-1 antibodies containing (a) heavy chain variable region CDR1 having the amino acid sequence of SEQ ID NO: 3, (b) heavy chain variable region CDR2 having the amino acid sequence of SEQ ID NO: 4, (c) heavy chain variable region CDR3 having the amino acid sequence of SEQ ID NO: 5, (d) light chain variable region CDR1 having the amino acid sequence of SEQ ID NO: 6, (e) light chain variable region CDR2 having the amino acid sequence of SEQ ID NO: 7, and (f) light chain variable region CDR3 having the amino acid sequence of SEQ ID NO: 8 or (2) anti-

PD-1 antibodies containing the heavy chain variable region having the amino acid sequence of SEQ ID NO: 1 and the light chain variable region having the amino acid sequence of SEQ ID NO: 2 (preferably, an isolated human monoclonal IgG4 antibody of (1) or (2)).

[0166] The immune checkpoint inhibitor used for the combination of the present invention is preferably an anti-CTLA-4 antibody, an anti-PD-1 antibody, an anti-PD-L1 antibody, an anti-PD-L2 antibody, PD-L1 fusion protein, or PD-L2 fusion protein. An anti-CTLA-4 antibody, an anti-PD-1 antibody, an anti-PD-L1 antibody, an anti-PD-L2 antibody, PD-L1 fusion protein, and PD-L2 fusion protein are further preferred. An anti-CTLA-4 antibody and an anti-PD-1 antibody are particularly preferred. The anti-PD-1 antibody is preferably an antibody containing the heavy chain and light chain complementarity-determining regions (CDRs) or a variable region (VR) of nivolumab (including nivolumab), further preferably nivolumab.

[0167] In the present invention, any one kind or any two or more kinds of these immune checkpoint inhibitors can be used in combination with the compound used for the present invention.

[0168] The dose of the immune checkpoint inhibitor used for the combination of the present invention varies with age, body weight, symptom, therapeutic effect, route of administration, duration of treatment, and the like but is adjusted in a manner that the optimal desired effects are obtained.

[0169] When an anti-PD-1 antibody is used for example, an embodiment of the dose is 0.1 to 20 mg/kg body weight. When nivolumab is used for example, an embodiment of the dose is 0.3 to 10 mg/kg body weight, preferably 2 mg/kg, 3 mg/kg, or 6 mg/kg body weight.

[0170] When an anti-CTLA-4 antibody is used for example, an embodiment of the dose is 0.1 to 20 mg/kg body weight, preferably 0.1 to 10 mg/kg body weight, more preferably 3 mg/kg or 10 mg/kg body weight.

[Toxicity]

[0171] The combination of the present invention has low toxicity and can be thus safely used as a drug.

[Drug Applications]

[0172] The combination of the present invention is useful for the treatment of cancer.

[0173] More specifically, examples of the cancer include leukemia (for example, acute myelogenous leukemia, chronic myelogenous leukemia, acute lymphoblastic leukemia, and

chronic lymphocytic leukemia), malignant lymphoma (Hodgkin's lymphoma and non-Hodgkin's lymphoma (for example, adult T-cell leukemia, follicular lymphoma, and diffuse large B-cell lymphoma)), multiple myeloma, myelodysplastic syndrome, head and neck cancer, esophageal cancer, esophageal adenocarcinoma, stomach cancer, duodenal cancer, colorectal cancer, colon cancer, rectal cancer, liver cancer (for example, hepatocellular carcinoma), gallbladder/bile duct cancer, biliary tract cancer, pancreatic cancer, thyroid cancer, lung cancer (for example, non-small cell lung cancer (for example, squamous non-small cell lung cancer and non-squamous non-small cell lung cancer) and small cell lung cancer), breast cancer, ovarian cancer (for example, serous ovarian cancer), cervical cancer, corpus uteri cancer, endometrial cancer, vaginal cancer, vulvar cancer, renal cancer (for example, renal cell carcinoma), renal pelvis/ureter cancer, urothelial cancer (for example, bladder cancer and upper urinary tract cancer), penile cancer, prostate cancer, testicular tumor (for example, germ cell tumor), osteosarcoma/soft tissue sarcoma, malignant bone tumor, skin cancer (for example, uveal malignant melanoma, malignant melanoma, and Merkel-cell carcinoma), thymoma, mesothelioma, glioblastoma, blood cancer, cancer of unknown primary, and the like.

[0174] For example, it is expected that the combination of the present invention exhibits its anti-tumor effect the most especially in a patient with cancer in which the therapeutic effect of an immune checkpoint inhibitor or an EP4 receptor antagonist alone is not sufficient of these examples. Also, when the combination of the present invention is used, the drugs can be administered at lower doses, and it is expected that side effects are reduced.

[0175] In an embodiment, the combination of the present invention can also be applied to the treatment of metastatic cancer or the inhibition of metastasis.

[0176] In an embodiment, the combination of the present invention inhibits recurrence.

[0177] In the present invention, the treatment means to cause at least one of reduction in the tumor size, inhibition (delay or stop) of the growth of a tumor, inhibition (delay or stop) of the metastasis of a tumor, inhibition (prevention or delay) of recurrence, and relief of one symptom or more related to cancer.

[0178] In an embodiment, the combination of the present invention is used for the treatment of Hodgkin's lymphoma, head and neck cancer, esophageal cancer, stomach cancer, colorectal cancer, hepatocellular carcinoma, biliary tract cancer, non-small cell lung cancer, small cell lung cancer, ovarian cancer, renal cancer, urothelial cancer, mesothelioma, malignant melanoma, glioblastoma, or blood cancer.

[0179] In an embodiment, the combination of the present invention is used for the treatment of Hodgkin's lymphoma, head and neck cancer, esophageal cancer, stomach cancer, colorectal cancer, hepatocellular carcinoma, biliary tract cancer, non-small cell lung cancer, small cell lung cancer, ovarian cancer, urothelial cancer, mesothelioma, glioblastoma, or blood cancer.

[0180] In an embodiment, the combination of the present invention is used for the treatment

of stomach cancer, colorectal cancer, lung cancer, renal cancer, or malignant melanoma.

[0181] The combination administration of the combination of the present invention includes simultaneous administration of compounds in a same preparation or separate preparations and separate administration of compounds (for example, sequential administration).

[0182] In the present invention, the combination of the present invention may be used in combination with another drug (for example, known anticancer treatment) in order to (1) complement and/or enhance the therapeutic effect, (2) improve the kinetics/absorption and reduce the dose, and/or (3) reduce a side effect.

[0183] Unless otherwise defined, all the technical and scientific terms and all the abbreviations used in this specification have the meaning as normally understood by a person skilled in the art of the present invention.

EXAMPLE

Synthetic Examples:

[0184] The present invention is described below in detail by way of Examples, but the present invention is not limited by the following descriptions.

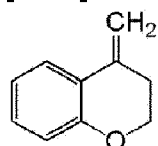
[0185] The solvents in parentheses shown in connection with the separation in chromatography and with TLC represent the eluting solvents or developing solvents used. The proportions are volume ratios.

[0186] The solvents in parentheses shown in connection with NMR represent the solvents used for measurement.

[0187] The compound names used in this specification are based on the computer program ACD/Name (registered trademark) or the Chemdraw Ultra (version 12.0, Cambridge Soft), which generally generate chemical names according to IUPAC rules, or based on the IUPAC nomenclature.

Reference Example 1: 4-Methylenechromane

[0188]



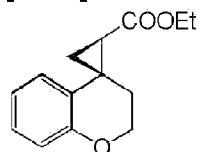
[0189] A solution of lithium bis(trimethylsilyl)amide in tetrahydrofuran (hereinafter, "THF") (1.3 mol/L, 931 mL) was dropped into a 1,500-mL THF solution of methyltriphenylphosphonium bromide (435 g) under a stream of nitrogen under ice-cooling, and the mixture was then stirred at room temperature for 1 h. The mixture was further stirred at room temperature for 1 h after dropping a 180-mL THF solution of 4-chromanone (150 g) at -5°C . After adding a saturated ammonium chloride aqueous solution to the reaction mixture under ice-cooling, the mixture was extracted with ethyl acetate. The resulting organic layer was washed with saturated brine, dried over anhydrous sodium sulfate and then concentrated under reduced pressure. The resulting residue was purified by silica gel column chromatography to obtain the title compound (75.9 g) having the following physical property values.

TLC: Rf 0.62 (hexane:ethyl acetate = 9:1);

$^1\text{H-NMR}$ (CDCl_3): δ 2.59-2.75, 4.18-4.31, 4.89, 5.51, 6.79-6.94, 7.12-7.20, 7.56.

Reference Example 2: Ethyl (2'R,4S)-2,3-dihydrospiro[chromene-4,1'-cyclopropane]-2'-carboxylate

[0190]



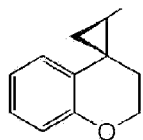
[0191] Under a stream of nitrogen, a dichloro(p-cymene)ruthenium(II) dimer (15.8 g) and (S,S)-2,6-bis(4-isopropyl-2-oxazolin-2-yl)pyridine (15.6 g) were added to a dichloromethane solution (2,500 mL) of the compound (75.9 g) produced in Reference Example 1. A dichloromethane solution (150 mL) of diazoethyl acetate (containing 13% of dichloromethane, 134 g) was slowly dropped at room temperature, and the mixture was then stirred for 1 h. After adding a saturated ammonium chloride aqueous solution to the reaction mixture, the mixture was extracted with dichloromethane, and the resulting organic layer was dried over anhydrous sodium sulfate and then concentrated under reduced pressure. The resulting residue was purified by silica gel column chromatography to obtain the title compound (91.2 g) having the following physical property values.

$^1\text{H-NMR}$ (CDCl_3): δ 1.26, 1.54-1.67, 2.07-2.22, 4.05-4.21, 4.27, 6.68, 6.78-6.89, 7.04-7.12.

Reference Example 3: (2'R,4S)-2,3-Dihydrospiro[chromene-4,1'-cyclopropane]-2'-carboxylic acid

[0192]





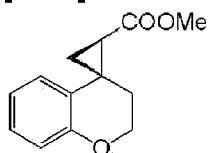
[0193] An aqueous solution (160 mL) of lithium hydroxide monohydrate (29.6 g) was added to a methanol (400 mL) and 1,2-dimethoxyethane (400 mL) solution of the compound (91.2 g) produced in Reference Example 2, and the mixture was stirred overnight at room temperature. A 10% aqueous solution of citric acid was added to the reaction mixture, and the mixture was then extracted with ethyl acetate. The resulting organic layer was washed with saturated brine, dried over anhydrous sodium sulfate and then concentrated under reduced pressure. The resulting residue was recrystallized with dichloromethane to obtain the title compound (55.2 g) having the following physical property values.

$^1\text{H-NMR}$ (CDCl_3): δ 1.59-1.67, 1.68-1.76, 2.15, 2.21-2.29, 4.12-4.23, 4.25-4.36, 6.70, 6.80-6.92, 7.06-7.16;

HPLC retention time: 6.9 min (CHIRALPAK IC 4.6 mm \times 250 mm hexane:ethyl acetate:formic acid = 97:3:1).

Reference Example 4: Methyl (2'R,4S)-2,3-dihydrospiro[chromene-4,1'-cyclopropane]-2'-carboxylate

[0194]



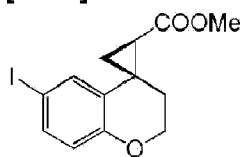
[0195] Under a stream of nitrogen, potassium carbonate (28.5 g) was added to an N,N-dimethylformamide (hereinafter, "DMF") solution (200 mL) of the compound (40.0 g) produced in Reference Example 3. Then, the mixture was stirred overnight at room temperature after dropping iodomethane (31.9 g). The reaction mixture was poured into ice water and extracted with a hexane-ethyl acetate mixed solution. The resulting organic layer was washed with water and saturated brine, dried over anhydrous sodium sulfate and then concentrated under reduced pressure to obtain the title compound (40.1 g) having the following physical property values.

TLC: Rf 0.30 (hexane:ethyl acetate = 9:1);

$^1\text{H-NMR}$ (CDCl_3): δ 1.57-1.69, 2.09-2.22, 3.71, 4.07-4.17, 4.27, 6.68, 6.78-6.90, 7.04-7.14.

Reference Example 5: Methyl (2'R,4S)-6-iodo-2,3-dihydrospiro[chromene-4,1'-cyclopropane]-2'-carboxylate

[0196]



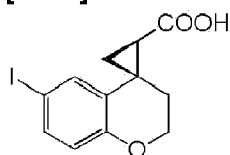
[0197] Under a stream of nitrogen, 1,3-diiodo-5,5-dimethylhydantoin (35.6 g) and three droplets of concentrated sulfuric acid were added to a methanol solution (320 mL) of the compound (40.1 g) produced in Reference Example 4, under ice-cooling. The mixture was then stirred for 1.5 h under the same condition and for 2.5 h at room temperature. The reaction mixture was diluted with a hexane-ethyl acetate mixed solution and then washed with a saturated sodium bicarbonate aqueous solution. The aqueous layer was subjected to extraction with a hexane-ethyl acetate mixed solution. The resulting organic layer was washed with water and saturated brine, dried over anhydrous sodium sulfate and then concentrated under reduced pressure to obtain the title compound (63.8 g) having the following physical property values.

TLC: Rf 0.33 (hexane:ethyl acetate = 9:1);

$^1\text{H-NMR}$ (CDCl_3): δ 1.60, 2.06-2.19, 3.71, 4.09, 4.20-4.31, 6.59, 6.93, 7.36.

Reference Example 6: (2'R,4S)-6-iodo-2,3-dihydrospiro[chromene-4,1'-cyclopropane]-2'-carboxylic acid

[0198]



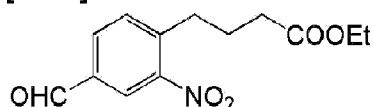
[0199] A sodium hydroxide aqueous solution (2 mol/L, 44 mL) was added to a methanol (60 mL) and 1,2-dimethoxyethane (60 mL) solution of the compound (15.0 g) produced in Reference Example 5, and the mixture was stirred at room temperature for 1.5 h. After adding hydrochloric acid to the reaction mixture, the mixture was extracted with ethyl acetate. The resulting organic layer was washed with water and saturated brine, dried over anhydrous sodium sulfate and then concentrated under reduced pressure to obtain the title compound (14.4 g) having the following physical property values.

TLC: Rf 0.42 (dichloromethane:methanol = 9:1);

$^1\text{H-NMR}$ (CDCl_3): δ 1.57-1.74, 2.11, 2.16-2.25, 4.10-4.20, 4.23-4.33, 6.59, 6.94, 7.37.

Reference Example 7: Ethyl 4-(4-formyl-2-nitrophenyl)butanoate

[0200]



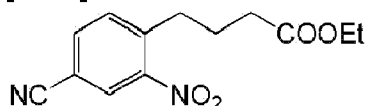
[0201] Iodine (26.0 g) was added to a 700-mL solution of a zinc powder (99.2 g) in N,N-dimethylacetamide (hereinafter, "DMA") under a stream of nitrogen, and the mixture was stirred for 10 min. After dropping ethyl 4-bromobutyrate (200 g), the mixture was stirred at 80°C for 2 h to prepare a zinc reagent. Under a stream of nitrogen, 2-dicyclohexylphosphino-2',6'-dimethoxybiphenyl (7.14 g) and palladium acetate (1.96 g) were added to a 500-mL THF solution of 3-nitro-4-bromobenzaldehyde (100 g), and then the prepared zinc reagent (500 mL) was dropped into the mixture under ice-cooling. This was followed by stirring at room temperature for 30 min. A saturated ammonium chloride aqueous solution and water were added to the reaction mixture, and the mixture was then extracted with ethyl acetate. The resulting organic layer was washed with water and saturated brine, dried over anhydrous sodium sulfate and then concentrated under reduced pressure. The resulting residue was purified by silica gel column chromatography to obtain the title compound (91.2 g) having the following physical property values.

TLC: Rf 0.61 (hexane:ethyl acetate = 2:1);

¹H-NMR (CDCl₃): δ 1.27, 1.97-2.09, 2.42, 3.01, 4.15, 7.57, 8.04, 8.38, 10.03.

Reference Example 8: Ethyl 4-(4-cyano-2-nitrophenyl)butanoate

[0202]



[0203] Hydroxylamine hydrochloride (26.0 g) was added to a 3 50-mL DMF solution of the compound (92.0 g) produced in Reference Example 7, and the mixture was stirred at 50°C for 1 h. The mixture was stirred at 90°C for 2 h after adding acetyl chloride (30 mL). Water was added to the reaction mixture, and then the mixture was extracted with ethyl acetate.

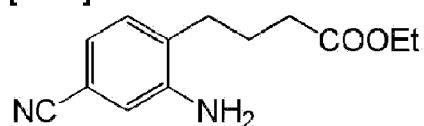
The resulting organic layer was washed with water, a saturated sodium bicarbonate aqueous solution, and saturated brine, dried over anhydrous sodium sulfate and then concentrated under reduced pressure. The resulting residue was purified by silica gel column chromatography to obtain the title compound (81.0 g) having the following physical property values.

TLC: Rf 0.65 (hexane:ethyl acetate = 2:1);

¹H-NMR (CDCl₃): δ 1.27, 1.92-2.10, 2.37-2.45, 2.91-3.06, 4.15, 7.55, 7.81, 8.21.

Reference Example 9: Ethyl 4-(2-amino-4-cyanophenyl)butanoate

[0204]



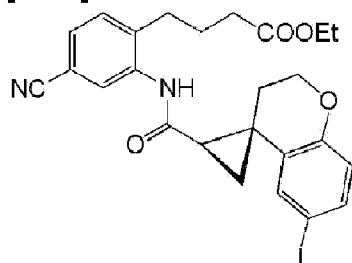
[0205] Palladium carbon (50% wet, 8.0 g) was added to an 80-mL ethanol solution of the compound (17.0 g) produced in Reference Example 8, and the mixture was stirred at room temperature for 9 h in a hydrogen atmosphere. After filtering the reaction mixture with Celite (trade name), the filtrate was concentrated to obtain the title compound (12.0 g) having the following physical property values.

TLC: Rf 0.56 (hexane:ethyl acetate = 2:1);

¹H-NMR (CDCl₃): δ 1.28, 1.79-1.95, 2.38-2.45, 2.50-2.60, 4.09-4.30, 6.89, 6.93-6.98, 7.04-7.10.

Reference Example 10: Ethyl 4-[4-cyano-2-((2'R,4S)-6-iodo-2,3-dihydrospiro[chromene-4,1'-cyclopropan]-2'-yl)carbonyl]amino)phenyl]butanoate

[0206]



[0207] 4-Methylmorpholine (24.0 mL), 4-dimethylaminopyridine (5.33 g), and a propylphosphonic acid anhydride cyclic trimer (hereinafter, "T3P"; 1.7 mol/L, 46.5 mL) were added to a 90-mL DMA solution of the compound (14.4 g) produced in Reference Example 6 and the compound (10.0 g) produced in Reference Example 9, and the mixture was stirred overnight at room temperature. Ethyl acetate, water, and a hydrochloric acid aqueous solution were added to the reaction mixture, and the mixture was extracted with ethyl acetate. The resulting organic layer was washed with water, a saturated sodium bicarbonate aqueous solution, and saturated brine, dried over anhydrous sodium sulfate and then concentrated under reduced pressure. The resulting residue was washed with a hexane-ethyl acetate mixed solution to obtain the title compound (19.3 g) having the following physical property values.

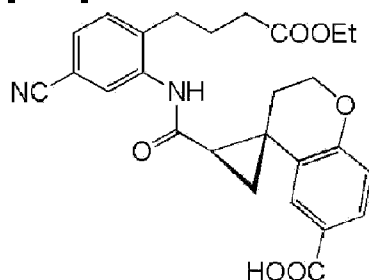
TLC: Rf 0.42 (hexane:ethyl acetate = 2:1);

¹H-NMR (CDCl₃): δ 1.20, 1.61, 1.66-1.79, 1.83, 2.18-2.28, 2.39-2.49, 2.60, 3.66, 3.90, 4.00-

4.12, 4.26, 6.58, 7.05, 7.15-7.22, 7.26-7.31, 7.33, 8.72, 9.39.

Reference Example 11: (2'R,4S)-2'-{[5-Cyano-2-(4-ethoxy-4-oxobutyl)phenyl]carbamoyl}-2,3-dihydrospiro[chromene-4,1'-cyclopropane]-6-carboxylic acid

[0208]



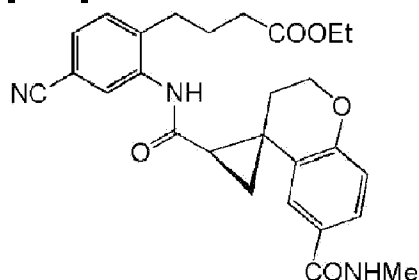
[0209] Sodium acetate (3.35 g) and a [1,1'-bis(diphenylphosphino)ferrocene]palladium(II) dichloride dichloromethane complex (555 mg) were added to a 60-mL DMF solution of the compound (7.40 g) produced in Reference Example 10, and the mixture was stirred at 80°C for 6 h in a carbon monoxide atmosphere. A potassium carbonate aqueous solution was added to the reaction mixture, and the mixture was stirred for some time. Then, after adding tert-butyl methyl ether and water, the mixture was filtered with Celite (trade name). A hydrochloric acid aqueous solution was added to the filtrate, and then the mixture was extracted with ethyl acetate. The resulting organic layer was washed with water and saturated brine, dried over anhydrous sodium sulfate and then concentrated under reduced pressure. The resulting residue was purified by silica gel column chromatography (Yamazen Autopurification Device) to obtain the title compound (6.14 g) having the following physical property values.

TLC: Rf 0.48 (dichloromethane:ethyl acetate:methanol = 8:4:1);

¹H-NMR (CDCl₃): δ 1.08, 1.65-1.80, 1.83-1.92, 2.25-2.36, 2.37-2.49, 2.55-2.66, 2.71, 3.55, 3.79, 4.12-4.23, 4.37, 6.88, 7.15 - 7.22, 7.27-7.32, 7.61, 7.83, 8.73, 9.40.

Reference Example 12: Ethyl 4-[4-cyano-2-({(2'R,4S)-6-(methylcarbamoyl)-2,3-dihydrospiro[chromene-4,1'-cyclopropan]-2'-yl)carbonyl}amino)phenyl]butanoate

[0210]

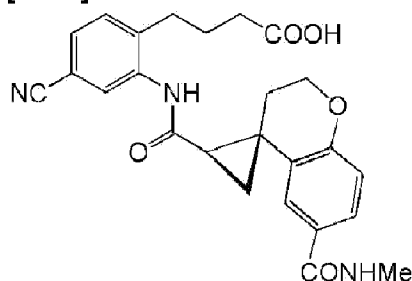


[0211] The title compound (53.0 mg) having the following physical property values was obtained by performing the same procedures as those of Reference Example 10, except that the compound (60.0 mg) produced in Reference Example 11 was used instead of the compound produced in Reference Example 6 and that methylamine hydrochloride (87.5 mg) was used instead of the compound produced in Reference Example 9.

$^1\text{H-NMR}$ (CDCl_3): δ 1.07, 1.64-1.79, 1.81-1.89, 2.20-2.35, 2.40, 2.60, 2.69, 2.98, 3.44-3.59, 3.68-3.83, 4.07-4.19, 4.27-4.38, 6.05, 6.82, 7.15-7.22, 7.27-7.32, 7.35-7.44, 8.72, 9.37.

Example 1: 4-[4-cyano-2-({(2'R,4S)-6-(methylcarbamoyl)-2,3-dihydrospiro[chromene-4,1'-cyclopropan]-2'-yl}carbonyl)amino)phenyl]butanoic acid

[0212]



[0213] The title compound (45 mg) having the physical property values below was obtained by performing the same procedures as those of Reference Example 6 using the compound (53 mg) produced in Reference Example 12, using ethanol instead of methanol.

TLC: Rf 0.45 (dichloromethane:methanol = 9:1);

$^1\text{H-NMR}$ (CDCl_3): δ 1.21-1.30, 1.55, 1.65-1.82, 2.06-2.26, 2.38-2.67, 2.67-2.76, 3.02, 3.57, 4.33, 4.49-4.58, 6.25, 6.81, 7.19, 7.23-7.30, 7.94, 8.87, 9.93.

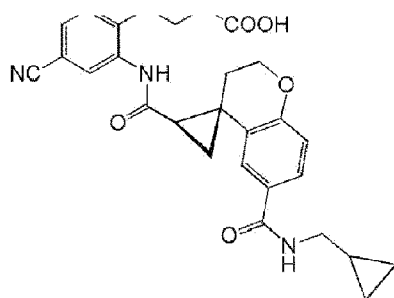
Example 2

[0214] The title compounds having the following physical property values were obtained by performing the same procedures as those of Reference Example 12 → Example 1, except that the methylamine hydrochloride was replaced with a corresponding amine compound.

Example 2-1: 4-[4-cyano-2-({(2'R,4S)-6-[(cyclopropylmethyl)carbamoyl]-2,3-dihydrospiro[chromene-4,1'-cyclopropan]-2'-yl}carbonyl)amino]phenyl]butanoic acid

[0215]



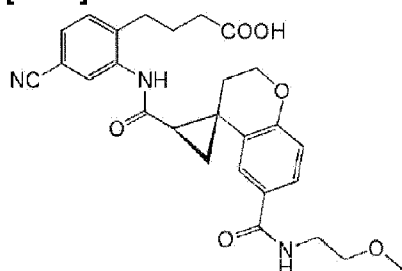


[0216] TLC: Rf 0.45 (dichloromethane:methanol = 9:1);

$^1\text{H-NMR}$ (CDCl_3): δ 0.23-0.31, 0.52-0.63, 0.96-1.14, 1.22-1.30, 1.55, 1.66-1.81, 2.06-2.24, 2.38-2.66, 2.66-2.76, 3.31, 3.57, 4.34, 4.49-4.59, 6.31, 6.83, 7.19, 7.24-7.29, 7.32, 7.95, 8.87, 9.93.

Example 2-2: 4-(4-cyano-2-(((2'R,4S)-6-[(2-methoxyethyl)carbamoyl]-2,3-dihydrospiro[chromene-4,1'-cyclopropan1-2'-yl]carbonyl)amino]phenyl)butanoic acid

[0217]

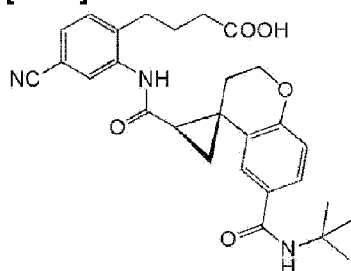


[0218] TLC: Rf 0.51 (dichloromethane:methanol = 9:1);

$^1\text{H-NMR}$ (CDCl_3): δ 1.26, 1.55, 1.67-1.84, 2.06-2.27, 2.39-2.67, 2.67-2.78, 3.39, 3.51-3.78, 4.33, 4.49-4.59, 6.62, 6.82, 7.19, 7.24-7.29, 7.32, 7.92, 8.86, 9.88.

Example 2-3: 4-(4-cyano-2-(((2'R,4S)-6-[(2-methyl-2-propanyl)carbamoyl]-2,3-dihydrospiro[chromene-4,1'-cyclopropan1-2'-yl]carbonyl)amino]phenyl)butanoic acid

[0219]

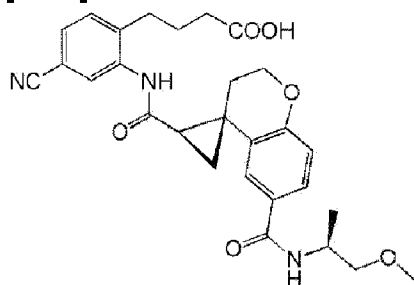


[0220] TLC: Rf 0.63 (chloroform:methanol = 19:1);

¹H-NMR (DMSO-d₆): δ 1.37, 1.57, 1.64-1.85, 2.04-2.25, 2.42-2.48, 2.60-2.71, 4.01-4.15, 4.24-4.38, 6.80, 7.34-7.45, 7.52-7.66, 7.88, 9.89, 12.11.

Example 2-4: 4-[4-cyano-2-(((2'R,4S)-6-((2S)-1-methoxy-2-propanyl)carbamoyl)-2,3-dihydrospiro[chromene-4,1'-cyclopropan]-2'-yl)carbonyl]amino]phenyl]butanoic acid

[0221]



[0222] TLC: Rf 0.62 (ethyl acetate:methanol = 19:1);

¹H-NMR (CD₃OD): δ 1.22, 1.65-1.89, 2.12-2.26, 2.33, 2.62-2.77, 3.30-3.32, 3.37, 3.41, 3.47, 4.21-4.39, 6.82, 7.37-7.51, 7.58, 8.05.

Example 2-5: 4-[4-cyano-2-(((2'R,4S)-6-[(1-methyl-1H-pyrazol-4-yl)carbamoyl]-2,3-dihydrospiro[chromene-4,1'-cyclopropan]-2'-yl)carbonyl]amino]phenyl]butanoic acid

[0223] TLC: Rf 0.51 (chloroform:methanol = 9:1);

¹H-NMR (DMSO-d₆): δ 1.61, 1.66-1.87, 2.08-2.25, 2.50, 2.59-2.73, 3.81, 4.06-4.19, 4.28-4.42, 6.90, 7.41, 7.49-7.61, 7.73, 7.88, 7.99, 9.91, 10.19, 12.10.

Example 2-6 (Reference): 4-[4-cyano-2-(((2'R,4S)-6-[(3-methoxy-1-azetidiny]carbamoyl]-2,3-dihydrospiro[chromene-4,1'-cyclopropan]-2'-yl)carbonyl]amino]phenyl]butanoic acid

[0224] TLC: Rf 0.54 (ethyl acetate:methanol = 19:1);

¹H-NMR (DMSO-d₆): δ 1.56, 1.67-1.80, 2.04-2.26, 2.45, 2.58-2.72, 3.21, 3.74-3.91, 4.06-4.27, 4.30, 4.37-4.51, 6.83, 7.15, 7.34-7.44, 7.57, 7.88, 9.89, 12.11.

Example 2-7: 4-[4-cyano-2-(((2'R,4S)-6-[(1,3-oxazol-2-yl)methyl]carbamoyl]-2,3-

dihydrospiro[chromene-4,1'-cyclopropan]-2'-yl]carbonyl)amino]phenyl]butanoic acid

[0225] TLC: Rf 0.64 (chloroform:methanol = 9:1);

¹H-NMR (DMSO-d₆): δ 1.53-1.63, 1.65-1.83, 2.07-2.25, 2.48, 2.58-2.70, 4.03-4.16, 4.27-4.40, 4.47-4.64, 6.87, 7.15, 7.40, 7.48, 7.56, 7.67, 7.87, 8.04, 9.02, 9.90, 12.10.

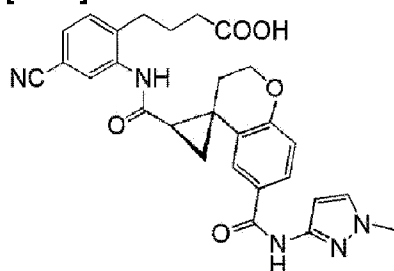
Example 2-8: 4-[4-cyano-2-(((2'R,4S)-6-(1,3-oxazol-2-yl)carbamoyl)-2,3-dihydrospiro[chromene-4,1'-cyclopropan]-2'-yl]carbonyl)amino]phenyl]butanoic acid

[0226] TLC: Rf 0.40 (chloroform:methanol = 9:1);

¹H-NMR (DMSO-d₆): δ 1.61, 1.66-1.80, 1.86, 2.11-2.25, 2.52, 2.61-2.72, 4.14, 4.38, 6.93, 7.19, 7.42, 7.54-7.65, 7.76, 7.88, 7.96, 9.92, 11.38, 12.10.

Example 2-9: 4-{4-cyano-2-[[[(2'R,4S)-6-[(1-methyl-1H-pyrazol-3-yl)carbamoyl]-2,3-dihydrospiro[chromene-4,1'-cyclopropan]-2'-yl]carbonyl]amino]phenyl]butanoic acid

[0227]

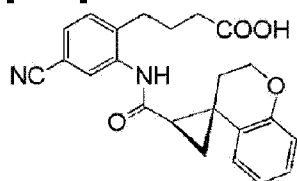


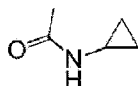
[0228] TLC: Rf 0.62 (chloroform:methanol = 9:1);

¹H-NMR (DMSO-d₆): δ 1.59, 1.67-1.81, 1.92, 2.10-2.25, 2.54, 2.60-2.72, 3.77, 4.12, 4.35, 6.59, 6.89, 7.42, 7.55-7.62, 7.68, 7.77, 7.88, 9.92, 10.75, 12.10.

Example 2-10: 4-[4-cyano-2-(((2'R,4S)-6-(cyclopropylcarbamoyl)-2,3-dihydrospiro[chromene-4,1'-cyclopropan]-2'-yl]carbonyl)amino]phenyl]butanoic acid

[0229]





[0230] TLC: Rf 0.65 (ethyl acetate:methanol = 19:1);

¹H-NMR (DMSO-d₆): δ 0.49-0.59, 0.65-0.75, 1.58, 1.66-1.82, 2.06-2.26, 2.47, 2.61-2.71, 2.81, 4.09, 4.34, 6.83, 7.36-7.45, 7.54-7.65, 7.88, 8.30, 9.89, 12.09.

Example 2-11: 4-[2-({[(2'R,4S)-6-(butylcarbamoyl)-2,3-dihydrospiro[chromene-4,1'-cyclopropan]-2'-yl]carbonyl}amino)-4-cyanophenyl]butanoic acid

[0231] TLC: Rf 0.79 (ethyl acetate:methanol = 19:1);

¹H-NMR (CDCl₃): δ 0.93-1.00, 1.21-1.83, 2.06-2.25, 2.37-2.77, 3.41-3.50, 3.51-3.63, 4.33, 4.54, 6.18, 6.81, 7.15-7.31, 7.94, 8.87, 9.93.

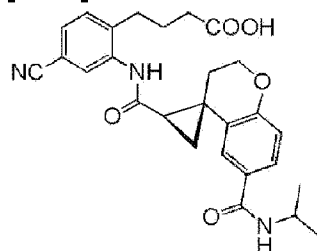
Example 2-12: 4-[4-cyano-2-({[(2'R,4S)-6-(cyclohexylcarbamoyl)-2,3-dihydrospiro[chromene-4,1'-cyclopropan]-2'-yl]carbonyl}amino)phenyl]butanoic acid

[0232] TLC: Rf 0.86 (ethyl acetate:methanol = 19:1);

¹H-NMR (CDCl₃): δ 1.10-1.87, 1.94-2.26, 2.38-2.79, 3.50-3.64, 3.85-4.04, 4.33, 4.54, 6.04, 6.81, 7.14-7.31, 7.93, 8.87, 9.93.

Example 2-13: 4-[4-cyano-2-({[(2'R,4S)-6-(isopropylcarbamoyl)-2,3-dihydrospiro[chromene-4,1'-cyclopropan]-2'-yl]carbonyl}amino)phenyl]butanoic acid

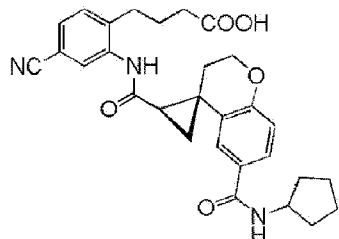
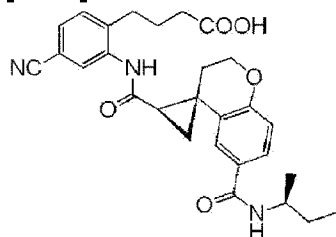
[0233]



[0234] TLC: Rf 0.74 (ethyl acetate:methanol = 19:1);

¹H-NMR (CDCl₃): δ 1.27, 1.34-1.92, 2.01-2.30, 2.38-2.80, 3.50-3.61, 4.18-4.43, 4.54, 6.00, 6.81, 7.15-7.31, 7.94, 8.87, 9.93.

Example 2-14: 4-[4-cyano-2-({[(2'R,4S)-6-(cyclopentylcarbamoyl)-2,3-

dihydrospiro[chromene-4,1'-cyclopropan]-2'-yl]carbonyl]amino)phenyl]butanoic acid**[0235]****[0236]** TLC: Rf 0.83 (ethyl acetate:methanol = 19:1);¹H-NMR (CDCl₃): δ 1.20-1.86, 2.00-2.26, 2.38-2.79, 3.50-3.64, 4.25-4.45, 4.46-4.61, 6.13, 6.81, 7.13-7.31, 7.94, 8.87, 9.93.**Example 2-15: 4-[4-cyano-2-(((2'R,4S)-6-(isobutylcarbamoyl)-2,3-dihydrospiro[chromene-4,1'-cyclopropan]-2'-yl]carbonyl]amino)phenyl]butanoic acid****[0237]** TLC: Rf 0.83 (ethyl acetate:methanol = 19:1);¹H-NMR (CDCl₃): δ 0.84-1.03, 1.21-2.01, 2.06-2.26, 2.37-2.79, 3.20-3.38, 3.51-3.62, 4.34, 4.49-4.59, 6.18-6.32, 6.82, 7.14-7.32, 7.94, 8.87, 9.93.**Example 2-16: 4-[2-(((2'R,4S)-6-[(2S)-2-butanylcarbamoyl]-2,3-dihydrospiro[chromene-4,1'-cyclopropan]-2'-yl]carbonyl]amino)-4-cyanophenyl]butanoic acid****[0238]****[0239]** TLC: Rf 0.84 (ethyl acetate:methanol = 20:1);¹H-NMR (CDCl₃): δ 0.95, 1.18-1.91, 2.05-2.25, 2.39-2.78, 3.50-3.64, 4.03-4.20, 4.33, 4.48-4.60, 5.97, 6.81, 7.13-7.32, 7.94, 8.87, 9.93.**Example 2-17: 4-[2-(((2'R,4S)-6-[(2R)-2-butanylcarbamoyl]-2,3-dihydrospiro[chromene-4,1'-cyclopropan]-2'-yl]carbonyl]amino)-4-cyanophenyl]butanoic acid**

[0240] TLC: Rf 0.84 (ethyl acetate:methanol = 20:1);

¹H-NMR (CDCl₃): δ 0.98, 1.18-1.32, 1.49-1.86, 2.05-2.25, 2.39-2.81, 3.57, 4.11, 4.33, 4.54, 5.95, 6.81, 7.13-7.33, 7.93, 8.81, 8.86, 9.93.

Example 2-18: 4-[2-(((2'R,4S)-6-(benzylcarbamoyl)-2,3-dihydrospiro[chromene-4,1'-cyclopropan]-2'-yl)carbonyl)amino)-4-cyanophenyl]butanoic acid

[0241] TLC: Rf 0.84 (ethyl acetate:methanol = 20:1);

¹H-NMR (CDCl₃): δ 1.20-1.86, 2.06-2.26, 2.40-2.79, 3.58, 4.34, 4.48-4.72, 6.47, 6.80, 7.15-7.42, 7.99, 8.87, 9.92.

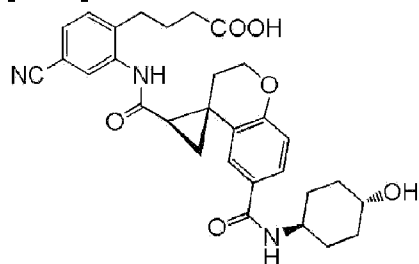
Example 2-19: 4-{4-cyano-2-[[[(2'R,4S)-6-[(3R)-tetrahydro-3-furanylcarbamoyl]-2,3-dihydrospiro[chromene-4,1'-cyclopropan]-2'-yl]carbonyl]amino]phenyl}butanoic acid

[0242] TLC: Rf 0.56 (ethyl acetate:methanol = 19:1);

¹H-NMR (DMSO-d₆): δ 1.59, 1.67-1.83, 1.90, 2.07-2.26, 2.46, 2.61-2.71, 3.58, 3.72, 3.82-3.92, 4.10, 4.33, 4.48, 6.85, 7.38-7.48, 7.58, 7.67, 7.88, 8.39, 9.91, 12.11.

Example 2-20: 4-{4-cyano-2-[[[(2'R,4S)-6-[(trans-4-hydroxycyclohexyl)carbamoyl]-2,3-dihydrospiro[chromene-4,1'-cyclopropan]-2'-yl]carbonyl]amino]phenyl}butanoic acid

[0243]

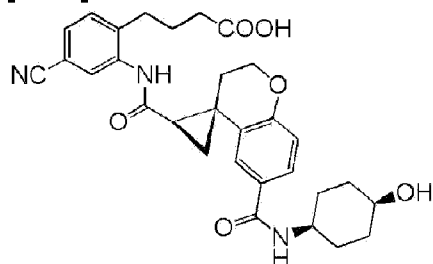


[0244] TLC: Rf 0.57 (ethyl acetate:methanol = 9:1);

¹H-NMR (CDCl₃): δ 0.77-1.85, 1.95-2.26, 2.38-2.77, 3.48-3.77, 3.83-4.04, 4.33, 4.54, 5.97, 6.81, 7.15-7.35, 7.92, 8.87, 9.92.

Example 2-21: 4-{4-cyano-2-[[[(2'R,4S)-6-[(cis-4-hydroxycyclohexyl)carbamoyl]-2,3-dihydrospiro[chromene-4,1'-cyclopropan]-2'-yl]carbonyl]amino]phenyl}butanoic acid

[0245]



[0246] TLC: Rf 0.64 (ethyl acetate:methanol = 9:1);

$^1\text{H-NMR}$ (CDCl_3): δ 1.20-1.31, 1.51-1.86, 2.05-2.24, 2.38-2.79, 3.51-3.62, 3.94-4.09, 4.33, 4.54, 6.16, 6.82, 7.13-7.31, 7.92, 8.87, 9.92.

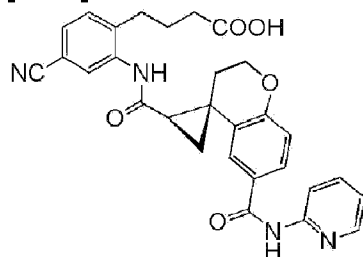
Example 2-22: 4-[4-cyano-2-(((2'R,4S)-6-([2-(dimethylamino)ethyl]carbamoyl)-2,3-dihydrospiro[chromene-4,1'-cyclopropan]-2'-yl]carbonyl)amino)phenyl]butanoic acid

[0247] TLC: Rf 0.17 (ethyl acetate:methanol = 9:1, Chromatorex diol TLC plate (Fuji Silysia Chemical Ltd.));

$^1\text{H-NMR}$ (CDCl_3): δ 1.19-1.34, 1.59, 1.66-1.84, 2.09-3.16, 3.38, 3.62-3.81, 4.33, 4.52, 6.85, 7.15-7.31, 7.52-7.64, 7.87, 8.80, 9.55.

Example 2-23: 4-[4-cyano-2-(((2'R,4S)-6-(2-pyridinylcarbamoyl)-2,3-dihydrospiro[chromene-4,1'-cyclopropan]-2'-yl]carbonyl)amino)phenyl]butanoic acid

[0248]



[0249] TLC: Rf 0.83 (ethyl acetate:methanol = 19:1);

$^1\text{H-NMR}$ (DMSO-d_6): δ 1.58, 1.73, 1.88-1.99, 2.10-2.24, 2.60-2.70, 4.06-4.18, 4.30-4.40, 6.90, 7.14, 7.41, 7.57, 7.72, 7.77-7.90, 8.18, 8.38, 9.91, 10.78, 12.09.

Example 2-24: 4-[4-cyano-2-(((2'R,4S)-6-((2-pyridinylmethyl)carbamoyl)-2,3-

dihydrospiro[chromene-4,1'-cyclopropan-2'-yl]carbonyl)amino]phenyl}butanoic acid

[0250] TLC: Rf 0.62 (ethyl acetate:methanol = 9:1);

¹H-NMR (DMSO-d₆): δ 1.58, 1.63-1.84, 2.01-2.24, 2.59-2.69, 4.04-4.16, 4.27-4.39, 4.55, 6.87, 7.22-7.33, 7.40, 7.55, 7.66-7.80, 7.87, 8.45-8.55, 9.01, 9.90, 12.09.

Example 2-25: 4-[4-cyano-2-(((2'R,4S)-6-((2R)-1-methoxy-2-propanyl)carbamoyl)-2,3-dihydrospiro[chromene-4,1'-cyclopropan]-2'-yl]carbonyl)amino]phenyl}butanoic acid

[0251] TLC: Rf 0.76 (ethyl acetate:methanol = 19:1);

¹H-NMR (DMSO-d₆): δ 1.12, 1.59, 1.67-1.83, 2.08-2.25, 2.47, 2.61-2.70, 3.23-3.31, 3.40, 4.09, 4.20, 4.33, 6.85, 7.39-7.46, 7.58, 7.65, 7.89, 8.09, 9.90, 12.11.

Example 2-26: 4-{4-cyano-2-(((2'R,4S)-6-[(3-oxetanylmethyl)carbamoyl]-2,3-dihydrospiro[chromene-4,1'-cyclopropan]-2'-yl]carbonyl)amino]phenyl}butanoic acid

[0252] TLC: Rf 0.56 (chloroform:methanol = 9:1);

¹H-NMR (DMSO-d₆): δ 1.59, 1.66-1.80, 2.09-2.25, 2.46, 2.61-2.71, 3.15, 3.52, 4.10, 4.28-4.39, 4.63, 6.85, 7.37-7.47, 7.57-7.64, 7.89, 8.50, 9.92, 12.10.

Example 2-27: 4-{4-cyano-2-(((2'R,4S)-6-[(3S)-tetrahydro-3-furanylcarbamoyl]-2,3-dihydrospiro[chromene-4,1'-cyclopropan]-2'-yl]carbonyl)amino]phenyl}butanoic acid

[0253] TLC: Rf 0.50 (ethyl acetate:methanol = 19:1);

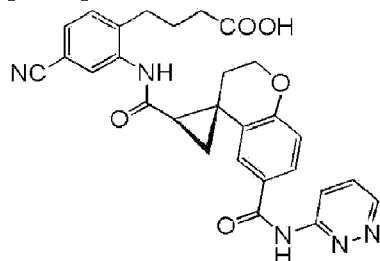
¹H-NMR (DMSO-d₆): δ 1.51-1.63, 1.64-1.97, 2.04-2.28, 2.41-2.47, 2.60-2.70, 3.58, 3.64-3.77, 3.80-3.92, 4.02-4.16, 4.26-4.38, 4.38-4.53, 6.84, 7.36-7.48, 7.58, 7.67, 7.87, 8.37, 9.91, 12.10.

Example 2-28: 4-{4-cyano-2-(((2'R,4S)-6-((cyclobutylmethyl)carbamoyl)-2,3-dihydrospiro[chromene-4,1'-cyclopropan]-2'-yl]carbonyl)amino]phenyl}butanoic acid

[0254] TLC: Rf 0.63 (dichloromethane:methanol = 9:1);

¹H-NMR (DMSO-d₆): δ 1.52-1.62, 1.62-1.88, 1.88-2.06, 2.06-2.24, 2.60-2.70, 3.23-3.30, 4.01-4.14, 4.26-4.37, 6.83, 7.36-7.45, 7.59, 7.88, 8.31, 9.91, 12.10.

Example 2-29: 4-[4-cyano-2-(((2'R,4S)-6-(3-pyridazinylcarbamoyl)-2,3-

dihydrospiro[chromene-4,1'-cyclopropan]-2'-yl]carbonyl}amino)phenyl]butanoic acid**[0255]****[0256]** TLC: Rf 0.65 (dichloromethane:methanol = 9:1);¹H-NMR (DMSO-d₆): δ 1.59, 1.72, 1.87-1.99, 2.05-2.24, 2.54-2.70, 4.05-4.23, 4.30-4.44, 6.93, 7.41, 7.57, 7.72, 7.76-7.93, 8.38, 9.00, 9.99, 11.45, 12.11.**Example 2-30: 4-[4-cyano-2-(((2'R,4S)-6-[(1-methyl-4-piperidinyl)carbonyl]-2,3-dihydrospiro[chromene-4,1'-cyclopropan]-2'-yl)carbonyl)amino]phenyl]butanoic acid****[0257]** TLC: Rf 0.21 (dichloromethane:methanol:28% ammonia water = 4:1:0.1);¹H-NMR (DMSO-d₆): δ 1.49-1.83, 1.90-2.06, 2.06-2.24, 2.65, 2.81, 3.73, 4.02-4.15, 4.26-4.37, 6.83, 7.37-7.46, 7.56, 7.63, 7.90, 8.14, 10.01.**Example 2-31: 4-[4-cyano-2-(((2'R,4S)-6-(1H-pyrazol-4-yl)carbonyl)-2,3-dihydrospiro[chromene-4,1'-cyclopropan]-2'-yl)carbonyl}amino)phenyl]butanoic acid****[0258]** TLC: Rf 0.45 (dichloromethane:methanol = 9:1);¹H-NMR (CD₃OD): δ 1.65-1.90, 2.24, 2.35, 2.60-2.80, 4.20-4.42, 6.89, 7.39-7.50, 7.59, 7.70, 7.89, 8.03.**Example 2-32: 4-[4-cyano-2-(((2'R,4S)-6-[(2,2-difluoroethyl)carbonyl]-2,3-dihydrospiro[chromene-4,1'-cyclopropan]-2'-yl)carbonyl)amino]phenyl]butanoic acid****[0259]** TLC: Rf 0.76 (ethyl acetate:methanol = 19:1);¹H-NMR (DMSO-d₆): δ 1.53-1.81, 2.06-2.25, 2.41-2.47, 2.58-2.71, 3.55-3.78, 4.04-4.17, 4.25-4.40, 5.84-6.36, 6.87, 7.41, 7.48, 7.55, 7.67, 7.87, 8.73, 9.91, 12.10.**Example 2-33: 4-[4-cyano-2-(((2'R,4S)-6-[(3S)-1-methyl-3-pyrrolidinyl]carbonyl)-2,3-dihydrospiro[chromene-4,1'-cyclopropan]-2'-yl)carbonyl}amino)phenyl]butanoic acid**

dihydrospiro[chromene-4,1'-cyclopropan]-2'-yl]carbonyl}amino)phenyl]butanoic acid

[0260] TLC: Rf 0.33 (dichloromethane:methanol = 9:1);

¹H-NMR (DMSO-d₆): δ 1.50-1.59, 1.62-1.84, 2.06-2.23, 2.37, 2.64, 2.74-2.84, 4.14, 4.24-4.36, 4.45, 6.83, 7.35-7.48, 7.55, 7.63, 7.98, 8.45, 10.09.

Example 2-34: 4-[4-cyano-2-({[(2'R,4S)-6-(1,3-thiazol-2-yl)carbamoyl]-2,3-dihydrospiro[chromene-4,1'-cyclopropan]-2'-yl]carbonyl}amino)phenyl]butanoic acid

[0261] TLC: Rf 0.68 (dichloromethane:methanol = 9:1);

¹H-NMR (DMSO-d₆): δ 1.56-1.64, 1.65-1.81, 1.86-1.96, 2.10-2.24, 2.60-2.70, 4.07-4.19, 4.32-4.43, 6.94, 7.26, 7.41, 7.53-7.60, 7.79, 7.82-7.90, 9.92, 12.11, 12.53.

Example 2-35: 4-[4-cyano-2-({[(2'R,4S)-6-(3-pyridinyl)carbamoyl]-2,3-dihydrospiro[chromene-4,1'-cyclopropan]-2'-yl]carbonyl}amino)phenyl]butanoic acid

[0262] TLC: Rf 0.53 (dichloromethane:methanol = 9:1);

¹H-NMR (DMSO-d₆): δ 1.58-1.65, 1.72, 1.83, 2.08-2.24, 2.61-2.70, 4.30-4.43, 6.94, 7.35-7.45, 7.57, 7.79, 7.88, 8.11-8.18, 8.30, 8.90, 9.93, 10.24, 12.09.

Example 2-36: 4-[4-cyano-2-({[(2'R,4S)-6-(2-pyrimidinyl)carbamoyl]-2,3-dihydrospiro[chromene-4,1'-cyclopropan]-2'-yl]carbonyl}amino)phenyl]butanoic acid

[0263] TLC: Rf 0.56 (dichloromethane:methanol = 9:1);

¹H-NMR (DMSO-d₆): δ 1.53-1.63, 1.63-1.80, 1.84-1.95, 2.07-2.24, 2.60-2.70, 4.06-4.19, 4.29-4.43, 6.90, 7.24, 7.41, 7.57, 7.64, 7.75, 7.86, 8.72, 9.91, 10.94, 12.08.

Example 2-37: 4-[4-cyano-2-({[(2'R,4S)-6-(1,2-oxazol-3-yl)carbamoyl]-2,3-dihydrospiro[chromene-4,1'-cyclopropan]-2'-yl]carbonyl}amino)phenyl]butanoic acid

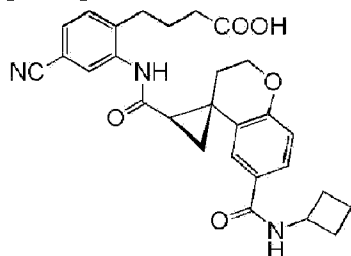
[0264] TLC: Rf 0.65 (dichloromethane:methanol = 9:1);

¹H-NMR (DMSO-d₆): δ 1.36-1.50, 1.62, 1.86-2.15, 2.53-2.68, 2.68-2.89, 4.19-4.37, 6.85, 6.91, 7.31-7.41, 7.41-7.49, 7.62, 7.79, 8.36, 8.75, 11.61, 12.62.

Example 2-38: 4-[4-cyano-2-({[(2'R,4S)-6-(cyclobutyl)carbamoyl]-2,3-

dihydrospiro[chromene-4,1'-cyclopropan]-2'-yl]carbonyl]amino)phenyl]butanoic acid

[0265]

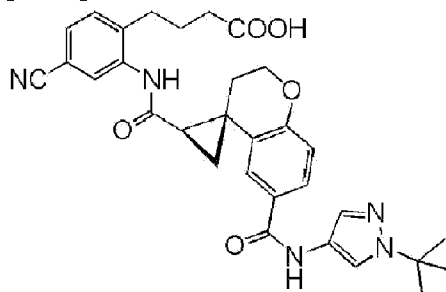


[0266] TLC: Rf 0.72 (ethyl acetate);

¹H-NMR (CD₃OD): δ 1.62-1.90, 2.02-2.44, 2.59-2.80, 4.19-4.30, 4.33, 4.49, 6.82, 7.37-7.51, 7.58, 8.04.

Example 2-39: 4-[4-cyano-2-({[(2'R,4S)-6-{[1-(2-methyl-2-propanyl)-1H-pyrazol-4-yl]carbonyl}]2,3-dihydrospiro[chromene-4,1'-cyclopropan]-2'-yl]carbonyl]amino)phenyl]butanoic acid

[0267]

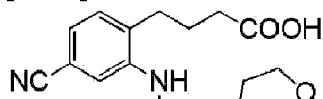


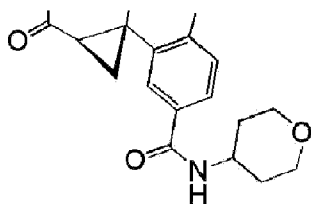
[0268] TLC: Rf 0.64 (ethyl acetate);

¹H-NMR (CD₃OD): δ 1.59, 1.67-1.92, 2.16-2.29, 2.30-2.41, 2.62-2.78, 4.21-4.32, 4.33-4.46, 6.88, 7.37-7.51, 7.58, 7.65-7.74, 8.03, 8.11.

Example 2-40: 4-[4-cyano-2-({[(2'R,4S)-6-(tetrahydro-2H-pyran-4-ylcarbonyl)]2,3-dihydrospiro[chromene-4,1'-cyclopropan]-2'-yl]carbonyl]amino)phenyl]butanoic acid

[0269]





[0270] TLC: Rf 0.62 (ethyl acetate:methanol = 9:1);

$^1\text{H-NMR}$ (DMSO- d_6): δ 1.44-1.86, 2.02-2.24, 2.59-2.70, 3.35-3.44, 3.80-4.15, 4.25-4.37, 6.84, 7.37-7.46, 7.57, 7.64, 7.87, 8.13, 9.90, 12.09.

Example 2-41: 4-[4-cyano-2-(((2'R,4S)-6-(1,2-oxazol-5-yl)carbamoyl)-2,3-dihydrospiro[chromene-4,1'-cyclopropan]-2'-yl)carbonyl]amino)phenyl]butanoic acid

[0271] TLC: Rf 0.71 (ethyl acetate:methanol = 9:1);

$^1\text{H-NMR}$ (DMSO- d_6): δ 1.56-1.66, 1.73, 1.87, 2.06-2.25, 2.60-2.70, 4.06-4.19, 4.31-4.44, 6.39, 6.94, 7.41, 7.57, 7.67, 7.81, 7.87, 8.50, 9.92, 11.90, 12.09.

Example 2-42: 4-[4-cyano-2-(((2'R,4S)-6-(4-pyridinyl)carbamoyl)-2,3-dihydrospiro[chromene-4,1'-cyclopropan]-2'-yl)carbonyl]amino)phenyl]butanoic acid

[0272] TLC: Rf 0.53 (dichloromethane:methanol = 4:1);

$^1\text{H-NMR}$ (DMSO- d_6): δ 1.57-1.66, 1.73, 1.83, 2.09-2.24, 2.60-2.70, 4.08-4.21, 4.31-4.42, 6.95, 7.41, 7.52-7.61, 7.74-7.91, 8.42-8.52, 9.91, 10.38, 12.09.

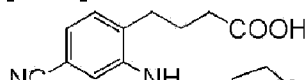
Example 2-43: 4-[4-cyano-2-(((2'R,4S)-6-[(1-methyl-1H-pyrazol-5-yl)carbamoyl]-2,3-dihydrospiro[chromene-4,1'-cyclopropan]-2'-yl)carbonyl)amino]phenyl]butanoic acid

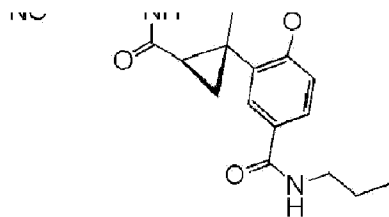
[0273] TLC: Rf 0.58 (chloroform:methanol = 9:1);

$^1\text{H-NMR}$ (DMSO- d_6): δ 1.55-1.65, 1.66-1.90, 2.06-2.29, 2.50, 2.60-2.74, 3.66, 4.06-4.22, 4.30-4.46, 6.17, 6.93, 7.35-7.45, 7.52-7.61, 7.77, 7.88, 9.91, 10.15, 12.10.

Example 2-44: 4-[4-cyano-2-(((2'R,4S)-6-(propyl)carbamoyl)-2,3-dihydrospiro[chromene-4,1'-cyclopropan]-2'-yl)carbonyl]amino)phenyl]butanoic acid

[0274]



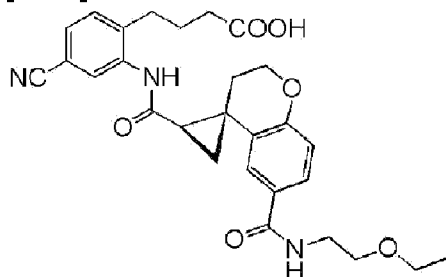


[0275] TLC: Rf 0.75 (ethyl acetate);

¹H-NMR (DMSO-d₆): δ 0.88, 1.45-1.63, 1.68-1.82, 2.07-2.25, 2.45, 2.61-2.72, 3.15-3.26, 4.10, 4.32, 6.85, 7.39-7.46, 7.57-7.63, 7.88, 8.32, 9.90, 12.11.

Example 2-45: 4-{4-cyano-2-[(2'R,4S)-6-[(2-ethoxyethyl)carbamoyl]-2,3-dihydrospiro[chromene-4,1'-cyclopropan]-2'-yl]carbonyl}amino]phenyl}butanoic acid

[0276]

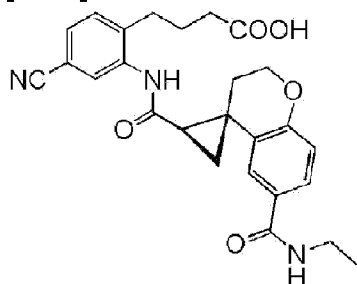


[0277] TLC: Rf 0.51 (ethyl acetate);

¹H-NMR (DMSO-d₆): δ 1.11, 1.59, 1.67-1.83, 2.07-2.26, 2.47, 2.61-2.71, 3.35-3.52, 4.10, 4.33, 6.85, 7.38-7.48, 7.57-7.64, 7.88, 8.42, 9.90, 12.09.

Example 2-46: 4-[4-cyano-2-[(2'R,4S)-6-(ethylcarbamoyl)-2,3-dihydrospiro[chromene-4,1'-cyclopropan]-2'-yl]carbonyl}amino]phenyl}butanoic acid

[0278]



[0279] TLC: Rf 0.59 (ethyl acetate);

¹H-NMR (DMSO-d₆): δ 1.10, 1.58, 1.65-1.80, 2.07-2.24, 2.45, 2.58-2.69, 3.19-3.33, 4.09, 4.32, 6.84, 7.37-7.45, 7.57, 7.62, 7.88, 8.33, 9.89, 12.09.

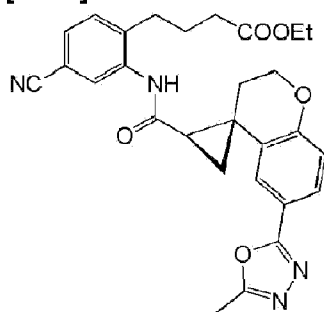
Example 2-47: 4-{4-cyano-2-[(2'R,4S)-6-[(1-methoxy-2-methyl-2-propanyl)carbamoyl]-2,3-dihydrospiro[chromene-4,1'-cyclopropan]-2'-yl]carbonyl}amino]phenyl}butanoic acid

[0280] TLC: Rf 0.72 (hexane:ethyl acetate = 1:3);

¹H-NMR (DMSO-d₆): δ 1.33, 1.57, 1.67-1.86, 2.08-2.25, 2.47, 2.62-2.71, 3.27, 3.53, 4.09, 4.32, 6.82, 7.35-7.45, 7.48, 7.57-7.62, 7.88, 9.89, 12.10.

Reference Example 13: Ethyl 4-[4-cyano-2-[(2'R,4S)-6-(5-methyl-1,3,4-oxadiazol-2-yl)-2,3-dihydrospiro[chromene-4,1'-cyclopropan]-2'-yl]carbonyl}amino]phenyl}butanoate

[0281]



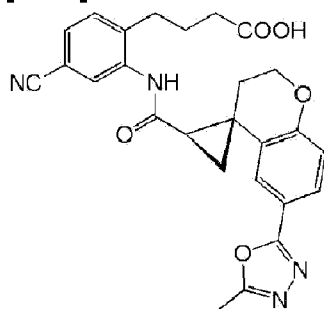
[0282] Triethylamine (60 μL) and T3P (a 1.7 mol/L ethyl acetate solution, 95 μL) were added at room temperature to a 0.5-mL dichloromethane solution of the compound (50 mg) produced in Reference Example 11 and acetylhydrazine (16 mg). The reaction mixture was stirred at room temperature for 1.5 h and then concentrated under reduced pressure. The Burgess reagent (Methyl N-(triethylammoniosulfonyl)carbamate, 117 mg) was added at room temperature to a 5-mL THF solution of the compound obtained by purifying the resulting residue by silica gel column chromatography (Yamazen Autopurification Device). The mixture was stirred at 100°C for 1 h using a microwave reactor (Biotage, Ltd.). A saturated sodium bicarbonate aqueous solution was poured into the reaction mixture, and the mixture was extracted with ethyl acetate. The resulting organic layer was washed with saturated brine, dried over anhydrous magnesium sulfate and then concentrated under reduced pressure. The resulting residue was purified by silica gel column chromatography (Yamazen Autopurification Device) to obtain the title compound (22 mg) having the following physical property values.

[0283] TLC: Rf 0.53 (hexane:ethyl acetate = 1:3);

¹H-NMR (CDCl₃): δ 0.94, 1.65-1.83, 1.89, 2.26-2.34, 2.35-2.44, 2.56-2.63, 2.66-2.76, 3.12-3.28, 3.36-3.55, 3.58-3.74, 4.07-4.23, 4.30-4.41, 6.92, 7.18, 7.28, 7.54, 7.70, 8.72, 9.39.

Example 3 (Reference): 4-[4-cyano-2-({[(2'R,4S)-6-(5-methyl-1,3,4-oxadiazol-2-yl)-2,3-dihydrospiro[chromene-4,1'-cyclopropan]-2'-yl]carbonyl}amino)phenyl]butanoic acid

[0284]



[0285] The title compound having the following physical property values was obtained by performing the same procedures as those of Example 1 using the compound produced in Reference Example 13, instead of the compound produced in Reference Example 12.

[0286] TLC: Rf 0.93 (dichloromethane:methanol = 9:1);

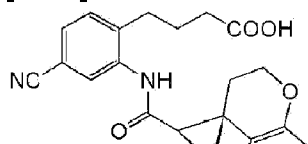
¹H-NMR (CDCl₃): δ 1.27, 1.54, 1.70-1.91, 2.17, 2.32, 2.45-2.90, 3.64, 4.35-4.48, 4.56-4.66, 6.92, 7.20, 7.28, 7.58, 8.15, 8.92, 9.91, 12.68.

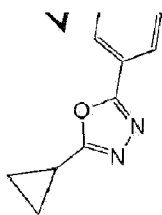
Example 4 (Reference)

[0287] The title compounds having the following physical property values were obtained by performing the same procedures as those of Reference Example 13 → Example 1, except that the acetylhydrazine was replaced with a corresponding hydrazine compound.

Example 4-1 (Reference): 4-[4-cyano-2-({[(2'R,4S)-6-(5-cyclopropyl-1,3,4-oxadiazol-2-yl)-2,3-dihydrospiro[chromene-4,1'-cyclopropan]-2'-yl]carbonyl}amino)phenyl]butanoic acid

[0288]





[0289] TLC: Rf 0.64 (ethyl acetate:methanol = 19:1);

¹H-NMR (CDCl₃): δ 1.14-1.32, 1.78, 2.07-2.41, 2.43-2.91, 3.63, 4.33-4.49, 4.61, 6.86-6.96, 7.16-7.32, 7.54, 8.13, 8.92, 9.91.

Example 4-2 (Reference): 4-[4-cyano-2-(((2'R,4S)-6-[5-(2-methyl-2-propanyl)-1,3,4-oxadiazol-2-yl]-2,3-dihydrospiro[chromene-4,1'-cyclopropan]-2'-yl]carbonyl)amino]phenyl]butanoic acid

[0290] TLC: Rf 0.83 (ethyl acetate:methanol = 19:1);

¹H-NMR (CDCl₃): δ 1.19-1.32, 1.44-1.52, 1.64-1.87, 2.10-2.40, 2.44-2.90, 3.64, 4.35-4.49, 4.56-4.67, 6.93, 7.16-7.35, 7.60, 8.15, 8.92, 9.92.

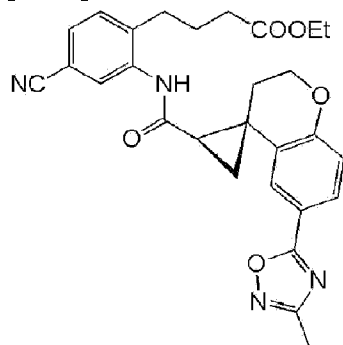
Example 4-3 (Reference): 4-[4-cyano-2-(((2'R,4S)-6-(5-ethyl-1,3,4-oxadiazol-2-yl)-2,3-dihydrospiro[chromene-4,1'-cyclopropan]-2'-yl]carbonyl)amino]phenyl]butanoic acid

[0291] TLC: Rf 0.53 (dichloromethane:methanol = 9:1);

¹H-NMR (DMSO-d₆): δ 1.32, 1.60, 1.66-1.82, 2.10-2.24, 2.60-2.70, 2.92, 4.09-4.21, 4.31-4.42, 6.99, 7.41, 7.46, 7.57, 7.71, 7.88, 9.91, 12.08.

Reference Example 14: Ethyl 4-[4-cyano-2-(((2'R,4S)-6-(3-methyl-1,2,4-oxadiazol-5-yl)-2,3-dihydrospiro[chromene-4,1'-cyclopropan]-2'-yl]carbonyl)amino]phenyl]butanoate

[0292]



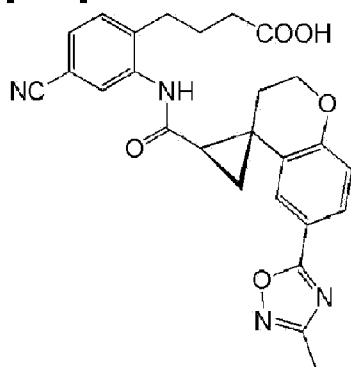
[0293] Triethylamine (0.144 mL) and T3P (a 1.7 mol/L ethyl acetate solution, 0.380 mL) were added at room temperature to a 0.5-mL ethyl acetate solution of the compound (80 mg) produced in Reference Example 11 and acetamideoxime (32 mg). The reaction mixture was heated under reflux for 4 days and then concentrated under reduced pressure. The resulting residue was purified by silica gel column chromatography (Yamazen Autopurification Device) to obtain the title compound (49 mg) having the following physical property values.

[0294] TLC: Rf 0.55 (hexane:ethyl acetate = 1:1);

¹H-NMR (CDCl₃): δ 0.92, 1.64-1.83, 1.86-1.95, 2.22-2.35, 2.36-2.44, 2.45, 2.54-2.65, 2.72, 3.39-3.54, 3.59-3.73, 4.10-4.23, 4.32-4.44, 6.94, 7.20, 7.28, 7.59, 7.84, 8.74, 9.39.

Example 5 (Reference): 4-[4-cyano-2-({[(2'R,4S)-6-(3-methyl-1,2,4-oxadiazol-5-yl)-2,3-dihydrospiro[chromene-4,1'-cyclopropan]-2'-yl]carbonyl}amino)phenyl]butanoic acid

[0295]



[0296] The title compound having the following physical property values was obtained by performing the same procedures as those of Example 1 using the compound produced in Reference Example 14, instead of the compound produced in Reference Example 12.

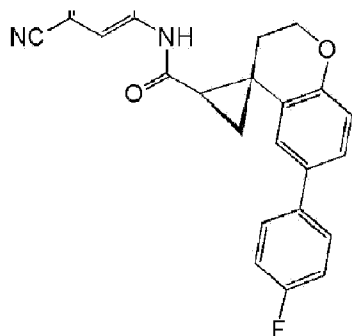
[0297] TLC: Rf 0.74 (ethyl acetate:methanol = 20:1);

¹H-NMR (DMSO-d₆): δ 1.55-1.64, 1.67-1.83, 2.11-2.29, 2.39, 2.51-2.60, 2.61-2.73, 4.11-4.25, 4.31-4.44, 7.02, 7.41, 7.52-7.62, 7.83, 7.88, 9.90, 12.10.

Reference Example 15: Ethyl 4-[4-cyano-2-({[(2'R,4S)-6-(4-fluorophenyl)-2,3-dihydrospiro[chromene-4,1'-cyclopropan]-2'-yl]carbonyl}amino)phenyl]butanoate

[0298]





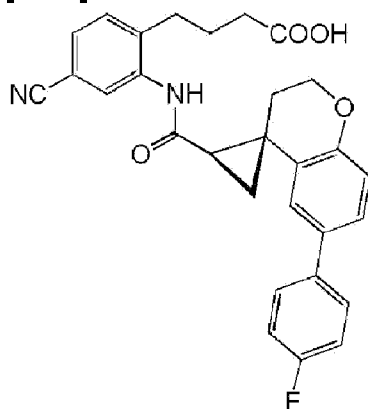
[0299] Cesium carbonate (84 mg), 4-fluorophenylboronic acid (36 mg), and purified water (0.4 mL) were added at room temperature to a 0.4-mL 1,2-dimethoxyethane solution of the compound (70 mg) produced in Reference Example 10, and the atmosphere was replaced with argon. A [1,1'-bis(diphenylphosphino)ferrocene]palladium(II) dichloride dichloromethane complex (5 mg) was added, and the mixture was stirred overnight at 85°C. The reaction mixture was diluted with ethyl acetate and then extracted with ethyl acetate after adding water. The resulting organic layer was washed with water and saturated brine, dried over anhydrous sodium sulfate and then concentrated under reduced pressure. The resulting residue was purified by silica gel column chromatography (Yamazen Autopurification Device) to obtain the title compound (54 mg) having the following physical property values.

[0300] TLC: Rf 0.48 (hexane:ethyl acetate = 2:1);

¹H-NMR (CDCl₃): δ 0.83, 1.64-1.79, 1.82-1.93, 2.29, 2.33-2.43, 2.48-2.74, 3.30, 3.49, 4.06-4.19, 4.26-4.38, 6.84-6.91, 6.97, 7.04-7.15, 7.15-7.22, 7.22-7.32, 7.39-7.51, 8.73, 9.30.

Example 6 (Reference): 4-[4-cyano-2-({[(2'R,4S)-6-(4-fluorophenyl)-2,3-dihydrospiro[chromene-4,1'-cyclopropan]-2'-yl]carbonyl}amino)phenyl]butanoic acid

[0301]



[0302] The title compound having the following physical property values was obtained by performing the same procedures as those of Example 1 using the compound produced in

Reference Example 15, instead of the compound produced in Reference Example 12.

[0303] TLC: Rf 0.58 (dichloromethane:methanol = 9:1);

¹H-NMR (DMSO-d₆): δ 1.50-1.60, 1.72, 1.87, 2.06-2.24, 2.60-2.69, 4.03-4.15, 4.24-4.35, 6.87, 7.11, 7.19-7.29, 7.32-7.44, 7.56, 7.61-7.70, 7.87, 9.88, 12.09.

Example 7 (Reference)

[0304] The title compounds having the following physical property values were obtained by performing the same procedures as those of Reference Example 15 → Example 1, except that the 4-fluorophenylboronic acid was replaced with a corresponding boronic acid compound or a corresponding heterocyclic ring.

Example 7-1 (Reference): 4-[4-cyano-2-(((2'R,4S)-6-phenyl-2,3-dihydrospiro[chromene-4,1'-cyclopropan]-2'-yl]carbonyl)amino)phenyl]butanoic acid

[0305] TLC: Rf 0.53 (dichloromethane:methanol = 9:1)

¹H-NMR (CDCl₃): δ 1.58-1.81, 2.14-2.27, 2.36-2.46, 2.49-2.71, 2.78, 4.22-4.37, 6.92, 7.15, 7.16-7.22, 7.26-7.51, 7.52-7.61, 8.69, 8.95.

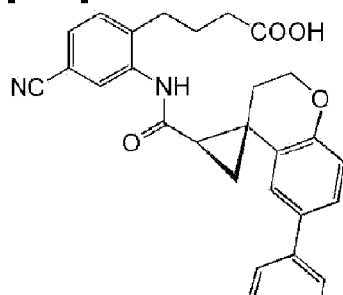
Example 7-2 (Reference): 4-[4-cyano-2-(((2'R,4S)-6-(4-pyridinyl)-2,3-dihydrospiro[chromene-4,1'-cyclopropan]-2'-yl]carbonyl)amino)phenyl]butanoic acid

[0306] TLC: Rf 0.36 (dichloromethane:methanol = 9:1);

¹H-NMR (DMSO-d₆): δ 1.52-1.63, 1.64-1.79, 1.87-1.99, 2.08-2.30, 2.43-2.73, 3.99-4.20, 4.25-4.41, 6.93, 7.31, 7.40, 7.56, 7.66-7.71, 7.87, 8.51-8.62, 9.88, 11.90-12.18.

Example 7-3 (Reference): 4-[4-cyano-2-(((2'R,4S)-6-(3-pyridinyl)-2,3-dihydrospiro[chromene-4,1'-cyclopropan]-2'-yl]carbonyl)amino)phenyl]butanoic acid

[0307]



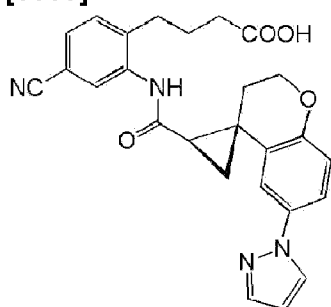


[0308] TLC: Rf 0.36 (dichloromethane:methanol = 9:1);

¹H-NMR (DMSO-d₆): δ 1.56, 1.65-1.77, 1.88-2.00, 2.06-2.30, 2.34-2.75, 4.03-4.19, 4.25-4.39, 6.92, 7.22, 7.37-7.51, 7.57, 7.87, 7.99-8.09, 8.48-8.53, 8.87, 9.87.

Example 7-4 (Reference): 4-[4-cyano-2-({[(2'R,4S)-6-(1H-pyrazol-1-yl)-2,3-dihydrospiro[chromene-4,1'-cyclopropan]-2'-yl]carbonyl}amino)phenyl]butanoic acid

[0309]

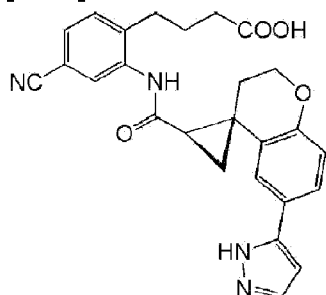


[0310] TLC: Rf 0.45 (dichloromethane:methanol = 9:1);

¹H-NMR (CDCl₃): δ 1.23-1.34, 1.62, 1.66-1.83, 2.05-2.23, 2.40-2.59, 2.61-2.82, 3.37-3.47, 4.22-4.35, 4.44-4.52, 6.49, 6.88, 7.11, 7.20, 7.28, 7.41, 7.71, 8.86, 9.95.

Example 7-5 (Reference): 4-[4-cyano-2-({[(2'R,4S)-6-(1H-pyrazol-5-yl)-2,3-dihydrospiro[chromene-4,1'-cyclopropan]-2'-yl]carbonyl}amino)phenyl]butanoic acid

[0311]

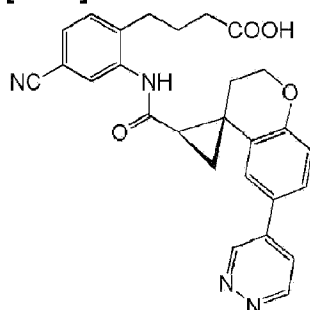


[0312] TLC: Rf 0.35 (dichloromethane:methanol = 9:1);

¹H-NMR (DMSO-d₆): δ 1.51-1.62, 1.63-1.86, 2.04-2.33, 2.34-2.75, 3.98-4.14, 4.23-4.35, 6.65, 6.82, 7.29, 7.40, 7.48-7.60, 7.63, 7.87, 9.91, 12.47.

Example 7-6 (Reference): 4-[4-cyano-2-(((2'R,4S)-6-(4-pyridazinyl)-2,3-dihydrospiro[chromene-4,1'-cyclopropan]-2'-yl)]carbonyl)amino)phenyl]butanoic acid

[0313]



[0314] TLC: Rf 0.40 (dichloromethane:methanol = 9:1);

$^1\text{H-NMR}$ (DMSO- d_6): δ 1.53-1.62, 1.63-1.80, 1.95-2.06, 2.09-2.33, 2.34-2.78, 4.01-4.22, 4.28-4.42, 6.97, 7.42, 7.47, 7.57, 7.71, 7.87, 7.94-8.04, 9.20, 9.60, 9.87, 12.1.

Example 7-7 (Reference): 4-[4-cyano-2-(((2'R,4S)-6-(1-methyl-1H-pyrazol-4-yl)-2,3-dihydrospiro[chromene-4,1'-cyclopropan]-2'-yl)]carbonyl)amino)phenyl]butanoic acid

[0315] TLC: Rf 0.25 (ethyl acetate:methanol = 19:1);

$^1\text{H-NMR}$ (CDCl_3): δ 1.44-1.88, 2.22-2.33, 2.48, 2.58-2.76, 3.70, 4.16-4.36, 6.81-6.95, 7.11-7.34, 7.39, 7.56, 8.73, 9.16.

Example 7-8 (Reference): 4-[4-cyano-2-(((2'R,4S)-6-(5-pyrimidinyl)-2,3-dihydrospiro[chromene-4,1'-cyclopropan]-2'-yl)]carbonyl)amino)phenyl]butanoic acid

[0316] TLC: Rf 0.44 (dichloromethane:methanol = 9:1);

$^1\text{H-NMR}$ (DMSO- d_6): δ 1.57, 1.65-1.79, 1.92-2.03, 2.06-2.35, 2.36-2.77, 4.01-4.17, 4.27-4.40, 6.94, 7.33, 7.40, 7.50-7.61, 7.87, 9.12, 9.86, 12.08.

Example 7-9 (Reference): 4-[4-cyano-2-(((2'R,4S)-6-(2-thienyl)-2,3-dihydrospiro[chromene-4,1'-cyclopropan]-2'-yl)]carbonyl)amino)phenyl]butanoic acid

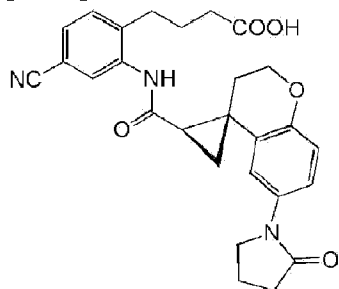
[0317] TLC: Rf 0.44 (dichloromethane:methanol = 9:1);

$^1\text{H-NMR}$ (DMSO- d_6): δ 1.51-1.61, 1.65-1.78, 1.79-1.88, 2.05-2.31, 2.40-2.76, 3.98-4.14, 4.23-

4.36, 6.83, 7.04-7.16, 7.30-7.49, 7.57, 7.86, 9.90, 12.08.

Example 7-10 (Reference): 4-[4-cyano-2-({[(2'R,4S)-6-(2-oxo-1-pyrrolidinyl)-2,3-dihydrospiro[chromene-4,1'-cyclopropan]-2'-yl]carbonyl}amino)phenyl]butanoic acid

[0318]



[0319] TLC: Rf 0.47 (dichloromethane:methanol = 9:1);

¹H-NMR (DMSO-d₆): δ 1.50-1.59, 1.60-1.80, 1.93-2.12, 2.19, 2.31-2.51, 2.54-2.78, 3.78, 3.93-4.09, 4.19-4.31, 6.78, 7.09, 7.29, 7.40, 7.56, 7.85, 9.91, 12.08.

Example 7-11 (Reference): 4-[4-cyano-2-({[(2'R,4S)-6-(1,3-thiazol-5-yl)-2,3-dihydrospiro[chromene-4,1'-cyclopropan]-2'-yl]carbonyl}amino)phenyl]butanoic acid

[0320] TLC: Rf 0.53 (ethyl acetate:methanol = 20:1);

¹H-NMR (CDCl₃): δ 1.20-1.30, 1.58, 1.73-1.90, 2.26-2.37, 2.52, 2.64-2.82, 4.19-4.41, 6.81-6.97, 7.13-7.35, 7.77, 8.60, 8.69, 9.25.

Example 7-12 (Reference): 4-[4-cyano-2-({[(2'R,4S)-6-(pyrazolo[1,5-a]pyridin-3-yl)-2,3-dihydrospiro[chromene-4,1'-cyclopropan]-2'-yl]carbonyl}amino)phenyl]butanoic acid

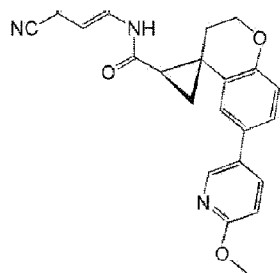
[0321] TLC: Rf 0.40 (dichloromethane:methanol = 9:1);

¹H-NMR (CDCl₃): δ 1.59-1.70, 1.76-1.84, 2.31, 2.43-2.53, 2.60-2.80, 4.15-4.44, 6.72, 6.89, 6.97, 7.09-7.36, 7.68, 7.89, 8.43, 8.70, 9.15.

Example 7-13 (Reference): 4-[4-cyano-2-({[(2'R,4S)-6-(6-methoxy-3-pyridinyl)-2,3-dihydrospiro[chromene-4,1'-cyclopropan]-2'-yl]carbonyl}amino)phenyl]butanoic acid

[0322]



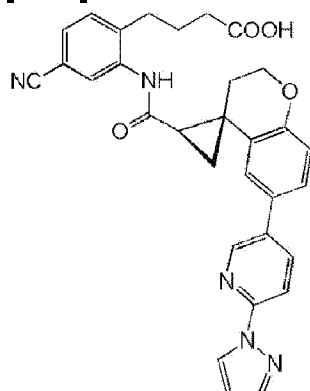


[0323] TLC: Rf 0.56 (ethyl acetate);

¹H-NMR (CD₃OD): δ 1.65-1.93, 2.14-2.29, 2.33, 2.58, 2.67-2.78, 3.92, 4.21, 4.32, 6.80-6.91, 7.06, 7.30, 7.42, 7.48, 7.84-7.95, 8.31.

Example 7-14 (Reference): 4-{4-cyano-2-[(2'R,4S)-6-[6-(1H-pyrazol-1-yl)-3-pyridinyl]-2,3-dihydrospiro[chromene-4,1'-cyclopropan]-2'-yl]carbonyl}amino]phenyl}butanoic acid

[0324]

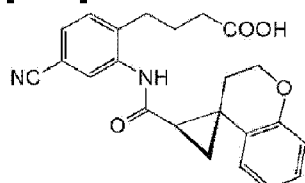


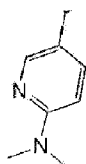
[0325] TLC: Rf 0.60 (chloroform:methanol = 9:1);

¹H-NMR (DMSO-d₆): δ 1.57, 1.63-1.79, 1.89-2.01, 2.08-2.25, 2.50-2.56, 2.60-2.72, 4.03-4.18, 4.27-4.40, 6.59, 6.93, 7.27, 7.40, 7.47-7.60, 7.80-7.91, 7.96, 8.27, 8.63, 8.76, 9.88, 12.10.

Example 7-15 (Reference): 4-{4-cyano-2-[(2'R,4S)-6-[6-(dimethylamino)-3-pyridinyl]-2,3-dihydrospiro[chromene-4,1'-cyclopropan]-2'-yl]carbonyl}amino]phenyl}butanoic acid

[0326]



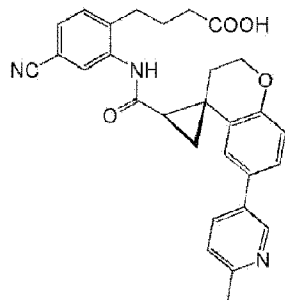


[0327] TLC: Rf 0.58 (chloroform:methanol = 9:1);

¹H-NMR (DMSO-d₆): δ 1.51-1.62, 1.63-1.80, 1.84-1.95, 2.06-2.25, 2.51-2.57, 2.60-2.75, 3.18, 4.02-4.17, 4.23-4.39, 6.88, 7.01-7.21, 7.35-7.47, 7.55, 7.87, 8.10-8.29, 9.92, 12.10.

Example 7-16 (Reference): 4-[4-cyano-2-(((2'R,4S)-6-(6-methyl-3-pyridinyl)-2,3-dihydrospiro[chromene-4,1'-cyclopropan]-2'-yl)carbonyl)amino]phenyl]butanoic acid

[0328]



[0329] TLC: Rf 0.63 (dichloromethane:methanol = 9:1);

¹H-NMR (DMSO-d₆): δ 1.46-1.56, 1.56-1.79, 2.03, 2.16, 2.66, 4.15, 4.22-4.33, 6.86, 7.20, 7.27, 7.33-7.44, 7.44-7.52, 8.08-8.21, 8.70, 11.11.

Example 7-17 (Reference): 4-[4-cyano-2-(((2'R,4S)-6-(6-fluoro-3-pyridinyl)-2,3-dihydrospiro[chromene-4,1'-cyclopropan]-2'-yl)carbonyl)amino]phenyl]butanoic acid

[0330] TLC: Rf 0.59 (dichloromethane:methanol = 9:1);

¹H-NMR (DMSO-d₆): δ 1.52-1.60, 1.65-1.79, 1.93, 2.07-2.23, 2.60-2.70, 4.03-4.15, 4.27-4.37, 6.90, 7.19-7.27, 7.40, 7.45, 7.56, 7.87, 8.25, 8.51, 9.87, 12.09.

Example 7-18 (Reference): 4-[4-cyano-2-(((2'R,4S)-6-[6-(methylsulfonyl)-3-pyridinyl]-2,3-dihydrospiro[chromene-4,1'-cyclopropan]-2'-yl)carbonyl)amino]phenyl]butanoic acid

[0331] TLC: Rf 0.57 (dichloromethane:methanol = 9:1);

$^1\text{H-NMR}$ (DMSO- d_6): δ 1.58, 1.72, 1.92-2.01, 2.09-2.24, 2.60-2.70, 4.06-4.17, 4.30-4.40, 6.96, 7.33-7.45, 7.58, 7.88, 8.06, 8.41, 9.09, 9.90, 12.10.

Example 7-19 (Reference): 4-[4-cyano-2-(((2'R,4S)-6-(1H-pyrrolo[2,3-b]pyridin-5-yl)-2,3-dihydrospiro[chromene-4,1'-cyclopropan]-2'-yl)carbonyl)amino)phenyl]butanoic acid

[0332] TLC: Rf 0.55 (dichloromethane:methanol = 9:1);

$^1\text{H-NMR}$ (DMSO- d_6): δ 1.51-1.61, 1.65-1.80, 1.91, 2.09-2.24, 2.60-2.70, 4.09, 4.25-4.36, 6.47, 6.89, 7.18, 7.38-7.45, 7.45-7.50, 7.56, 7.88, 8.17, 8.47, 9.94, 11.65, 12.06.

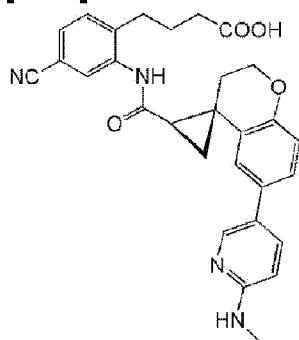
Example 7-20 (Reference): 4-[4-cyano-2-(((2'R,4S)-6-(4-methyl-3,4-dihydro-2H-pyrido[3,2-b][1,4]oxazin-7-yl)-2,3-dihydrospiro[chromene-4,1'-cyclopropan]-2'-yl)carbonyl)amino)phenyl]butanoic acid

[0333] TLC: Rf 0.65 (dichloromethane:methanol = 9:1);

$^1\text{H-NMR}$ (DMSO- d_6): δ 1.48-1.58, 1.65-1.79, 1.88, 2.06-2.14, 2.19, 2.59-2.70, 3.03, 3.40-3.47, 3.99-4.11, 4.19-4.33, 6.81, 7.03, 7.23, 7.29, 7.40, 7.56, 7.86, 7.95, 9.87, 12.08.

Example 7-21 (Reference): 4-[4-cyano-2-(((2'R,4S)-6-[6-(methylamino)-3-pyridinyl]-2,3-dihydrospiro[chromene-4,1'-cyclopropan]-2'-yl)carbonyl)amino]phenyl]butanoic acid

[0334]



[0335] TLC: Rf 0.53 (dichloromethane:methanol = 9:1);

$^1\text{H-NMR}$ (DMSO- d_6): δ 1.52-1.61, 1.72, 1.84-1.94, 2.06-2.23, 2.60-2.70, 2.94, 4.02-4.13, 4.25-4.36, 6.88, 6.99, 7.14, 7.34-7.43, 7.56, 7.86, 8.09-8.21, 9.91, 12.13, 13.60.

Example 7-22 (Reference): 4-[4-cyano-2-(((2'R,4S)-6-[3-(2-hydroxy-2-propanyl)phenyl]-2,3-dihydrospiro[chromene-4,1'-cyclopropan]-2'-yl)carbonyl)amino]phenyl]butanoic acid

[0336] TLC: Rf 0.56 (dichloromethane:methanol = 9:1); ¹H-NMR (DMSO-d₆): δ 1.46, 1.54-1.62, 1.72, 1.79-1.88, 2.07-2.24, 2.60-2.70, 4.02-4.15, 4.25-4.36, 5.05, 6.88, 7.09, 7.29-7.46, 7.57, 7.66, 7.87, 9.90, 12.09.

Example 7-23 (Reference): 4-[4-cyano-2-({(2'R,4S)-6-(2-oxo-1-azetidinyloxy)-2,3-dihydrospiro[chromene-4,1'-cyclopropan]-2'-yl}carbonyl)amino)phenyl]butanoic acid

[0337] TLC: Rf 0.47 (dichloromethane:methanol = 20:1);
¹H-NMR (DMSO-d₆): δ 1.54-1.79, 2.02-2.11, 2.19, 2.39-2.68, 3.01-3.05, 3.55-3.61, 3.95-4.03, 4.20-4.29, 6.77-6.81, 7.16, 7.41, 7.56, 7.85, 9.90, 12.10.

Example 7-24 (Reference): 4-[4-cyano-2-({(2'R,4S)-6-(2-oxo-1,3-oxazolidin-3-yl)-2,3-dihydrospiro[chromene-4,1'-cyclopropan]-2'-yl}carbonyl)amino)phenyl]butanoic acid

[0338] TLC: Rf 0.47 (dichloromethane:methanol = 20:1);
¹H-NMR (DMSO-d₆): δ 1.54-1.79, 2.05-2.24, 2.39-2.68, 3.96-4.06, 4.23-4.31, 4.36-4.45, 6.81, 7.01, 7.27, 7.41, 7.56, 7.86, 9.92, 12.10.

Example 7-25 (Reference): 4-{4-cyano-2-[(2'R,4S)-6-[(4R)-4-hydroxy-2-oxo-1-pyrrolidinyl]-2,3-dihydrospiro[chromene-4,1'-cyclopropan]-2'-yl]carbonyl}amino]phenyl]butanoic acid

[0339] TLC: Rf 0.40 (dichloromethane:methanol = 20:1);
¹H-NMR (DMSO-d₆): δ 1.53-1.80, 2.06-2.13, 2.19, 2.37-2.81, 3.47-3.55, 4.00-4.08, 4.20-4.39, 5.29-5.37, 6.78, 7.14, 7.25, 7.40, 7.55, 7.87, 9.91, 12.10.

Example 7-26 (Reference): 4-{4-cyano-2-[(2'R,4S)-6-[4-(methylsulfonyl)phenyl]-2,3-dihydrospiro[chromene-4,1'-cyclopropan]-2'-yl]carbonyl}amino]phenyl]butanoic acid

[0340] TLC: Rf 0.49 (dichloromethane:methanol = 9:1);
¹H-NMR (DMSO-d₆): δ 1.58, 1.72, 1.92, 2.08-2.24, 2.60-2.70, 3.23, 4.05-4.17, 4.27-4.39, 6.93, 7.25, 7.41, 7.50, 7.57, 7.84-7.99, 9.88, 12.09.

Example 7-27 (Reference): 4-[4-cyano-2-({(2'R,4S)-6-(4-cyanophenyl)-2,3-dihydrospiro[chromene-4,1'-cyclopropan]-2'-yl}carbonyl)amino)phenyl]butanoic acid

[0341] TLC: Rf 0.58 (dichloromethane:methanol = 9:1);

¹H-NMR (DMSO-d₆): δ 1.56, 1.72, 1.93, 2.08-2.24, 2.59-2.69, 4.04-4.16, 4.27-4.38, 6.92, 7.25, 7.40, 7.51, 7.56, 7.87, 9.86, 12.08.

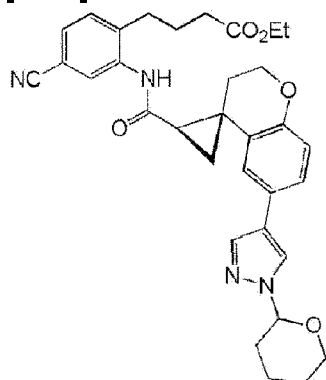
Example 7-28 (Reference): 4-[4-cyano-2-(((2'R,4S)-6-(1-methyl-1H-pyrazol-5-yl)-2,3-dihydrospiro[chromene-4,1'-cyclopropan]-2'-yl)carbonyl)amino)phenyl]butanoic acid

[0342] TLC: Rf 0.59 (chloroform:methanol = 9:1);

¹H-NMR (DMSO-d₆): δ 1.51-1.61, 1.64-1.88, 2.08-2.28, 2.39-2.46, 2.58-2.71, 3.82, 4.05-4.17, 4.27-4.39, 6.32, 6.90, 7.00, 7.25, 7.37-7.45, 7.55, 7.86, 9.89, 12.10.

Reference Example 16: Ethyl 4-{4-cyano-2-(((2'R,4S)-6-[1-(tetrahydro-2H-pyran-2-yl)-1H-pyrazol-4-yl]-2,3-dihydrospiro[chromene-4,1'-cyclopropan]-2'-yl)carbonyl)amino]phenyl}butanoate

[0343]

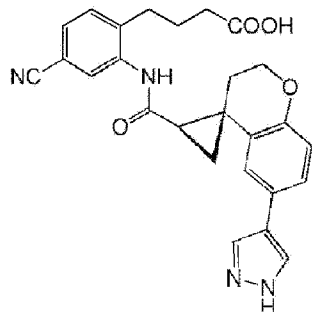


[0344] The title compound having the following physical property values was obtained by performing the same procedures as those of Reference Example 15 using a 1-(2-tetrahydropyranyl)-1H-pyrazole-4-boronic acid pinacol ester, instead of 4-fluorophenylboronic acid.

[0345] TLC: Rf 0.62 (hexane:ethyl acetate = 1:2);

¹H-NMR (CDCl₃): δ 0.86, 1.64-1.79, 1.82-1.90, 2.02-2.16, 2.21-2.29, 2.34-2.43, 2.52-2.72, 3.28-3.42, 3.45-3.60, 3.65-3.80, 4.03-4.16, 4.25-4.40, 5.35-5.45, 6.81, 6.90, 7.13-7.23, 7.28, 7.71, 7.76, 8.74, 9.36.

Example 8 (Reference): 4-[4-cyano-2-(((2'R,4S)-6-(1H-pyrazol-4-yl)-2,3-

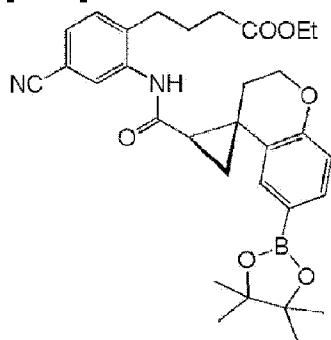
dihydrospiro[chromene-4,1'-cyclopropan]-2'-yl[carbonyl]amino)phenyl]butanoic acid**[0346]**

[0347] A hydrochloric acid-1,4-dioxane solution (4 mol/L, 0.1 mL) was added at room temperature to a 1-mL 1,4-dioxane solution of the compound (30 mg) produced in Reference Example 16. The reaction mixture was stirred at 60°C for 3 h. After concentrating the reaction mixture under reduced pressure, the same procedures as those of Example 1 were performed to obtain the title compound having the following physical property values.

[0348] TLC: Rf 0.40 (ethyl acetate:methanol = 20:1);

¹H-NMR (DMSO-d₆): δ 1.55, 1.64-1.79, 1.81-1.92, 2.04-2.27, 2.35-2.47, 2.52-2.74, 4.02, 4.27, 6.76, 7.09, 7.32, 7.40, 7.56, 7.85, 7.99, 9.89.

Reference Example 17: Ethyl 4-[4-cyano-2-((2'R,4S)-6-(4,4,5,5-tetramethyl-1,3,2-dioxaborolan-2-yl)-2,3-dihydrospiro[chromene-4,1'-cyclopropan]-2'-yl[carbonyl]amino)phenyl]butanoate

[0349]

[0350] While replacing the atmosphere with argon, potassium acetate (1.44 g), bis(pinacolato)diboron (2.43 g), and a [1,1'-bis(diphenylphosphino)ferrocene]palladium(II) dichloride dichloromethane complex (300 mg) were added to a 40-mL dimethyl sulfoxide

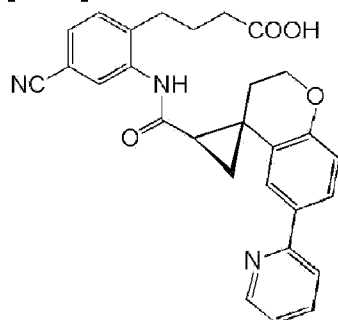
solution of the compound (4.00 g) produced in Reference Example 10, and the mixture was stirred at 90°C for 4 h. After diluting the reaction mixture with ethyl acetate, water was added, and the mixture was extracted with ethyl acetate. The resulting organic layer was washed with water and saturated brine, dried over anhydrous sodium sulfate and then concentrated under reduced pressure. The resulting residue was purified by silica gel column chromatography (Yamazen Autopurification Device) to obtain the title compound (3.54 g) having the following physical property values.

[0351] TLC: Rf 0.37 (hexane:ethyl acetate = 2:1);

¹H-NMR (CDCl₃): δ 1.01, 1.20-1.29, 1.31, 1.63-1.77, 1.84, 2.18-2.27, 2.33-2.42, 2.53-2.60, 3.20-3.34, 3.45-3.60, 4.00-4.10, 4.25-4.37, 6.78, 7.18, 7.28, 7.52, 8.68, 9.37.

Example 9 (Reference): 4-[4-cyano-2-(((2'R,4S)-6-(2-pyridinyl)-2,3-dihydrospiro[chromene-4,1'-cyclopropan]-2'-yl]carbonyl)amino)phenyl]butanoic acid

[0352]



[0353] While replacing the atmosphere with argon, 2-bromopyridine (36 μL), cesium carbonate (120 mg), and a [1,1'-bis(diphenylphosphino)ferrocene]palladium(II) dichloride dichloromethane complex (7.5 mg) were added to a solution of the compound (100 mg) produced in Reference Example 17 in 1,2-dimethoxyethane (0.3 mL) and water (0.3 mL), and the mixture was stirred at 95°C for 17 h. The reaction mixture was extracted with ethyl acetate, and the resulting organic layer was washed with water and saturated brine, dried over anhydrous sodium sulfate and then concentrated under reduced pressure. The resulting residue was purified by silica gel column chromatography (Yamazen Autopurification Device) to obtain ethyl 4-[4-cyano-2-(((2'R,4S)-6-(2-pyridinyl)-2,3-dihydrospiro[chromene-4,1'-cyclopropan]-2'-yl]carbonyl)amino)phenyl]butanoate, and the same procedures as those of Example 1 were performed using this compound to obtain the title compound having the following physical property values.

[0354] TLC: Rf 0.44 (dichloromethane:methanol = 9:1);

¹H-NMR (DMSO-d₆): δ 1.54-1.66, 1.68-1.88, 2.07-2.29, 2.54-2.76, 4.04-4.17, 4.26-4.38, 6.89, 7.23-7.33, 7.40, 7.52-7.64, 7.77-7.99, 8.61, 9.90, 12.10.

Example 10 (Reference)

[0355] The title compounds having the following physical property values were obtained by performing the same procedures as those of Example 9, except that the 2-bromopyridine was replaced with a corresponding halogen-containing heterocyclic ring.

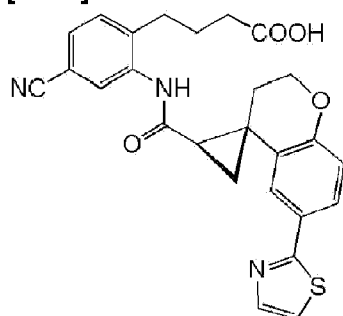
Example 10-1 (Reference): 4-[4-cyano-2-(((2'R,4S)-6-(2-pyrimidinyl)-2,3-dihydrospiro[chromene-4,1'-cyclopropan]-2'-yl]carbonyl)amino)phenyl]butanoic acid

[0356] TLC: Rf 0.45 (dichloromethane:methanol = 9:1);

¹H-NMR (DMSO-d₆): δ 1.54-1.83, 2.07-2.28, 2.35-2.77, 4.05-4.22, 4.26-4.42, 6.93, 7.29-7.45, 7.56, 7.88, 7.94, 8.15, 8.84, 9.93, 12.10.

Example 10-2 (Reference): 4-[4-cyano-2-(((2'R,4S)-6-(1,3-thiazol-2-yl)-2,3-dihydrospiro[chromene-4,1'-cyclopropan]-2'-yl]carbonyl)amino)phenyl]butanoic acid

[0357]

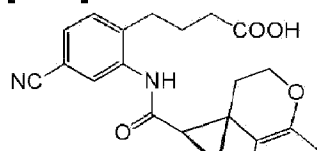


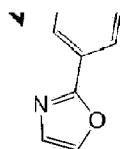
[0358] TLC: Rf 0.81 (ethyl acetate:methanol = 20:1);

¹H-NMR (CDCl₃): δ 1.19-1.32, 1.34-1.85, 2.10-2.25, 2.40-2.79, 3.61, 4.35, 4.48-4.62, 6.88, 7.15-7.30, 7.35, 7.38-7.47, 7.68-7.77, 7.85, 8.88, 10.00.

Example 10-3 (Reference): 4-[4-cyano-2-(((2'R,4S)-6-(1,3-oxazol-2-yl)-2,3-dihydrospiro[chromene-4,1'-cyclopropan]-2'-yl]carbonyl)amino)phenyl]butanoic acid

[0359]



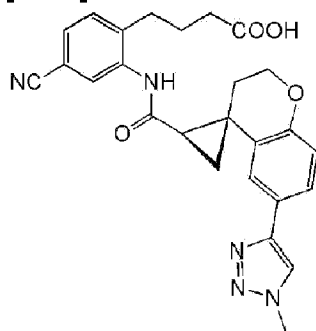


[0360] TLC: Rf 0.81 (ethyl acetate:methanol = 20:1);

¹H-NMR (CDCl₃): δ 1.18-1.29, 1.53, 1.68-1.86, 2.09-2.33, 2.43-2.87, 3.60, 4.39, 4.52-4.64, 6.90, 7.15, 7.17, 7.28, 7.67, 7.72, 8.05, 8.92, 9.95.

Example 10-4 (Reference): 4-[4-cyano-2-({[(2'R,4S)-6-(1-methyl-1H-1,2,3-triazol-4-yl)-2,3-dihydrospiro[chromene-4,1'-cyclopropan]-2'-yl]carbonyl}amino)phenyl]butanoic acid

[0361]

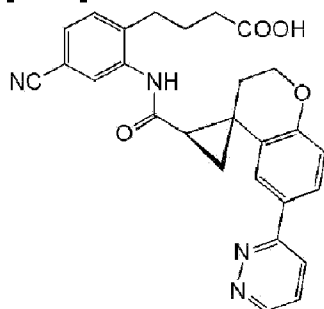


[0362] TLC: Rf 0.58 (ethyl acetate:methanol = 20:1);

¹H-NMR (CDCl₃): δ 1.21-1.32, 1.56, 1.69-1.86, 2.14-2.31, 2.44-2.88, 3.64, 4.15-4.20, 4.34, 4.53, 6.86, 7.13-7.31, 7.63, 7.68, 7.79, 8.92, 10.01.

Example 10-5 (Reference): 4-[4-cyano-2-({[(2'R,4S)-6-(3-pyridazinyl)-2,3-dihydrospiro[chromene-4,1'-cyclopropan]-2'-yl]carbonyl}amino)phenyl]butanoic acid

[0363]



[0364] TLC: Rf 0.40 (dichloromethane:methanol = 9:1);

¹H-NMR (CDCl₃): δ 1.17-1.31, 1.61, 1.66-1.90, 2.11-2.32, 2.36-2.82, 3.48-3.71, 4.35, 4.54, 6.98, 7.21, 7.28, 7.36, 7.66, 7.83, 7.80-7.83, 8.87, 9.15, 10.07.

Example 10-6 (Reference): 4-[4-cyano-2-(((2'R,4S)-6-(2-pyrazinyl)-2,3-dihydrospiro[chromene-4,1'-cyclopropan]-2'-yl)carbonyl)amino)phenyl]butanoic acid

[0365] TLC: Rf 0.40 (dichloromethane:methanol = 9:1);

¹H-NMR (CDCl₃): δ 1.25, 1.61, 1.68-1.88, 2.08-2.29, 2.40-2.87, 3.49, 4.25-4.41, 4.52, 6.97, 7.21, 7.29, 7.46, 7.61, 8.45, 8.62, 8.85, 8.97, 9.93.

Example 10-7 (Reference): 4-[4-cyano-2-(((2'R,4S)-6-[5-(methylsulfonyl)-2-pyridinyl]-2,3-dihydrospiro[chromene-4,1'-cyclopropan]-2'-yl)carbonyl)amino]phenyl]butanoic acid

[0366] TLC: Rf 0.48 (dichloromethane:methanol = 9:1);

¹H-NMR (DMSO-d₆): δ 1.61, 1.73, 1.80-1.92, 2.07-2.28, 2.38-2.75, 3.34, 4.06-4.20, 4.26-4.44, 6.96, 7.41, 7.57, 7.71, 7.88, 7.97, 8.18-8.36, 9.06, 9.91, 12.08.

Example 10-8 (Reference): 4-[4-cyano-2-(((2'R,4S)-6-[5-(hydroxymethyl)-2-pyridinyl]-2,3-dihydrospiro[chromene-4,1'-cyclopropan]-2'-yl)carbonyl)amino]phenyl]butanoic acid

[0367] TLC: Rf 0.42 (dichloromethane:methanol = 9:1);

¹H-NMR (DMSO-d₆): δ 1.51-1.62, 1.63-1.87, 2.07-2.30, 2.53-2.75, 4.03-4.19, 4.25-4.39, 4.54, 5.29, 6.88, 7.40, 7.52-7.64, 7.70-7.94, 8.53, 9.92, 12.07.

Example 10-9 (Reference): 4-[4-cyano-2-(((2'R,4S)-6-(5-fluoro-2-pyridinyl)-2,3-dihydrospiro[chromene-4,1'-cyclopropan]-2'-yl)carbonyl)amino)phenyl]butanoic acid

[0368] TLC: Rf 0.64 (dichloromethane:methanol = 9:1);

¹H-NMR (DMSO-d₆): δ 1.53-1.64, 1.65-1.88, 2.06-2.32, 2.40-2.80, 4.00-4.19, 4.24-4.40, 6.89, 7.40, 7.51-7.65, 7.71-7.84, 7.88, 8.00-8.05, 8.60, 9.92, 12.08.

Example 10-10 (Reference): 4-[4-cyano-2-(((2'R,4S)-6-(6-methoxy-2-pyridinyl)-2,3-dihydrospiro[chromene-4,1'-cyclopropan]-2'-yl)carbonyl)amino)phenyl]butanoic acid

[0369] TLC: Rf 0.50 (dichloromethane:methanol = 9:1);

¹H-NMR (DMSO-d₆): δ 1.53-1.64, 1.66-1.79, 1.79-1.91, 2.03-2.30, 2.40-2.79, 3.94, 4.02-4.16, 4.26-4.40, 6.70, 6.89, 7.40, 7.48-7.62, 7.73, 7.80-7.89, 9.89, 12.07.

Example 10-11 (Reference): 4-[4-cyano-2-({(2'R,4S)-6-(5-methoxy-2-pyridinyl)-2,3-dihydrospiro[chromene-4,1'-cyclopropan]-2'-yl}carbonyl)amino)phenyl]butanoic acid

[0370] TLC: Rf 0.70 (dichloromethane:methanol = 9:1);

¹H-NMR (CDCl₃): δ 1.16-1.30, 1.57, 1.70-1.83, 2.04-2.27, 2.52, 2.59-2.73, 2.74-2.92, 3.54, 3.92, 4.30, 4.48, 6.89, 7.19, 7.24-7.31, 7.38, 7.49, 7.52, 8.18, 8.83, 10.06.

Example 10-12 (Reference): 4-[4-cyano-2-({(2'R,4S)-6-(5-methyl-1,2,4-oxadiazol-3-yl)-2,3-dihydrospiro[chromene-4,1'-cyclopropan]-2'-yl}carbonyl)amino)phenyl]butanoic acid

[0371] TLC: Rf 0.69 (ethyl acetate:methanol = 9:1);

¹H-NMR (CDCl₃): δ 1.19-1.31, 1.56, 1.70-1.88, 2.12-2.32, 2.42-2.84, 3.54, 4.37, 4.56, 6.92, 7.16-7.31, 7.71-7.82, 8.91, 9.84.

Example 11 (Reference): 4-(4-cyano-2-({(2'R,4S)-2,3-dihydrospiro[1-benzopyran-4,1'-cyclopropane]-2'-carbonyl}amino)phenyl) butanoic acid

[0372] The title compound having the following physical property values was obtained by performing the same procedures as those of Reference Example 10 → Example 1 using the compound produced in Reference Example 9 and the compound produced in Reference Example 3.

[0373] TLC: Rf 0.62 (chloroform:methanol = 9:1);

¹H-NMR (CD₃OD): δ 1.66, 1.77-1.91, 2.08-2.28, 2.34, 2.48, 2.71, 4.16, 4.28, 6.74, 6.82-6.91, 7.06, 7.42, 7.48, 7.91.

Reference Example 18: (2'R,4S)-2'-{[2-(4-ethoxy-4-oxobutyl)-5-fluorophenyl]carbonyl}-2,3-dihydrospiro[1-benzopyran-4,1'-cyclopropane]-6-carboxylic acid

[0374] The title compound having the following physical property values was obtained by

performing the same procedures as those of Reference Example 7 → Reference Example 9 → Reference Example 10 → Example 1, except that 5-fluoro-2-iodonitrobenzene was used instead of 3-nitro-4-bromobenzaldehyde.

¹H-NMR (DMSO-d₆): δ 1.12, 1.52-1.77, 2.12, 2.26, 2.51-2.62, 3.87-4.02, 4.12, 4.34, 6.86, 6.92, 7.20, 7.41, 7.47, 7.68, 9.68, 12.68.

Example 12

[0375] The title compounds having the following physical property values were obtained by performing the same procedures as those of Reference Example 12 → Example 1 using the compound produced in Reference Example 18 instead of the compound produced in Reference Example 11, using methylamine hydrochloride or a corresponding amine compound.

Example 12-1 (Reference): 4-[4-fluoro-2-((2'R,4S)-6-(methylcarbamoyl)-2,3-dihydrospiro[chromene-4,1'-cyclopropan]-2'-yl)carbonyl]amino]phenyl]butanoic acid

[0376] TLC: R_f 0.69 (ethyl acetate:methanol = 19:1);

¹H-NMR (CD₃OD): δ 1.62-1.87, 2.12-2.28, 2.32, 2.56-2.78, 2.90, 4.23, 4.34, 6.76-6.89, 7.20, 7.38-7.51, 7.54.

Example 12-2: 4-[4-fluoro-2-(((2'R,4S)-6-[(2-methoxyethyl)carbamoyl]-2,3-dihydrospiro[chromene-4,1'-cyclopropan]-2'-yl)carbonyl)amino]phenyl]butanoic acid

[0377] TLC: R_f 0.67 (ethyl acetate:methanol = 19:1);

¹H-NMR (DMSO-d₆): δ 1.51-1.79, 2.06-2.22, 2.41-2.61, 3.25, 3.36-3.46, 4.07, 4.31, 6.83, 6.95, 7.19, 7.33, 7.43, 7.63, 8.42, 9.74, 12.06.

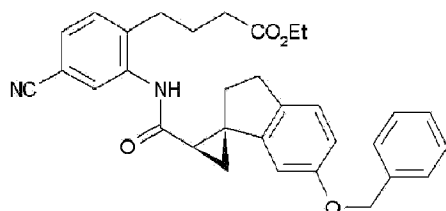
Example 12-3 (Reference): 4-[4-fluoro-2-(((2'R,4S)-6-[(1-methyl-1H-pyrazol-4-yl)carbamoyl]-2,3-dihydrospiro[chromene-4,1'-cyclopropan]-2'-yl)carbonyl)amino]phenyl]butanoic acid

[0378] TLC: R_f 0.64 (ethyl acetate:methanol = 9:1);

¹H-NMR (CD₃OD): δ 1.66-1.86, 2.12-2.37, 2.57-2.70, 3.88, 4.25, 4.37, 6.81-6.92, 7.21, 7.45, 7.58, 7.63, 7.68, 8.00.

Reference Example 19: Ethyl 4-(2-[(1R,2R)-6'-(benzyloxy)-2',3'-dihydrospiro[cyclopropane-1,1'-indene]-2-carbonyl]amino)-4-cyanophenyl]butanoate

[0379] The title compound having the following physical property values was obtained by performing the same procedures as those of Reference Example 1 → Reference Example 2 → Reference Example 3 → Reference Example 10, using 6-(benzyloxy)-2,3-dihydro-1H-inden-1-one instead of 4-chromanone.



[0380] $^1\text{H-NMR}$ (CDCl_3): δ 1.25, 1.38-1.45, 1.68-1.81, 1.82-1.87, 2.32-2.46, 2.57-2.67, 2.86-3.08, 3.82-3.92, 3.97-4.07, 5.00, 6.46, 6.77, 7.12, 7.17, 7.25-7.31, 7.32-7.43, 8.78, 9.15.

Example 13 (Reference): 4-[2-({[(1R,2R)-6'-(benzyloxy)-2',3'-dihydrospiro[cyclopropane-1,1'-inden]-2-yl]carbonyl}amino)-4-cyanophenyl]butanoic acid

[0381] The title compound having the following physical property values was obtained by performing the same procedures as those of Example 1 using the compound produced in Reference Example 19, instead of the compound produced in Reference Example 12.

[0382] TLC: Rf 0.53 (dichloromethane:methanol = 10:1);

$^1\text{H-NMR}$ (CDCl_3): δ 1.36-1.43, 1.66-1.77, 1.79-1.85, 2.31, 2.42-2.73, 2.84-3.09, 5.05, 6.49, 6.81, 7.13-7.21, 7.24-7.30, 7.32-7.47, 8.72, 8.92.

Example 14 (Reference): 4-[4-cyano-2-({[(1R,2R)-6'-hydroxy-2',3'-dihydrospiro[cyclopropane-1,1'-inden]-2-yl]carbonyl}amino)phenyl]butanoic acid

[0383] 10% Palladium/carbon (12 mg) was added to a solution of the compound (40 mg) produced in Example 13 in ethyl acetate (3 mL) and 1,4-dioxane (1 mL). After replacing the atmosphere with hydrogen, the mixture was stirred at room temperature for 9 h. The reaction mixture was filtered using Celite, and the filtrate was concentrated under reduced pressure. The resulting residue was purified by silica gel column chromatography to obtain the title compound (32 mg) having the following physical property values.

[0384] TLC: Rf 0.40 (dichloromethane:methanol = 10:1);

$^1\text{H-NMR}$ (CDCl_3): δ 1.36-1.43, 1.65-1.85, 2.32, 2.47-2.55, 2.58-2.76, 2.83-3.08, 6.37, 6.62,

7.06, 7.22, 7.25-7.37, 8.74, 8.92.

Reference Example 20 : Ethyl 4-(4-cyano-2-((1R,2R)-6'-hydroxy-2',3'-dihydrospiro[cyclopropane-1,1'-indene]-2-carbonyl)amino)phenyl)butanoate

[0385] The title compound having the following physical property values was obtained by performing the same procedures as those of Example 14 using the compound produced in Reference Example 19, instead of the compound produced in Example 13.

¹H-NMR (CDCl₃): δ 1.24, 1.38-1.43, 1.70-1.87, 2.31-2.49, 2.58-2.67, 2.85-3.07, 3.89-4.01, 4.04-4.16, 4.49, 6.31, 6.58, 7.04, 7.17, 7.26-7.31, 8.78, 9.18.

Reference Example 21: Ethyl 4-[4-cyano-2-((1R,2R)-6'-[(1-methyl-1H-pyrazol-4-yl)methoxy]-2',3'-dihydrospiro[cyclopropane-1,1'-indene]-2-carbonyl)amino)phenyl]butanoate

[0386] Under a stream of nitrogen, cyanomethylenetriethylphosphorane (0.06 mL) was dropped into a 0.2-mL toluene solution of the compound (30 mg) produced in Reference Example 20 and (1-methylpyrazol-4-yl)methanol (9.6 mg), and the mixture was stirred overnight at 100°C. The reaction mixture was concentrated under reduced pressure. The resulting residue was purified by silica gel column chromatography to obtain the title compound (7 mg) having the following physical property values.

¹H-NMR (CDCl₃): δ 1.26, 1.39-1.42, 1.68-1.85, 2.28-2.51, 2.55-2.65, 2.83-3.05, 3.87-4.01, 4.04-4.18, 4.89, 6.40, 6.72-6.79, 7.06-7.38, 7.41, 7.51, 8.77, 9.13.

Example 15 (Reference): 4-[4-cyano-2-((1R,2R)-6'-[(1-methyl-1H-pyrazol-4-yl)methoxy]-2',3'-dihydrospiro[cyclopropane-1,1'-inden]-2-yl)carbonyl)amino)phenyl]butanoic acid

[0387] The title compound having the following physical property values was obtained by performing the same procedures as those of Example 1 using the compound produced in Reference Example 21, instead of the compound produced in Reference Example 12.

[0388] TLC: R_f 0.26 (dichloromethane:methanol = 20:1); ¹H-NMR (DMSO-d₆): δ 1.45-1.57, 1.66-1.79, 2.13-2.25, 2.26-2.75, 2.84-2.92, 3.81, 4.90, 6.51, 6.77, 7.09, 7.39, 7.47, 7.55, 7.77, 7.96.

Reference Example 22: Ethyl 4-[4-cyano-2-((1R,2R)-6'-[2-(methylamino)-2-oxoethoxy]-2',3'-dihydrospiro[cyclopropane-1,1'-indene]-2-carbonyl)amino)phenyl]butanoate

[0389] Potassium carbonate (33 mg) and tetrabutylammonium iodide (4.4 mg) and subsequently 2-chloro-N-methylacetamide (25.7 mg) were added at room temperature to a 0.5-mL DMF solution of the compound (50 mg) produced in Reference Example 20. The reaction mixture was stirred overnight at 50°C. The reaction mixture was diluted with ethyl acetate and, after adding a saturated ammonium chloride aqueous solution and water, extracted with ethyl acetate. The resulting organic layer was washed with water and 20% brine, dried over anhydrous sodium sulfate and then concentrated under reduced pressure. The resulting residue was purified by silica gel column chromatography (Yamazen Autopurification Device) to obtain the title compound (51 mg) having the following physical property values.

[0390] TLC: Rf 0.26 (hexane:ethyl acetate = 4:1); ¹H-NMR (CDCl₃): δ 1.19, 1.39-1.44, 1.68-1.84, 1.86-1.89, 2.27-2.70, 2.84-3.08, 3.79-3.93, 3.95-4.06, 4.07, 4.44, 6.38, 6.55, 6.70, 7.13-7.20, 7.26-7.30, 8.75, 9.07.

Example 16 (Reference): 4-{4-cyano-2-[(1R,2R)-6'-[2-(methylamino)-2-oxoethoxy]-2',3'-dihydrospiro[cyclopropane-1,1'-inden]-2-yl]carbonyl}amino]phenyl}butanoic acid

[0391] The title compound having the following physical property values was obtained by performing the same procedures as those of Example 1 using the compound produced in Reference Example 22, instead of the compound produced in Reference Example 12.

[0392] TLC: Rf 0.59 (ethyl acetate:methanol = 9:1); ¹H-NMR (DMSO-d₆): δ 1.44-1.51, 1.56, 2.07-2.34, 2.66, 2.87, 6.54, 6.76, 7.12, 7.41, 7.56, 7.92, 8.01, 9.75, 12.12.

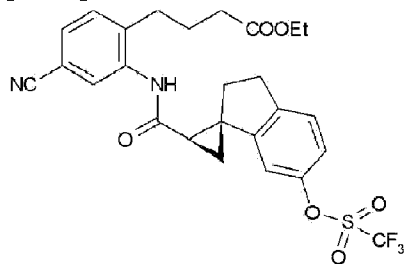
Example 17 (Reference): 4-{4-cyano-2-[(1R,2R)-6'-[2-(dimethylamino)-2-oxoethoxy]-2',3'-dihydrospiro[cyclopropane-1,1'-inden]-2-yl]carbonyl}amino]phenyl}butanoic acid

[0393] The title compound having the following physical property values was obtained by performing the same procedures as those of Reference Example 22 → Example 1, using 2-chloro-N,N-dimethylacetamide instead of 2-chloro-N-methylacetamide.

[0394] TLC: Rf 0.54 (ethyl acetate:methanol = 9:1); ¹H-NMR (DMSO-d₆): δ 1.47-1.58, 1.71, 2.08-2.32, 2.33-2.70, 2.82-2.91, 3.00, 4.74, 6.49, 6.70, 7.10, 7.41, 7.57, 7.91, 9.79, 12.16.

Reference Example 23: Ethyl 4-[4-cyano-2-[(1R,2R)-6'-[(trifluoromethanesulfonyl)oxy]-2',3'-dihydrospiro[cyclopropane-1,1'-indene]-2-carbonyl]amino]phenyl]butanoate

[0395]

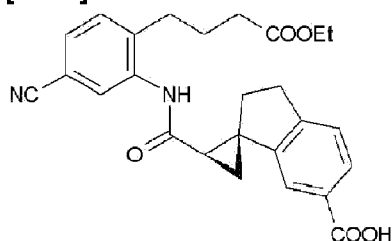


[0396] In a nitrogen atmosphere, triethylamine (0.1 mL) and 1,1,1-trifluoro-N-phenyl-N-(trifluoromethylsulfonyl)methanesulfonamide (128 mg) were added to a 2-mL dichloromethane solution of the compound (100 mg) produced in Reference Example 20, and the mixture was stirred at room temperature for 3 h. The mixture was further stirred at room temperature for 2 h after adding 1,1,1-trifluoro-N-phenyl-N-(trifluoromethylsulfonyl)methanesulfonamide (128 mg) to the reaction liquid. The reaction liquid was purified by silica gel column chromatography to obtain the title compound (130 mg) having the following physical property values.

$^1\text{H-NMR}$ (CDCl_3): δ 1.22-1.29, 1.39-1.44, 1.70-1.83, 1.86-1.91, 2.34-2.51, 2.60-2.67, 2.95-3.14, 3.90-4.02, 4.05-4.16, 6.67, 7.03, 7.19, 7.21-7.31, 8.78, 9.19.

Reference Example 24: (1R,2R)-2-([5-cyano-2-(4-ethoxy-4-oxobutyl)phenyl]carbonyl)-2',3'-dihydrospiro[cyclopropane-1,1'-indene]-6'-carboxylic acid

[0397]



[0398] The compound (120 mg) produced in Reference Example 23 was dissolved in DMSO (3 mL) and ultrasonically deaerated under reduced pressure. 1,3-Bis(diphenylphosphino)propane (dppp; 18 mg), palladium(II) acetate (10 mg), lithium chloride (92 mg), sodium formate (148 mg), diisopropylethylamine (0.34 mL), and an acetic anhydride (0.19 mL) were added to the reaction liquid. The mixture was stirred at 90°C for 4 h while replacing the atmosphere with carbon monoxide. After adding a 0.1 N hydrochloric acid aqueous solution, the reaction mixture was extracted with ethyl acetate, and the resulting organic layer was dried over anhydrous sodium sulfate and then concentrated under reduced

pressure. The resulting residue was purified by silica gel column chromatography to obtain the title compound (40 mg) having the following physical property values.

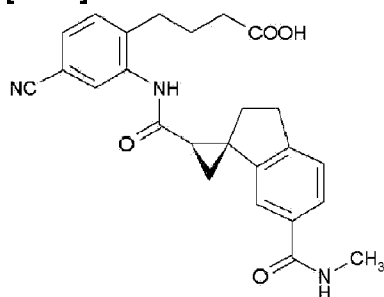
$^1\text{H-NMR}$ (CDCl_3): δ 1.18, 1.44-1.51, 1.64-1.79, 1.85-1.90, 2.35-2.48, 2.57-2.78, 2.99-3.17, 3.84-3.91, 4.03-4.11, 7.18, 7.24-7.36, 7.52, 7.89, 8.81, 9.29.

Example 18 (Reference)

[0399] The title compounds having the following physical property values were obtained by performing the same procedures as those of Reference Example 12 \rightarrow Example 1 using the compound produced in Reference Example 24 instead of the compound produced in Reference Example 11, using methylamine hydrochloride or a corresponding amine compound.

Example 18-1 (Reference): 4-[4-cyano-2-([(1R,2R)-6'-(methylcarbamoyl)-2',3'-dihydrospiro[cyclopropane-1,1'-inden]-2-yl]carbonyl)amino]phenyl]butanoic acid

[0400]

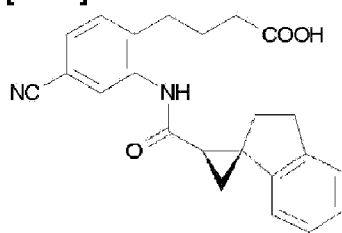


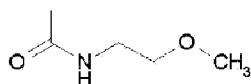
[0401] TLC: Rf 0.29 (dichloromethane:methanol = 20:1);

$^1\text{H-NMR}$ (CDCl_3): δ 1.26-1.31, 1.66-1.78, 1.82-1.87, 2.23-2.30, 2.34-2.48, 2.52-2.71, 2.91-3.03, 3.04, 3.13-3.27, 6.21-6.29, 7.17, 7.19-7.35, 7.70, 8.82, 9.56.

Example 18-2 (Reference): 4-[4-cyano-2-([(1R,2R)-6'-[(2-methoxyethyl)carbamoyl]-2',3'-dihydrospiro[cyclopropane-1,1'-inden]-2-yl]carbonyl)amino]phenyl]butanoic acid

[0402]



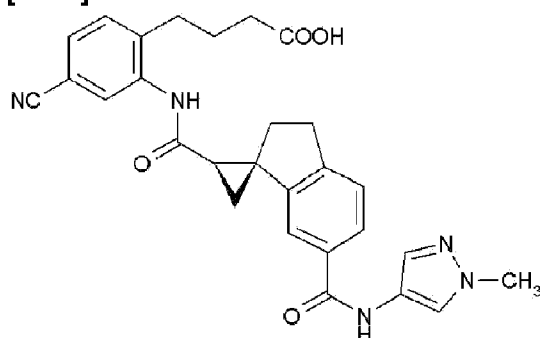


[0403] TLC: Rf 0.50 (dichloromethane:methanol = 20:1);

¹H-NMR (CDCl₃): δ 1.25-1.31, 1.65-1.77, 1.81-1.86, 2.23-2.30, 2.35-2.47, 2.51-2.71, 2.91-3.03, 3.13-3.27, 3.41, 3.54-3.78, 6.62-6.67, 7.17, 7.19-7.30, 7.34, 7.66, 8.82, 9.51.

Example 18-3 (Reference): 4-{4-cyano-2-[(1R,2R)-6'-[(1-methyl-1H-pyrazol-4-yl)carbamoyl]-2',3'-dihydrospiro[cyclopropane-1,1'-inden]-2-yl]carbonyl}amino]phenyl}butanoic acid

[0404]



[0405] TLC: Rf 0.28 (dichloromethane:methanol = 20:1);

¹H-NMR (CDCl₃): δ 1.26-1.34, 1.68-1.78, 1.81-1.88, 2.25-2.31, 2.43-2.72, 2.95-3.06, 3.17-3.23, 3.92, 7.16-7.33, 7.42, 7.52, 7.75, 7.86, 7.99, 8.83, 9.54.

Example 19 (Reference): 4-[4-cyano-2-[(1R,2R)-6'-(3-pyridinyl)-2',3'-dihydrospiro[cyclopropane-1,1'-inden]-2-yl]carbonyl}amino]phenyl]butanoic acid

[0406] The title compound having the following physical property values was obtained by performing the same procedures as those of Reference Example 15 → Example 1 using the compound produced in Reference Example 23, using pyridine-3-boronic acid instead of 4-fluorophenylboronic acid.

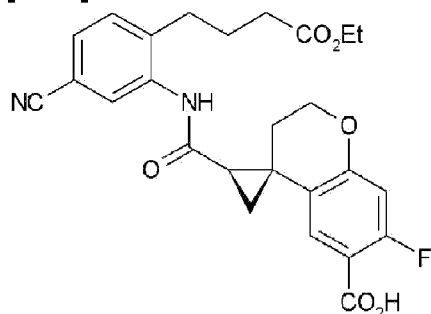
[0407] TLC: Rf 0.30 (dichloromethane:methanol = 20:1);

¹H-NMR (CD₃OD): δ 1.58-1.66, 1.75-1.90, 2.25-2.45, 2.47-2.55, 2.68-2.79, 3.07-3.16, 7.15, 7.34-7.56, 7.98, 8.10, 8.52, 8.78.

Reference Example 25: (2'R,4S)-2'-[5-cyano-2-(4-ethoxy-4-oxobutyl)phenyl]carbamoyl]-7-fluoro-2,3-dihydrospiro[1-benzopyran-4,1'-

cyclopropane]-6-carboxylic acid

[0408]



[0409] The title compound having the following physical property values was obtained by performing the same procedures as those of Reference Example 1 → Reference Example 2 → Reference Example 3 → Reference Example 4 → Reference Example 5 → Reference Example 6 → Reference Example 10 → Reference Example 11, using 7-fluorochroman-4-one instead of 4-chromanone.

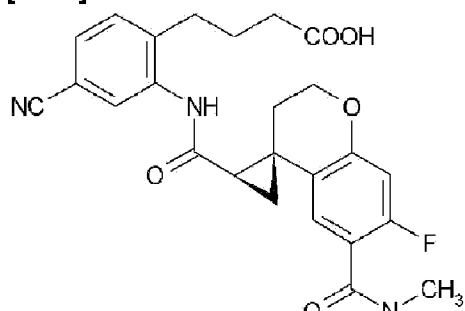
¹H-NMR (CDCl₃): δ 1.13, 1.66-1.78, 1.84-1.90, 2.25-2.35, 2.42-2.47, 2.58-2.67, 3.60-3.73, 3.78-3.90, 4.10-4.22, 4.35-4.44, 6.60, 7.19, 7.26-7.33, 7.50, 8.71, 9.37.

Example 20 (Reference)

[0410] The title compounds having the following physical property values were obtained by performing the same procedures as those of Reference Example 12 → Example 1 using the compound produced in Reference Example 25 instead of the compound produced in Reference Example 11, using methylamine hydrochloride or a corresponding amine compound.

Example 20-1 (Reference): 4-[4-cyano-2-(((2'R,4S)-7-fluoro-6-(methylcarbamoyl)-2,3-dihydrospiro[chromene-4,1'-cyclopropan]-2'-yl)carbonyl)amino]phenyl]butanoic acid

[0411]



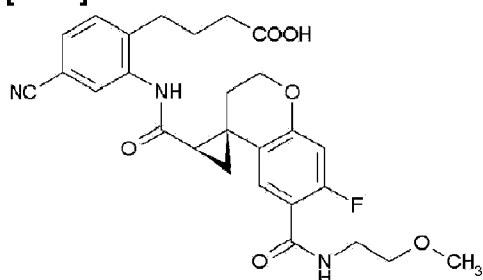


[0412] TLC: Rf 0.74 (dichloromethane:methanol = 10:1);

$^1\text{H-NMR}$ (CDCl_3): δ 1.18-1.29, 1.50-1.62, 1.70-1.80, 2.05-2.15, 2.20-2.27, 2.44-2.76, 3.03, 3.54-3.60, 4.31-4.40, 4.54-4.59, 6.57, 6.82-6.95, 7.20, 7.24-7.33, 8.06, 8.88, 9.94.

Example 20-2 (Reference): 4-[4-cyano-2-(((2'R,4S)-7-fluoro-6-[(2-methoxyethyl)carbamoyl]-2,3-dihydrospiro[chromene-4,1'-cyclopropan]-2'-yl]carbonyl)amino)phenyl]butanoic acid

[0413]



[0414] TLC: Rf 0.49 (dichloromethane:methanol = 10:1);

$^1\text{H-NMR}$ (CDCl_3): δ 1.19-1.26, 1.58-1.64, 1.68-1.84, 2.05-2.29, 2.45-2.77, 3.39, 3.53-3.64, 3.65-3.72, 4.31-4.43, 4.54-4.62, 6.57, 7.17-7.34, 8.05, 8.88, 9.93.

Example 20-3 (Reference): 4-[4-cyano-2-(((2'R,4S)-6-(ethylcarbamoyl)-7-fluoro-2,3-dihydrospiro[chromene-4,1'-cyclopropan]-2'-yl]carbonyl)amino)phenyl]butanoic acid

[0415] TLC: Rf 0.62 (hexane:ethyl acetate = 1:3);

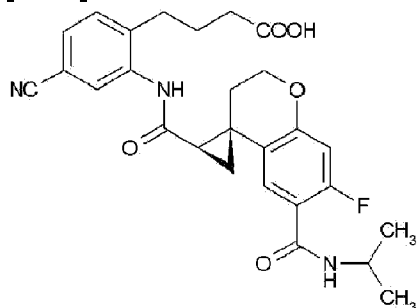
$^1\text{H-NMR}$ (DMSO-d_6): δ 1.09, 1.55, 1.65-1.78, 2.02-2.28, 2.47, 2.60-2.71, 3.17-3.33, 4.12, 4.33, 6.73, 7.19, 7.41, 7.56, 7.88, 8.07, 9.89, 12.11.

Example 20-4 (Reference): 4-[4-cyano-2-(((2'R,4S)-7-fluoro-6-(propylcarbamoyl)-2,3-dihydrospiro[chromene-4,1'-cyclopropan]-2'-yl]carbonyl)amino)phenyl]butanoic acid

[0416] TLC: Rf 0.56 (hexane:ethyl acetate = 1:2);

$^1\text{H-NMR}$ (DMSO-d_6): δ 0.87, 1.42-1.58, 1.62-1.78, 2.04-2.23, 2.42, 2.60-2.69, 3.11-3.23, 4.12, 4.31, 6.73, 7.18, 7.41, 7.56, 7.88, 8.06, 9.90, 12.11.

Example 20-5 (Reference): 4-[4-cyano-2-(((2'R,4S)-7-fluoro-6-(isopropylcarbamoyl)-2,3-

dihydrospiro[chromene-4,1'-cyclopropan]-2'-yl]carbonyl]amino)phenyl]butanoic acid**[0417]****[0418]** TLC: Rf 0.68 (hexane:ethyl acetate = 1:3);¹H-NMR (DMSO-d₆): δ 1.13, 1.53, 1.63-1.79, 2.02-2.24, 2.46, 2.61-2.69, 3.96-4.18, 4.33, 6.72, 7.14, 7.41, 7.56, 7.80-7.92, 9.89, 12.11.**Example 21 (Reference): 4-[4-cyano-2-((2'R,4S)-6-fluoro-2,3-dihydrospiro[chromene-4,1'-cyclopropan]-2'-yl]carbonyl]amino)phenyl]butanoic acid****[0419]** The title compound having the following physical property values was obtained by performing the same procedures as those of Reference Example 1 → Reference Example 2 → Reference Example 3 → Reference Example 10 → Example 1 using 6-fluoro-4-chromanone instead of 4-chromanone.**[0420]** TLC: Rf 0.38 (dichloromethane:methanol = 10:1);¹H-NMR (CDCl₃): δ 1.46-1.80, 2.18-2.24, 2.48-2.75, 4.09-4.32, 6.55, 6.75-6.87, 7.21, 7.25-7.34, 8.66, 9.00.**Reference Example 26: Ethyl 4-(2-((2'R,4S)-6-benzoyl-2,3-dihydrospiro[1-benzopyran-4,1'-cyclopropane]-2'-carbonyl]amino)-4-cyanophenyl)butanoate****[0421]** Phenylboronic acid (10 mg), potassium carbonate (22 mg), and a [1,1'-bis(diphenylphosphino)ferrocene]palladium(II) dichloride dichloromethane complex (9 mg) were added to a 1-mL anisole solution of the compound (30 mg) produced in Reference Example 10, and the mixture was stirred at 80°C for 3 h in a carbon monoxide atmosphere. A saturated sodium bicarbonate aqueous solution was poured into the reaction mixture, and the mixture was extracted with ethyl acetate. The resulting organic layer was washed with saturated brine, dried over anhydrous magnesium sulfate and then concentrated under

reduced pressure. The resulting residue was purified by silica gel column chromatography (Yamazen Autopurification Device) to obtain the title compound (18 mg) having the following physical property values.

[0422] TLC: Rf 0.38 (hexane:ethyl acetate = 1:1);

¹H-NMR (CDCl₃): δ 0.99, 1.61-1.80, 1.87, 2.27-2.36, 2.37-2.44, 2.61, 2.71, 3.43-3.56, 3.66, 3.81, 4.11-4.23, 4.32-4.42, 6.86, 7.19, 7.27, 7.42-7.62, 7.73, 8.73, 9.38.

Example 22 (Reference): 4-[2-(((2'R,4S)-6-benzoyl-2,3-dihydrospiro[chromene-4,1'-cyclopropan]-2'-yl]carbonyl)amino)-4-cyanophenyl]butanoic acid

[0423] The title compound having the following physical property values was obtained by performing the same procedures as those of Example 1 using the compound produced in Reference Example 26, instead of the compound produced in Reference Example 12.

[0424] TLC: Rf 0.42 (dichloromethane:methanol = 9:1);

¹H-NMR (DMSO-d₆): δ 1.53-1.64, 1.64-1.78, 2.10-2.30, 2.41-2.75, 3.20-3.49, 4.10-4.23, 4.33-4.45, 6.94, 7.36-7.45, 7.46-7.59, 7.60-7.73, 7.87, 9.89, 12.09.

Example 23 (Reference)

[0425] The title compounds having the following physical property values were obtained by performing the same procedures as those of Reference Example 26 → Example 1, except that the phenylboronic acid was replaced with a corresponding boronic acid.

Example 23-1 (Reference): 4-[4-cyano-2-(((2'R,4S)-6-(cyclopropylcarbonyl)-2,3-dihydrospiro[chromene-4,1'-cyclopropan]-2'-yl]carbonyl)amino)phenyl]butanoic acid

[0426] TLC: Rf 0.41 (dichloromethane:methanol = 9:1);

¹H-NMR (CDCl₃): δ 1.02-1.38, 1.67-1.83, 2.06-2.38, 2.45-2.78, 4.33-4.45, 4.53-4.67, 6.89, 7.19, 7.25-7.30, 7.87, 7.98, 8.88, 9.85.

Example 23-2 (Reference): 4-[2-(((2'R,4S)-6-acetyl-2,3-dihydrospiro[chromene-4,1'-cyclopropan]-2'-yl]carbonyl)amino)-4-cyanophenyl]butanoic acid

[0427] TLC: Rf 0.40 (dichloromethane:methanol = 9:1);

¹H-NMR (CDCl₃): δ 1.20-1.31, 1.70-1.85, 2.05-2.20, 2.23-2.33, 2.44-2.83, 4.33-4.45, 4.53-

4.65, 6.85, 7.20, 7.28, 7.70, 8.06, 8.89, 9.83.

Reference Example 27: Ethyl 4-(4-cyano-2-((2'R,4S)-6-(methanesulfonyl)-2,3-dihydrospiro[1-benzopyran-4,1'-cyclopropane]-2'-carbonyl)amino)phenyl)butanoate

[0428] In an argon atmosphere, sodium hydroxide (2.3 mg) was added to a 2-mL DMSO solution of L-proline (7 mg), and the mixture was stirred at room temperature for 30 min. To the resulting reaction mixture, the compound (40 mg) produced in Reference Example 10, copper iodide (11 mg), and sodium methanesulfinate (37 mg) were added, and the mixture was stirred at 100°C for 1 h using a microwave reactor (Biotage, Ltd.). The reaction mixture was purified by silica gel column chromatography (Yamazen Autopurification Device) to obtain the title compound (33 mg) having the following physical property values.

[0429] TLC: Rf 0.58 (hexane:ethyl acetate = 1:3);

¹H-NMR (CDCl₃): δ 1.13, 1.66-1.80, 1.91, 2.20-2.45, 2.53-2.64, 2.67, 3.01, 3.45-3.60, 3.73-3.86, 4.11-4.20, 4.40, 6.96, 7.20, 7.30, 7.40, 7.63, 8.71, 9.44.

Example 24 (Reference): 4-[4-cyano-2-((2'R,4S)-6-(methylsulfonyl)-2,3-dihydrospiro[chromene-4,1'-cyclopropan]-2'-yl)carbonyl)amino)phenyl]butanoic acid

[0430] The title compound having the following physical property values was obtained by performing the same procedures as those of Example 1 using the compound produced in Reference Example 27, instead of the compound produced in Reference Example 12.

[0431] TLC: Rf 0.42 (dichloromethane:methanol = 9:1);

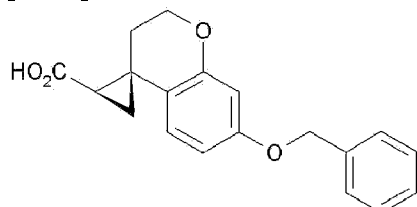
¹H-NMR(DMSO-d₆): δ 1.53-1.64, 1.72, 1.80-1.87, 2.08-2.29, 2.35-2.74, 3.18, 4.05-4.20, 4.32-4.44, 7.02, 7.40, 7.42, 7.57, 7.64, 7.87, 9.95, 12.10.

Example 25 (Reference): 4-[4-cyano-2-((2'R,4S)-6-(cyclopropylsulfonyl)-2,3-dihydrospiro[chromene-4,1'-cyclopropan]-2'-yl)carbonyl)amino)phenyl]butanoic acid

[0432] The title compound having the following physical property values was obtained by performing the same procedures as those of Reference Example 27 → Example 1, using sodium cyclopropanesulfinate instead of sodium methanesulfinate.

[0433] TLC: Rf 0.40 (dichloromethane:methanol = 9:1);

¹H-NMR (CDCl₃): δ 1.00-1.15, 1.20-1.43, 1.60-1.82, 2.09-2.35, 2.38-2.60, 2.63-2.75, 3.39, 4.35, 4.57, 6.95, 7.20, 7.29, 7.59, 7.71, 8.90, 9.64.

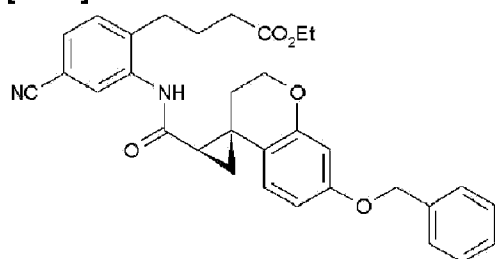
Reference Example 28: (2'R,4S)-7-(benzyloxy)-2,3-dihydrospiro[1-benzopyran-4,1'-cyclopropane]-2'-carboxylic acid**[0434]**

[0435] The title compound having the following physical property values was obtained by performing the same procedures as those of Reference Example 1 → Reference Example 2 → Reference Example 3, using 7-(benzyloxy)-2,3-dihydro-4H-chromen-4-one instead of 4-chromanone.

[0436] TLC: Rf 0.21 (hexane:ethyl acetate = 1:1);

¹H-NMR (CDCl₃): δ 1.53-1.70, 2.07, 2.20, 4.20-4.09, 4.23-4.33, 5.01, 6.46, 6.52, 6.60, 7.27-7.44.

[0437] HPLC retention time: 12.2 min (CHIRALPAK IC 4.6 mm × 250 mm hexane:ethyl acetate:formic acid = 97:3:1).

Reference Example 29: Ethyl 4-(2-((2'R,4S)-7-(benzyloxy)-2,3-dihydrospiro[1-benzopyran-4,1'-cyclopropane]-2'-carbonyl)amino)-4-cyanophenyl)butanoate**[0438]**

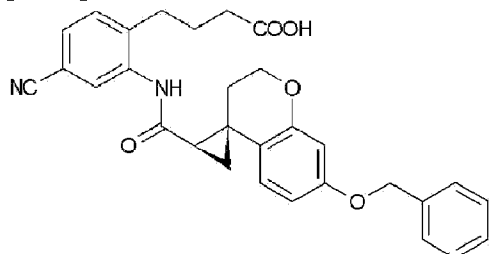
[0439] The title compound having the following physical property values was obtained by performing the same procedures as those of Reference Example 10 using the compound produced in Reference Example 28, instead of the compound produced in Reference Example 6.

¹H-NMR (CDCl₃): δ 1.13, 1.54-1.61, 1.64-1.81, 2.22, 2.37-2.45, 2.51-2.66, 3.55-3.68, 3.72-

3.86, 4.03, 4.16, 4.22-4.32, 4.99, 6.42-6.51, 6.73, 7.18, 7.28, 7.29-7.44, 8.72, 9.28.

Example 26 (Reference): 4-[2-(((2'R,4S)-7-(benzyloxy)-2,3-dihydrospiro[chromene-4,1'-cyclopropan]-2'-yl)carbonyl)amino)-4-cyanophenyl]butanoic acid

[0440]



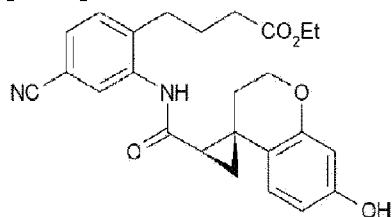
[0441] The title compound having the following physical property values was obtained by performing the same procedures as those of Example 1 using the compound produced in Reference Example 29, instead of the compound produced in Reference Example 12.

[0442] TLC: R_f 0.42 (dichloromethane:methanol = 9:1);

¹H-NMR (CDCl₃): δ 1.58, 1.68-1.84, 2.10-2.20, 2.36, 2.46, 2.50-2.75, 4.03-4.16, 4.20-4.32, 5.02, 6.48, 6.54, 6.71, 7.20, 7.27-7.45, 8.54, 8.82.

Reference Example 30: Ethyl 4-(4-cyano-2-(((2'R,4S)-7-hydroxy-2,3-dihydrospiro[1-benzopyran-4,1'-cyclopropane]-2'-carbonyl)amino)phenyl)butanoate

[0443]



[0444] ASCA-2 (trade name, 50% wet, 300 mg) was added to a mixed solution of the compound (650 mg) produced in Reference Example 29 in ethanol (50 mL) and ethyl acetate (10 mL), and the mixture was stirred at room temperature for 8 h in a hydrogen atmosphere. The reaction mixture was filtered using Celite (trade name), and then the filtrate was concentrated under reduced pressure. The resulting residue was purified by silica gel column chromatography (Yamazen Autopurification Device) and then washed with tert-butyl methyl ether and hexane to obtain the title compound (368 mg) having the following physical property values.

[0445] TLC: Rf 0.28 (hexane:ethyl acetate = 1:1);

¹H-NMR (CDCl₃): δ 1.16, 1.55-1.62, 1.66-1.80, 2.16-2.25, 2.38-2.47, 2.52-2.66, 3.60-3.73, 3.76-3.87, 4.04-4.15, 4.22-4.32, 4.63, 6.28-6.37, 6.69, 7.18, 7.28, 8.71, 9.28.

Example 27 (Reference): 4-[4-cyano-2-(((2'R,4S)-7-(3-pyridinyl)-2,3-dihydrospiro[chromene-4,1'-cyclopropan]-2'-yl]carbonyl)amino)phenyl]butanoic acid

[0446] The title compound having the following physical property values was obtained by performing the same procedures as those of Reference Example 23 → Reference Example 15 → Example 1 using the compound produced in Reference Example 30 instead of the compound produced in Reference Example 20, using pyridine-3-boronic acid instead of 4-fluorophenylboronic acid.

[0447] TLC: Rf 0.39 (dichloromethane:methanol = 9:1);

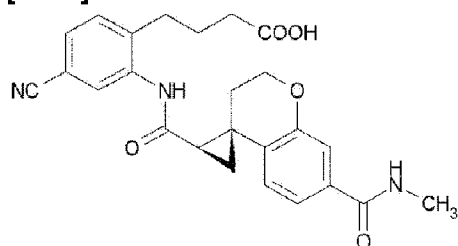
¹H-NMR (DMSO-d₆): δ 1.55-1.63, 1.65-1.80, 2.09-2.18, 2.21, 2.40-2.47, 2.53-2.77, 4.04-4.16, 4.28-4.38, 7.05, 7.15, 7.25, 7.41, 7.43-7.50, 7.57, 7.88, 8.02-8.08, 8.55, 8.85, 9.90, 12.10.

Example 28

[0448] The title compounds having the following physical property values were obtained by performing the same procedures as those of Reference Example 23 → Reference Example 24 → Reference Example 12 → Example 1 using the compound produced in Reference Example 30 instead of the compound produced in Reference Example 20, using methylamine hydrochloride or 2-methoxyethylamine.

Example 28-1: 4-[4-cyano-2-(((2'R,4S)-7-(methylcarbamoyl)-2,3-dihydrospiro[chromene-4,1'-cyclopropan]-2'-yl]carbonyl)amino)phenyl]butanoic acid

[0449]

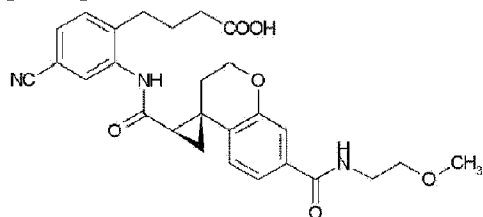


[0450] TLC: Rf 0.40 (dichloromethane:methanol = 9:1);

¹H-NMR (DMSO-d₆): δ 1.56, 1.63-1.80, 2.02-2.15, 2.20, 2.42, 2.57-2.69, 2.74, 4.01-4.13, 4.23-4.37, 6.99, 7.24, 7.36, 7.40, 7.56, 7.86, 8.34, 9.89, 12.11.

Example 28-2: 4-{4-cyano-2-[[{(2'R,4S)-7-[(2-methoxyethyl)carbamoyl]-2,3-dihydrospiro[chromene-4,1'-cyclopropan]-2'-yl]carbonyl}amino]phenyl}butanoic acid

[0451]



[0452] TLC: R_f 0.40 (dichloromethane:methanol = 9:1);

¹H-NMR (CDCl₃): δ 1.63-1.89, 2.00-2.13, 2.25-2.47, 2.48-2.73, 2.78-2.93, 3.24-3.39, 3.51, 3.55-3.65, 3.85-4.06, 6.68, 6.79, 7.06, 7.20, 7.29, 7.98, 8.78, 9.84.

Example 29 (Reference): 4-[2-[[{(2'R,4S)-6-(benzyloxy)-2,3-dihydrospiro[chromene-4,1'-cyclopropan]-2'-yl]carbonyl}amino]-4-cyanophenyl]butanoic acid

[0453] The title compound having the following physical property values was obtained by performing the same procedures as those of Reference Example 1 → Reference Example 2 → Reference Example 3 → Reference Example 4 → Reference Example 6 → Reference Example 10 → Example 1, using 6-(benzyloxy)-3,4-dihydro-2H-1-benzopyran-4-one instead of 4-chromanone, using iodoethane instead of iodomethane.

[0454] TLC: R_f 0.47 (dichloromethane:methanol = 9:1);

¹H-NMR (CDCl₃): δ 1.46-1.55, 1.62-1.80, 2.12-2.18, 2.43-2.48, 2.51-2.76, 4.18-4.26, 4.95-5.07, 6.62, 6.75-6.80, 7.18, 7.28, 7.31-7.45, 8.68, 9.14.

Reference Example 31: Ethyl 4-(4-cyano-2-[[{(2'R,4S)-6-hydroxy-2,3-dihydrospiro[1-benzopyran-4,1'-cyclopropane]-2'-carbonyl}amino]phenyl]butanoate

[0455] The title compound having the following physical property values was obtained by performing the same procedures as those of Reference Example 1 → Reference Example 2 → Reference Example 3 → Reference Example 4 → Reference Example 6 → Reference Example 10 → Reference Example 30, using 6-(benzyloxy)-3,4-dihydro-2H-1-benzopyran-4-one instead of 4-chromanone.

[0456] TLC: Rf 0.66 (hexane:ethyl acetate = 1:2);

¹H-NMR (CDCl₃): δ 1.16, 1.52-1.58, 1.66-1.83, 2.21, 2.41, 2.55-2.73, 3.65-3.78, 3.84-3.98, 4.02-4.13, 4.17-4.27, 4.54, 6.33, 6.55, 6.68, 7.19, 7.28, 8.74, 9.38.

Example 30 (Reference): 4-[4-cyano-2-({(2'R,4S)-6-hydroxy-2,3-dihydrospiro[chromene-4,1'-cyclopropan]-2'-yl]carbonyl)amino)phenyl]butanoic acid

[0457] The title compound having the following physical property values was obtained by performing the same procedures as those of Example 1, using the compound produced in Reference Example 31 instead of the compound produced in Reference Example 12.

[0458] TLC: Rf 0.38 (dichloromethane:methanol = 9:1);

¹H-NMR (CD₃OD): δ 1.55-1.70, 1.77-1.90, 2.11-2.20, 2.33, 2.40-2.48, 2.67-2.78, 4.04-4.15, 4.17-4.26, 6.28, 6.53, 6.64, 7.41, 7.48, 7.90.

Example 31 (Reference)

[0459] The title compounds having the following physical property values were obtained by performing the same procedures as those of Reference Example 21 → Example 1, using the compound produced in Reference Example 31 instead of the compound produced in Reference Example 20, using 2-oxazolemethanol or methanol instead of (1-methylpyrazol-4-yl)methanol.

Example 31-1 (Reference): 4-[4-cyano-2-({(2'R,4S)-6-(1,3-oxazol-2-ylmethoxy)-2,3-dihydrospiro[chromene-4,1'-cyclopropan]-2'-yl]carbonyl)amino)phenyl]butanoic acid

[0460] TLC: Rf 0.45 (dichloromethane:methanol = 9:1);

¹H-NMR (CD₃OD): δ 1.58-1.76, 1.77-1.90, 2.09-2.21, 2.33, 2.47, 2.72, 4.08-4.17, 4.18-4.29, 5.11, 6.53, 6.70, 6.77, 7.21, 7.42, 7.48, 7.92, 7.96.

Example 31-2 (Reference): 4-(4-cyano-2-({(2'R,4S)-6-methoxy-2,3-dihydrospiro[1-benzopyran-4,1'-cyclopropane]-2'-carbonyl)amino)phenyl]butanoic acid

[0461] TLC: Rf 0.35 (ethyl acetate);

¹H-NMR (DMSO-d₆)δ 1.50-1.56, 1.65-1.80, 2.00-2.09, 2.20, 2.35-2.47, 2.55-2.60, 2.61-2.69, 2.70-2.75, 3.69, 3.92-4.04, 4.15-4.26, 6.43, 6.71, 7.40, 7.56, 7.85, 9.86, 12.11.

Example 32 (Reference): 4-[4-cyano-2-(((2'R,4S)-7-(1,3-oxazol-2-ylmethoxy)-2,3-dihydrospiro[chromene-4,1'-cyclopropan]-2'-yl]carbonyl)amino)phenyl]butanoic acid

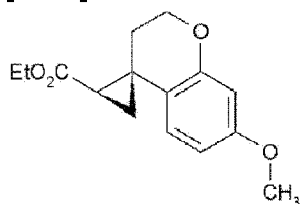
[0462] The title compound having the following physical property values was obtained by performing the same procedures as those of Reference Example 21 → Example 1, using the compound produced in Reference Example 30 instead of the compound produced in Reference Example 20, using 2-oxazolemethanol instead of (1-methylpyrazol-4-yl)methanol.

[0463] TLC: Rf 0.47 (dichloromethane:methanol = 9:1);

¹H-NMR (CDCl₃): δ 1.58-1.68, 1.68-1.80, 2.03-2.15, 2.18-2.46, 2.41-2.50, 2.50-2.63, 2.64-2.83, 4.00-4.13, 4.20-4.31, 5.05, 5.17, 6.33, 6.48, 6.63, 7.10, 7.20, 7.28, 7.73, 8.62, 8.91.

Reference Example 32: Ethyl (2'R,4S)-7-methoxy-2,3-dihydrospiro[1-benzopyran-4,1'-cyclopropane]-2'-carboxylate

[0464]



[0465] The same procedures as those of Reference Example 4 were performed using the compound produced in Reference Example 28 instead of the compound produced in Reference Example 3, using iodoethane instead of iodomethane. Palladium hydroxide/carbon (10% wet, 0.2 g) was added to a 5-mL ethyl acetate solution of the resulting compound (2.1 g), and the mixture was stirred at room temperature for 30 min in a hydrogen atmosphere. The reaction mixture was filtered using Celite (trade name), and then the filtrate was concentrated under reduced pressure. After adding potassium carbonate (1.46 g) to a 5-mL DMF solution of the resulting residue (1.31 g), iodomethane (1.5 g) was dropped, and the mixture was stirred overnight at room temperature. The reaction mixture was poured into ice water and extracted with a hexane-ethyl acetate mixed solution. The resulting organic layer was washed with water and saturated brine, dried over anhydrous sodium sulfate and then concentrated under reduced pressure to obtain the title compound (1.38 g) having the following physical property values.

[0466] TLC: Rf 0.69 (hexane:ethyl acetate = 1:1);

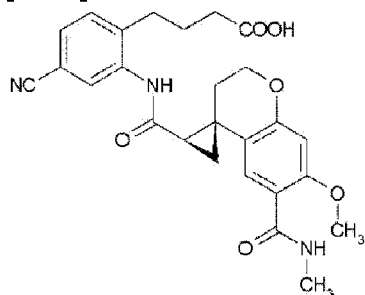
¹H-NMR (CDCl₃): δ 1.25, 1.55-1.60, 2.05, 2.13-2.20, 3.75, 4.05-4.20, 4.23-4.31, 6.38, 6.45, 6.59.

Example 33 (Reference)

[0467] The title compounds having the following physical property values were obtained by performing the same procedures as those of Reference Example 5 → Reference Example 6 → Reference Example 10 → Reference Example 11 → Reference Example 12 → Example 1, using the compound produced in Reference Example 32 instead of the compound produced in Reference Example 4, using methylamine hydrochloride or a corresponding amine compound.

Example 33-1 (Reference): 4-[4-cyano-2-(((2'R,4S)-7-methoxy-6-(methylcarbamoyl)-2,3-dihydrospiro[chromene-4,1'-cyclopropan]-2'-yl)carbonyl)amino]phenyl]butanoic acid

[0468]

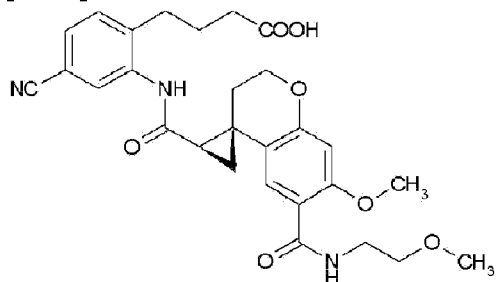


[0469] TLC: R_f 0.39 (dichloromethane:methanol = 9:1);

¹H-NMR (DMSO-d₆): δ 1.42-1.60, 1.65-1.79, 2.00-2.29, 2.32-2.74, 2.77, 3.83, 4.05-4.17, 4.24-4.38, 6.54, 7.35-7.45, 7.55, 7.89, 7.98, 9.88, 12.12.

Example 33-2 (Reference): 4-[4-cyano-2-(((2'R,4S)-7-methoxy-6-[(2-methoxyethyl)carbamoyl]-2,3-dihydrospiro[chromene-4,1'-cyclopropan]-2'-yl)carbonyl)aminophenyl]butanoic acid

[0470]



[0471] TLC: R_f 0.39 (dichloromethane:methanol = 9:1);

¹H-NMR (DMSO-d₆): δ 1.46-1.60, 1.64-1.81, 2.00-2.29, 2.36-2.76, 3.27, 3.38-3.48, 3.85, 4.06-4.18, 4.25-4.36, 6.56, 7.40, 7.41, 7.55, 7.89, 8.09, 9.87, 12.10.

Example 33-3 (Reference): 4-[4-cyano-2-({[(2'R,4S)-6-(ethylcarbamoyl)-7-methoxy-2,3-dihydrospiro[chromene-4,1'-cyclopropan]-2'-yl]carbonyl}amino)phenyl]butanoic acid

[0472] TLC: Rf 0.54 (hexane:ethyl acetate = 1:3);

¹H-NMR (DMSO-d₆): δ 1.09, 1.47-1.58, 1.65-1.78, 2.04-2.23, 2.47, 2.60-2.69, 3.21-3.30, 3.84, 4.11, 4.30, 6.54, 7.35-7.44, 7.56, 7.89, 8.04, 9.88, 12.11.

Example 33-4 (Reference): 4-[4-cyano-2-({[(2'R,4S)-7-methoxy-6-(propylcarbamoyl)-2,3-dihydrospiro[chromene-4,1'-cyclopropan]-2'-yl]carbonyl}amino)phenyl]butanoic acid

[0473] TLC: Rf 0.70 (hexane:ethyl acetate = 1:3);

¹H-NMR (DMSO-d₆): δ 0.87, 1.41-1.58, 1.63-1.76, 2.00-2.23, 2.43, 2.59-2.70, 3.13-3.28, 3.84, 4.11, 4.29, 6.55, 7.32-7.42, 7.56, 7.90, 8.02, 9.88, 12.11.

Example 33-5 (Reference): 4-[4-cyano-2-({[(2'R,4S)-6-(isopropylcarbamoyl)-7-methoxy-2,3-dihydrospiro[chromene-4,1'-cyclopropan]-2'-yl]carbonyl}amino)phenyl]butanoic acid

[0474] TLC: Rf 0.68 (hexane:ethyl acetate = 1:3);

¹H-NMR (DMSO-d₆): δ 1.14, 1.46-1.58, 1.63-1.78, 2.01-2.22, 2.46, 2.58-2.69, 3.84, 3.97-4.16, 4.31, 6.55, 7.34-7.43, 7.56, 7.74, 7.89, 9.87, 12.09.

Example 34 (Reference): 4-[4-cyano-2-({[(2'R,4S)-7-methoxy-6-(5-methyl-1,3,4-oxadiazol-2-yl)-2,3-dihydrospiro[chromene-4,1'-cyclopropan]-2'-yl]carbonyl}amino)phenyl]butanoic acid

[0475] The title compound having the following physical property values was obtained by performing the same procedures as those of Reference Example 5 → Reference Example 6 → Reference Example 10 → Reference Example 11 → Reference Example 13 → Example 1, using the compound produced in Reference Example 32 instead of the compound produced in Reference Example 4.

[0476] TLC: Rf 0.38 (dichloromethane:methanol = 9:1);

¹H-NMR (CDCl₃): δ 1.16-1.27, 1.50-1.58, 1.66-1.85, 2.09-2.30, 2.42-2.83, 3.46, 3.85, 4.35,

4.55, 6.48, 7.19, 7.27, 7.68, 8.88, 9.90.

Example 35 (Reference): 4-[4-cyano-2-([(2'R,4S)-6-(4-morpholinyl)-2,3-dihydrospiro[chromene-4,1'-cyclopropan]-2'-yl]carbonyl)amino]phenyl]butanoic acid

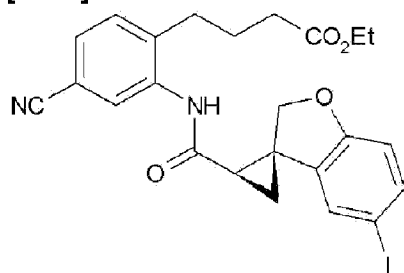
[0477] Cesium carbonate (129 mg), [(2-dicyclohexylphosphino-2',4',6'-triisopropyl-1,1'-biphenyl)[2-(2-aminoethyl)phenyl]palladium(II) chloride (9 mg), and morpholine (34 mg) were added to a 1-mL DMF solution of the compound (72 mg) produced in Reference Example 10, and the mixture was stirred at 110°C for 1 h using a microwave reactor (Biotage, Ltd.). A potassium carbonate aqueous solution was poured into the reaction mixture, and the mixture was extracted with ethyl acetate. The resulting organic layer was washed with saturated brine, dried over anhydrous magnesium sulfate and then concentrated under reduced pressure. The resulting residue was purified by silica gel column chromatography (Yamazen Autopurification Device) to obtain an ethyl ester (46 mg). The title compound was obtained by performing the same reaction as that of Example 1 using the resulting ethyl ester, instead of the compound produced in Reference Example 12.

[0478] TLC: Rf 0.36 (dichloromethane:methanol = 9:1);

¹H-NMR (DMSO-d₆): δ 1.45-1.55, 1.62-1.80, 2.00-2.10, 2.16-2.26, 2.32-2.77, 2.89-3.06, 3.65-3.78, 3.90-4.05, 4.13-4.26, 6.39, 6.67, 6.74, 7.40, 7.56, 7.84, 9.87, 12.08.

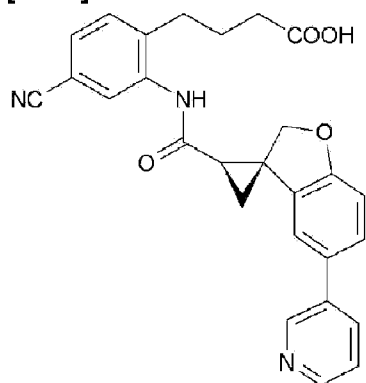
Reference Example 33: Ethyl 4-(4-cyano-2-([(2'R,3S)-5-iodo-2H-spiro[1-benzofuran-3,1-cyclopropane]-2'-carbonyl]amino)phenyl]butanoate

[0479]



[0480] The title compound having the following physical property values was obtained by performing the same procedures as those of Reference Example 1 → Reference Example 2 → Reference Example 3 → Reference Example 4 → Reference Example 5 → Reference Example 6 → Reference Example 10, using 3-coumaranone instead of 4-chromanone, using iodoethane instead of iodomethane.

¹H-NMR (CDCl₃): δ 1.32, 1.57, 1.66-1.82, 2.36-2.70, 2.79, 3.95-4.22, 4.70, 6.60, 7.02, 7.20, 7.24-7.32, 7.38, 8.74, 9.40.

Example 36 (Reference): 4-[4-cyano-2-({[(2'R,3S)-5-(3-pyridinyl)-2H-spiro[1-benzofuran-3,1'-cyclopropan]-2'-yl]carbonyl}amino)phenyl]butanoic acid**[0481]**

[0482] The title compound having the following physical property values was obtained by performing the same procedures as those of Reference Example 15 → Example 1 using the compound produced in Reference Example 33 instead of the compound produced in Reference Example 10, using pyridine-3-boronic acid instead of 4-fluorophenylboronic acid.

[0483] TLC: Rf 0.42 (dichloromethane:methanol = 9:1);

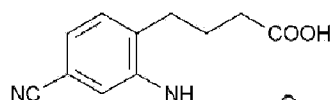
¹H-NMR (CDCl₃): δ 1.06, 1.62-1.92, 2.58, 2.78, 2.94, 4.85, 6.47, 6.87, 7.01-7.40, 8.41, 8.61, 8.79, 9.75.

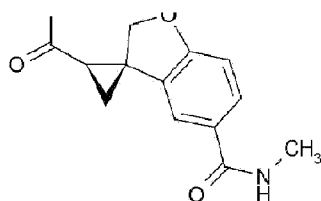
Example 37 (Reference)

[0484] The title compounds having the following physical property values were obtained by performing the same procedures as those of Reference Example 11 → Reference Example 12 → Example 1, using the compound produced in Reference Example 33 instead of the compound produced in Reference Example 10, using methylamine hydrochloride or 2-methoxyethylamine.

Example 37-1 (Reference): 4-[4-cyano-2-({[(2'R,3S)-5-(methylcarbamoyl)-2H-spiro[1-benzofuran-3,1'-cyclopropan]-2'-yl]carbonyl}amino)phenyl]butanoic acid**[0485]**

[Chem. 117]



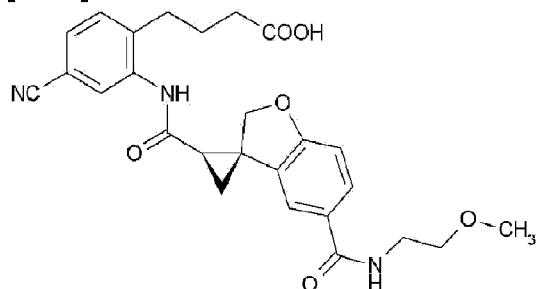


[0486] TLC: Rf 0.47 (dichloromethane:methanol = 9:1);

$^1\text{H-NMR}$ (CDCl_3): δ 1.57, 1.61-1.86, 2.30-2.73, 3.02, 3.22, 4.59, 4.73, 6.18, 6.76, 7.18, 7.20-7.32, 7.59, 8.70, 9.51.

Example 37-2 (Reference): 4-{4-cyano-2-[(2'R,3S)-5-[(2-methoxyethyl)carbamoyl]-2H-spiro[1-benzofuran-3,1'-cyclopropan]-2'-yl]carbonyl}amino]phenyl}butanoic acid

[0487]

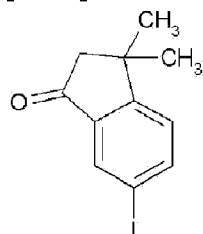


[0488] TLC: Rf 0.57 (dichloromethane:methanol = 9:1);

$^1\text{H-NMR}$ (CDCl_3): δ 1.58, 1.60-1.85, 2.30-2.75, 3.19, 3.41, 3.50-3.73, 4.61, 4.74, 6.47-6.62, 6.77, 7.19, 7.21-7.40, 7.56, 8.72, 9.47.

Reference Example 34: 6-iodo-3,3-dimethyl-2,3-dihydro-1H-inden-1-one

[0489]



[0490] A sodium nitrite aqueous solution (4.5 mol/L, 4 mL) was dropped into a hydrochloric acid aqueous solution (5 mol/L, 15 mL) of 6-amino-3,3-dimethyl-indan-1-one (2.1 g) under ice-cooling, and then the mixture was stirred for 30 min. After confirming the disappearance of the

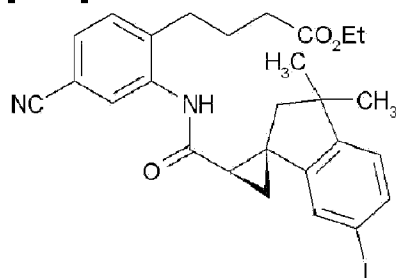
raw materials, a potassium iodide aqueous solution (4 mol/L, 6 mL) was dropped into the mixture under ice-cooling. The mixture was then stirred at room temperature for 1 h after adding acetonitrile (20 mL). A saturated sodium bicarbonate aqueous solution was added to the reaction mixture under ice-cooling, and then the mixture was extracted with ethyl acetate. The resulting organic layer was washed with a saturated sodium thiosulfate aqueous solution, dried over anhydrous sodium sulfate and then concentrated under reduced pressure. The resulting residue was purified by silica gel column chromatography to obtain the title compound (2.66 g) having the following physical property values.

[0491] TLC: Rf 0.86 (hexane:ethyl acetate = 1:1);

$^1\text{H-NMR}$ (CDCl_3): δ 1.38-1.44, 2.59, 7.25-7.30, 7.90, 8.03.

Reference Example 35: Ethyl 4-(4-cyano-2-(((1S,2R)-6'-iodo-3',3'-dimethyl-2',3'-dihydrospiro[cyclopropane-1,1'-indene]-2-carbonyl)amino)phenyl)butanoate

[0492]



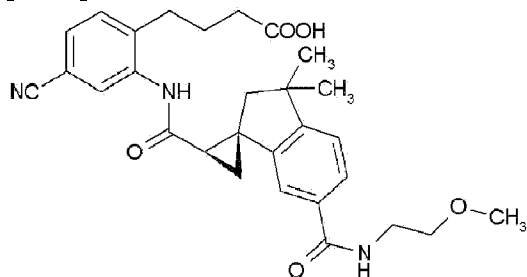
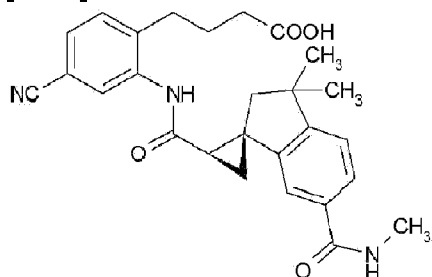
[0493] The title compound having the following physical property values was obtained by performing the same procedures as those of Reference Example 1 → Reference Example 2 → Reference Example 3 → Reference Example 10, using the compound produced in Reference Example 34 instead of 4-chromanone.

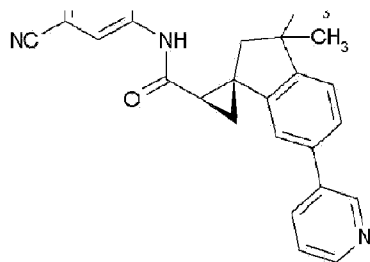
$^1\text{H-NMR}$ (CDCl_3): δ 1.14-1.35, 1.44, 1.64-1.79, 1.79-1.88, 2.17, 2.28-2.50, 2.50-2.71, 3.83, 4.05, 6.91, 7.11, 7.19, 7.22-7.31, 7.45-7.53, 8.79, 9.28.

Example 38 (Reference)

[0494] The title compounds having the following physical property values were obtained by performing the same procedures as those of Reference Example 11 → Reference Example 12 → Example 1, using the compound produced in Reference Example 35 instead of the compound produced in Reference Example 10, using methylamine hydrochloride or 2-methoxyethylamine.

Example 38-1 (Reference): 4-[4-cyano-2-(((1S,2R)-6'-[(2-methoxyethyl)carbonyl]-3',3'-

dimethyl-2',3'-dihydrospiro[cyclopropane-1,1'-inden]-2-yl]carbonyl)amino)phenyl]butanoic acid**[0495]****[0496]** TLC: Rf 0.64 (ethyl acetate:methanol = 9:1); $^1\text{H-NMR}$ (CDCl_3): δ 1.28-1.40, 1.72, 1.86, 2.01-2.10, 2.14-2.23, 2.63, 3.16, 3.40, 3.53-3.81, 6.64, 7.17, 7.22-7.31, 7.33-7.44, 7.70, 8.82, 9.51.**Example 38-2 (Reference): 4-[4-cyano-2-((1S,2R)-3',3'-dimethyl-6'-(methylcarbamoyl)-2',3'-dihydrospiro[cyclopropane-1,1'-inden]-2-yl]carbonyl)amino)phenyl]butanoic acid****[0497]****[0498]** TLC: Rf 0.55 (ethyl acetate:methanol = 9:1); $^1\text{H-NMR}$ (CDCl_3): δ 1.29-1.42, 1.63-1.80, 1.83-1.90, 1.98-2.11, 2.11-2.24, 2.32-2.56, 2.57-2.69, 3.04, 3.19, 6.24, 7.11-7.19, 7.21-7.34, 7.72, 8.82, 9.57.**Example 39 (Reference): 4-[4-cyano-2-((1S,2R)-3',3'-dimethyl-6'-(3-pyridinyl)-2',3'-dihydrospiro[cyclopropane-1,1'-inden]-2-yl]carbonyl)amino)phenyl]butanoic acid****[0499]**



[0500] The title compound having the following physical property values was obtained by performing the same procedures as those of Reference Example 15 → Example 1 using the compound produced in Reference Example 35 instead of the compound produced in Reference Example 10, using pyridine-3-boronic acid instead of 4-fluorophenylboronic acid.

[0501] TLC: Rf 0.62 (ethyl acetate:methanol = 9:1);

$^1\text{H-NMR}$ (CDCl_3): δ 0.59, 1.27-1.43, 1.55-1.69, 1.79, 2.18-2.38, 2.52-2.64, 2.64-2.91, 6.53, 7.16-7.35, 7.54, 8.39-8.50, 8.75-8.84, 9.35.

Pharmacological Examples:

Pharmacological Example 1: EP₄ Antagonistic Activity Measurement Experiment Using Prostanoid Receptor Subtype-Expressing Cells

[0502] CHO cells expressing rat EP₄ receptor subtypes were prepared according to the methods of Nishigaki et al. (Non-Patent Document 4) and used for experiment. Cultured subconfluent cells were detached and suspended in an assay medium (MEM containing 1 mmol/L IBMX, 1% HSA) in a concentration of 1×10^6 cells/mL. To start the reaction, PGE₂ was added to the cell suspension (25 μL) in a final concentration of 10 nmol/L, either alone or as a 25- μL PGE₂ solution containing a test compound. After 30 minutes of reaction at room temperature, the amount of cAMP in the cells was quantified according to the method in the descriptions of the cAMP assay kit (CISBIO).

[0503] The antagonistic effect (IC₅₀ value) of the test compound was calculated as a value that represents an inhibition rate against a reaction with PGE₂ alone at 10 nM, a concentration that produces a submaximal cAMP producing effect.

[0504] As a result, the compounds used for the present invention were shown to have strong EP₄ receptor antagonistic activity. For example, the IC₅₀ values of some of the compounds used for the present invention and of other compounds of formula (I) were as shown in Table 1 below. The EP₄ receptor antagonistic activity of Example 8-128 of Patent Document 2 was very

weak, 2,800 nM.

[Table 1]

| Example | EP4 antagonistic activity (IC ₅₀ , nM) | Example | EP4 antagonistic activity (IC ₅₀ , nM) | Example | EP4 antagonistic activity (IC ₅₀ , nM) |
|---------|---|---------|---|---------|---|
| 1 | 2.5 | 2-41 | 3.4 | 10-5 | 4.1 |
| 2-2 | 5.3 | 2-43 | 3.6 | 10-9 | 6.7 |
| 2-3 | 3.5 | 2-44 | 2.5 | 18-1 | 1.2 |
| 2-4 | 3.3 | 2-45 | 8.3 | 18-2 | 3.0 |
| 2-5 | 1.3 | 2-46 | 3.0 | 18-3 | 2.7 |
| 2-9 | 4.5 | 3 | 2.7 | 20-1 | 8.5 |
| 2-10 | 4.0 | 5 | 2.8 | 20-2 | 1.6 |
| 2-13 | 7.8 | 7-1 | 17 | 20-5 | 9.5 |
| 2-14 | 4.5 | 7-3 | 3.8 | 28-1 | 6.4 |
| 2-23 | 4.5 | 7-4 | 2.4 | 28-2 | 6.9 |
| 2-29 | 2.5 | 7-10 | 8.6 | 33-1 | 10 |
| 2-32 | 3.7 | 7-13 | 3.5 | 33-2 | 8.4 |
| 2-33 | 9.7 | 7-16 | 5.7 | 36 | 4.5 |
| 2-36 | 5.4 | 7-17 | 6.1 | 37-1 | 7.2 |
| 2-37 | 3.4 | 7-19 | 4.5 | 37-2 | 6.2 |
| 2-38 | 4.7 | 7-21 | 10 | 38-1 | 5.4 |
| 2-39 | 3.4 | 10-3 | 5.7 | 38-2 | 4.3 |
| 2-40 | 7.2 | 10-4 | 3.5 | 39 | 5.7 |

[0505] The following test was conducted using 4-[4-cyano-2-(((2'R,4S)-6-(isopropylcarbamoyl)-2,3-dihydrospiro[chromene-4,1'-cyclopropan]-2'-yl)carbonyl)amino)phenyl]butanoic acid (the compound of Example 2-13) as an EP₄ receptor antagonist represented by formula (I).

Pharmacological Example 2-1: Effect of Combination Therapy with Compound of Example 2-13 and Anti-Mouse PD-1 Antibody in Allograft Model of Mouse Colorectal Cancer Cell Line MC38

[0506] The effect of the combination therapy with the compound of Example 2-13 and an anti-mouse PD-1 antibody was evaluated in an allograft model of a mouse colorectal cancer cell line, MC38 (Cancer Res. (1975), 35(9), p2434-9). The MC38 cells were cultured in a DMEM

medium containing 10 vol% FBS, 100 units/mL penicillin, and 100 µg/mL streptomycin in a CO₂ incubator. On the day of transplantation, the culture supernatant was removed, and then the MC38 cells were washed with PBS and collected. The collected MC38 cells were suspended in PBS and used as transplant cells. Under anesthesia, 200,000 transplant cells were subcutaneously transplanted into the right lateral abdominal regions of female C57BL/6 mice. On day 7 after the transplantation, the mice were divided into four groups of a vehicle group, an Example 2-13 compound-single therapy group, an anti-mouse PD-1 antibody-single therapy group, and a combination therapy group (the compound of Example 2-13 and the anti-mouse PD-1 antibody), each containing 10 individuals. The compound of Example 2-13 was repeatedly orally administered to the mice of the Example 2-13 compound-single therapy group and the combination therapy group at 3 mg/kg, once on day 7 after the transplantation and twice a day from day 8 after the transplantation to day 28 after the transplantation. The anti-mouse PD-1 antibody was intraperitoneally administered to the mice of the anti-mouse PD-1 antibody-single therapy group and the combination therapy group at a dose of 20 mg/kg on day 7 after the transplantation and at a dose of 10 mg/kg on day 13 and day 19 after the transplantation. Distilled water was repeatedly orally administered to the mice of the vehicle group and the anti-mouse PD-1 antibody group for the same period as that of the compound of Example 2-13. PBS was intraperitoneally administered to the mice of the vehicle group and the Example 2-13 compound group at the same timings as those of the anti-mouse PD-1 antibody. The tumor volumes (mm³) were calculated by the following equation from the tumor lengths along the minor axis and the major axis which were measured using a digital caliper.

$$\text{Tumor Volume} = [(\text{Minor Axis})^2 \times \text{Major Axis}] / 2$$

[0507] The changes in the tumor volumes of the groups with time are shown in FIG. 1. The results of the cases in which the tumor disappeared are shown in Table 2.

[Table 2]

| Administration Group | Cases of Disappearance of Tumor/Cases |
|--|---------------------------------------|
| Vehicle | 0/10 |
| Compound of Example 2-13 | 0/10 |
| Anti-Mouse PD-1 Antibody | 3/10 |
| Combination Therapy with Compound of Example 2-13 and Anti-Mouse PD-1 Antibody | 8/10 |

[0508] The above results show that the compound of Example 2-13 inhibited the tumor growth alone and further strongly inhibited the tumor growth when used in combination with the anti-mouse PD-1 antibody.

Pharmacological Example 2-2: Effect of Combination Therapy with Compound of Example 2-2 and Anti-Mouse PD-1 Antibody in Allograft Model of Mouse Colorectal Cancer Cell Line MC38

[0509] The effect of the combination therapy with the compound of Example 2-2 and an anti-mouse PD-1 antibody was evaluated in an allograft model of a mouse colorectal cancer cell line, MC38 (Cancer Res. (1975), 35(9), p2434-9). The MC38 cells were cultured in a DMEM medium containing 10 vol% FBS, 100 units/mL penicillin, and 100 µg/mL streptomycin in a CO₂ incubator. On the day of transplantation, the culture supernatant was removed, and then the MC38 cells were washed with PBS and collected. The collected MC38 cells were suspended in PBS and used as transplant cells. Under anesthesia, 1,000,000 transplant cells were subcutaneously transplanted into the right lateral abdominal regions of female C57BL/6 mice. On day 8 after the transplantation, the mice were divided into four groups of a vehicle group, an Example 2-2 compound-single therapy group, an anti-mouse PD-1 antibody-single therapy group, and a combination therapy group (the compound of Example 2-2 and the anti-mouse PD-1 antibody), each containing 10 individuals. The compound of Example 2-2 was repeatedly orally administered to the mice of the Example 2-2 compound-single therapy group and the combination therapy group at 3 mg/kg twice a day from day 8 after the transplantation to day 24 after the transplantation. The anti-mouse PD-1 antibody was intraperitoneally administered to the mice of the anti-mouse PD-1 antibody-single therapy group and the combination therapy group at a dose of 20 mg/kg on day 8 after the transplantation and at a dose of 10 mg/kg on day 14 and day 20 after the transplantation. Distilled water was repeatedly orally administered to the mice of the vehicle group and the anti-mouse PD-1 antibody group for the same period as that of the compound of Example 2-2. PBS was intraperitoneally administered to the mice of the vehicle group and the Example 2-2 compound group at the same timings as those of the anti-mouse PD-1 antibody. The tumor volumes (mm³) were calculated by the following equation from the tumor lengths along the minor axis and the major axis which were measured using a digital caliper.

$$\text{Tumor Volume} = [(\text{Minor Axis})^2 \times \text{Major Axis}] / 2$$

[0510] The changes in the tumor volumes of the groups with time are shown in FIG. 2. The results show that the compound of Example 2-2 inhibited the tumor growth alone and further strongly inhibited the tumor growth when used in combination with the anti-mouse PD-1 antibody.

Pharmacological Example 3: Effect of Combination Therapy with Compound of Example 2-13 and Anti-Mouse CTLA-4 Antibody in Allograft Model of Mouse Colorectal Cancer Cell Line MC38

[0511] The effect of the combination therapy with the compound of Example 2-13 and an anti-mouse CTLA-4 antibody was evaluated in an allograft model of a mouse colorectal cancer cell line, MC38. The MC38 cells were cultured using a DMEM medium containing 10 vol% FBS, 2 mmol/L Glutamax, 100 units/mL penicillin, and 100 µg/mL streptomycin in a CO₂ incubator. On

the day of transplantation, the culture supernatant was removed, and then the MC38 cells were washed with PBS and collected. The collected MC38 cells were suspended in PBS and used as transplant cells. Under anesthesia, 1,000,000 transplant cells were subcutaneously transplanted into the right lateral abdominal regions of female C57BL/6 mice. On day 7 after the transplantation, the mice were divided into four groups of a vehicle group, an Example 2-13 compound-single therapy group, an anti-mouse CTLA-4 antibody-single therapy group, and a combination therapy group (the compound of Example 2-13 and the anti-mouse CTLA-4 antibody), each containing 15 individuals. The compound of Example 2-13 was repeatedly orally administered to the mice of the Example 2-13 compound-single therapy group and the combination therapy group at 5 mg/kg twice a day from day 7 after the transplantation to day 28 after the transplantation. The anti-mouse CTLA-4 antibody was intraperitoneally administered to the mice of the anti-mouse CTLA-4 antibody-single therapy group and the combination therapy group at a dose of 10 mg/kg on day 7, day 10, day 14, and day 17 after the transplantation. Distilled water was repeatedly orally administered to the mice of the vehicle group and the anti-mouse CTLA-4 antibody group for the same period as that of the compound of Example 2-13. A mouse IgG1 antibody was intraperitoneally administered to the mice of the vehicle group at the same timings as those of the anti-CTLA-4 antibody. The tumor volumes (mm^3) were calculated by the following equation from the tumor lengths along the minor axis and the major axis and the tumor height which were measured using a digital caliper.

$$\text{Tumor Volume} = \text{Minor Axis} \times \text{Major Axis} \times \text{Height} \times 0.52$$

[0512] The changes in the tumor volumes of the groups with time are shown in FIG. 3. The results show that the compound of Example 2-13 inhibited the tumor growth alone and further strongly inhibited the tumor growth when used in combination with the anti-mouse CTLA-4 antibody.

Pharmacological Example 4: Effect of Combination Therapy with Compound of Example 2-13 and Anti-Mouse PD-1 Antibody in Allograft Model of Mouse Fibrosarcoma Cell Line Sa1N

[0513] The effect of the combination therapy with the compound of Example 2-13 and an anti-mouse PD-1 antibody was evaluated in an allograft model of a mouse fibrosarcoma cell line, Sa1N (Cancer Res. (2012), 72(4), p917-27). The Sa1N cells were cultured using a DMEM medium containing 10 vol% FBS, 2 mmol/L Glutamax, 100 units/mL penicillin, and 100 $\mu\text{g}/\text{mL}$ streptomycin in a CO_2 incubator. On the day of transplantation, the culture supernatant was removed, and then the Sa1N cells were washed with PBS and collected. The collected Sa1N cells were suspended in PBS and used as transplant cells. Under anesthesia, 2,000,000 transplant cells were subcutaneously transplanted into the right lateral abdominal regions of female A/J mice. On day 7 after the transplantation, the mice were divided into four groups of a vehicle group, an Example 2-13 compound-single therapy group, an anti-mouse PD-1 antibody-single therapy group, and a combination therapy group (the compound of Example 2-

13 and the anti-mouse PD-1 antibody), each containing 15 individuals. The compound of Example 2-13 was repeatedly orally administered to the mice of the Example 2-13 compound-single therapy group and the combination therapy group at 5 mg/kg twice a day from day 7 after the transplantation to day 21 after the transplantation. The anti-mouse PD-1 antibody was intraperitoneally administered to the mice of the anti-mouse PD-1 antibody-single therapy group and the combination therapy group at a dose of 3 mg/kg on day 7, day 10, day 14, and day 17 after the transplantation. Distilled water was repeatedly orally administered to the mice of the vehicle group and the anti-mouse PD-1 antibody-single therapy group for the same period as that of the compound of Example 2-13. A mouse IgG1 antibody was intraperitoneally administered to the mice of the vehicle group and the Example 2-13 compound-single therapy group at the same timings as those of the anti-mouse PD-1 antibody. The tumor volumes (mm^3) were calculated by the following equation from the tumor lengths along the minor axis and the major axis and the tumor height which were measured using a digital caliper.

$$\text{Tumor Volume} = \text{Minor Axis} \times \text{Major Axis} \times \text{Height} \times 0.52$$

[0514] The changes in the tumor volumes of the groups with time are shown in FIG. 4. As a result, the compound of Example 2-13 inhibited the tumor growth alone and further strongly inhibited the tumor growth when used in combination with the anti-mouse PD-1 antibody.

Pharmacological Example 5: Effect of Combination Therapy with Compound of Example 2-13 and Anti-Mouse PD-1 Antibody in Allograft Model of Mouse Colorectal Cancer Cell Line CT26

[0515] The effect of the combination therapy with the compound of Example 2-13 and an anti-mouse PD-1 antibody was evaluated in an allograft model of a mouse colorectal cancer cell line, CT26 (Cancer Res. (2013), 73(12), p3591-603). The CT26 cells were cultured using a RPMI medium containing 10 vol% FBS, 2 mmol/L Glutamax, 100 units/mL penicillin, and 100 $\mu\text{g}/\text{mL}$ streptomycin in a CO_2 incubator. On the day of transplantation, the culture supernatant was removed, and then the CT26 cells were washed with PBS and collected. The collected CT26 cells were suspended in PBS and used as transplant cells. Under anesthesia, 1,000,000 transplant cells were subcutaneously transplanted into the right lateral abdominal regions of female BALB/c mice. On day 7 after the transplantation, the mice were divided into four groups of a vehicle group, an Example 2-13 compound-single therapy group, an anti-mouse PD-1 antibody-single therapy group, and a combination therapy group (the compound of Example 2-13 and the anti-mouse PD-1 antibody), each containing 15 to 18 individuals. The compound of Example 2-13 was repeatedly orally administered to the mice of the Example 2-13 compound-single therapy group and the combination therapy group at 5 mg/kg twice a day from day 7 after the transplantation to day 21 after the transplantation. The anti-mouse PD-1 antibody was intraperitoneally administered to the mice of the anti-mouse PD-1 antibody-single therapy group and the combination therapy group at a dose of 3 mg/kg on day 7, day 10, day 14, and day 17 after the transplantation. Distilled water was repeatedly orally administered to the mice

of the vehicle group and the anti-mouse PD-1 antibody-single therapy group for the same period as that of the compound of Example 2-13. A mouse IgG1 antibody was intraperitoneally administered to the mice of the vehicle group and the Example 2-13 compound-single therapy group at the same timings as those of the anti-mouse PD-1 antibody. The tumor volumes (mm^3) were calculated by the following equation from the tumor lengths along the minor axis and the major axis and the tumor height which were measured using a digital caliper.

$$\text{Tumor Volume} = \text{Minor Axis} \times \text{Major Axis} \times \text{Height} \times 0.52$$

[0516] The changes in the tumor volumes of the groups with time are shown in FIG. 5.

[0517] As a result, the compound of Example 2-13 inhibited the tumor growth alone and further strongly inhibited the tumor growth when used in combination with the anti-mouse PD-1 antibody.

INDUSTRIAL APPLICABILITY

[0518] The combination of the present invention exhibits a strong anti-tumor effect and thus is useful for the treatment of cancer.

Sequence Listing

<110> ONO PHARMACEUTICAL CO., LTD.

<120> COMBINATIONS COMPRISING AN EP4 ANTAGONIST AND IMMUNE CHECKPOINT INHIBITOR

<130> P17-073WO

<150> US 62/359504

<151> 2016-07-07

<160> 8

<210> 1

<211> 113

<212> PRT

<213> Homo sapiens

<400> 1

Gln Val Gln Leu Val Glu Ser Gly Gly Gly Val Val Gln Pro Gly Arg
1 5 10 15

Ser Leu Arg Leu Asp Cys Lys Ala Ser Gly Ile Thr Phe Ser Asn Ser
20 25 30

Gly Met His Trp Val Arg Gln Ala Pro Gly Lys Gly Leu Glu Trp Val
35 40 45

Ala Val Ile Trp Tyr Asp Gly Ser Lys Arg Tyr Tyr Ala Asp Ser Val
 50 55 60

Lys Gly Arg Phe Thr Ile Ser Arg Asp Asn Ser Lys Asn Thr Leu Phe
 65 70 75 80

Leu Gln Met Asn Ser Leu Arg Ala Glu Asp Thr Ala Val Tyr Tyr Cys
 85 90 95

Ala Thr Asn Asp Asp Tyr Trp Gly Gln Gly Thr Leu Val Thr Val Ser
 100 105 110

Ser

<210> 2

<211> 107

<212> PRT

<213> Homo sapiens

<400> 2

Glu Ile Val Leu Thr Gln Ser Pro Ala Thr Leu Ser Leu Ser Pro Gly
 1 5 10 15

Glu Arg Ala Thr Leu Ser Cys Arg Ala Ser Gln Ser Val Ser Ser Tyr
 20 25 30

Leu Ala Trp Tyr Gln Gln Lys Pro Gly Gln Ala Pro Arg Leu Leu Ile
 35 40 45

Tyr Asp Ala Ser Asn Arg Ala Thr Gly Ile Pro Ala Arg Phe Ser Gly
 50 55 60

Ser Gly Ser Gly Thr Asp Phe Thr Leu Thr Ile Ser Ser Leu Glu Pro
 65 70 75 80

Glu Asp Phe Ala Val Tyr Tyr Cys Gln Gln Ser Ser Asn Trp Pro Arg
 85 90 95

Thr Phe Gly Gln Gly Thr Lys Val Glu Ile Lys
 100 105

<210> 3

<211> 5

<212> PRT

<213> Homo sapiens

<400> 3

Asn Ser Gly Met His
 1 5

<210> 4

<211> 17

<212> PRT

<213> Homo sapiens

<400> 4

| | | | | | | | | | | | | | | | |
|-----|-----|-----|-----|-----|-----|-----|-----|-----|-----|-----|-----|-----|-----|-----|-----|
| Val | Ile | Trp | Tyr | Asp | Gly | Ser | Lys | Arg | Tyr | Tyr | Ala | Asp | Ser | Val | Lys |
| 1 | | | | 5 | | | | | 10 | | | | | 15 | |

Gly

<210> 5

<211> 4

<212> PRT

<213> Homo sapiens

<400> 5

| | | | |
|-----|-----|-----|-----|
| Asn | Asp | Asp | Tyr |
| 1 | | | |

<210> 6

<211> 11

<212> PRT

<213> Homo sapiens

<400> 6

| | | | | | | | | | | |
|-----|-----|-----|-----|-----|-----|-----|-----|-----|-----|-----|
| Arg | Ala | Ser | Gln | Ser | Val | Ser | Ser | Tyr | Leu | Ala |
| 1 | | | 5 | | | | | 10 | | |

<210> 7

<211> 7

<212> PRT

<213> Homo sapiens

<400> 7

| | | | | | | |
|-----|-----|-----|-----|-----|-----|-----|
| Asp | Ala | Ser | Asn | Arg | Ala | Thr |
| 1 | | | 5 | | | |

<210> 8

<211> 9

<212> PRT

<213> Homo sapiens

<400> 8

| | | | | | | | | |
|-----|-----|-----|-----|-----|-----|-----|-----|-----|
| Gln | Gln | Ser | Ser | Asn | Trp | Pro | Arg | Thr |
| 1 | | | 5 | | | | | |

REFERENCES CITED IN THE DESCRIPTION

Cited references

This list of references cited by the applicant is for the reader's convenience only. It does not form part of the European patent document. Even though great care has been taken in compiling the references, errors or omissions cannot be excluded and the EPO disclaims all liability in this regard.

Patent documents cited in the description

- [WO2000020371A](#) [0015]
- [WO2003016254A](#) [0015]
- [WO1999047497A](#) [0015]
- [WO2015179615A](#) [0015]
- [US62359504B](#) [0518]

Non-patent literature cited in the description

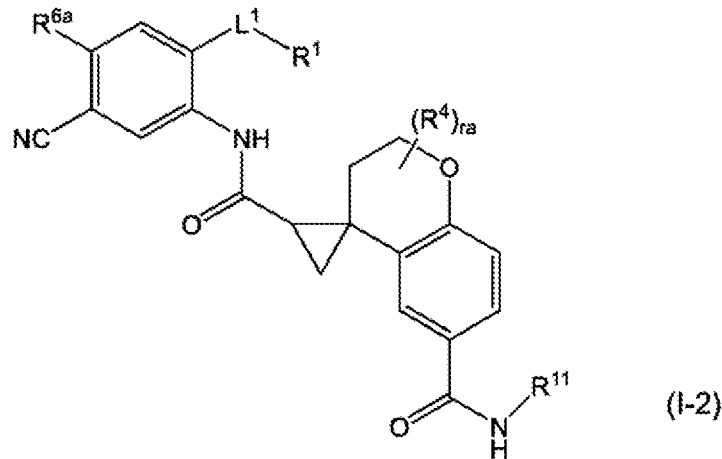
- Journal of Lipid Mediators and Cell Signalling, 1995, vol. 12, 379-391 [0016]
- Pharmacological Reviews, 2013, vol. 65, 1010-1052 [0016]
- ONO-AE3-208 inhibits myeloid derived suppressor cells and glioma growth 105th Annual Meeting of American Association for Cancer Research (AACR), 2014, [0016]
- FEBS Letters, 1995, vol. 364, 339-341 [0016]
- Cancer Science, 2014, vol. 105, 1142-1151 [0016]
- Cancer Research, 2010, vol. 70, 1606-1615 [0016]
- Cancer Research, 2002, vol. 62, 28-32 [0016]
- Pharmaceutical research and development Molecular Design Hirokawa Publishing Company 19900000 vol. 7, 163-198 [0095]
- **RICHARD C. LAROCK** Comprehensive Organic Transformations: A Guide to Functional Group Preparations John Wiley & Sons Inc. 19990000 [0142] [0143] [0144] [0145] [0148] [0149] [0150] [0150] [0151]
- Comprehensive Organic Transformations: A Guide to Functional Group Preparations **RICHARD C. LAROCK** Tetrahedron Letter John Wiley & Sons Inc. 19870000 vol. 28, 4489-4492 [0146] [0147]
- **YAKUJI NIPPO SHA** Japanese Pharmaceutical Excipients directory 201620160000 [0157]
- Nature Reviews Cancer, 2012, vol. 12, 252-264 [0160]

- Cancer Cell, 2015, vol. 27, 450-461 [\[0160\]](#)
- Cancer Res, 1975, vol. 35, 92434-9 [\[0506\]](#)
- Cancer Res., 1975, vol. 35, 92434-9 [\[0509\]](#)
- Cancer Res., 2012, vol. 72, 4917-27 [\[0513\]](#)
- Cancer Res., 2013, vol. 73, 123591-603 [\[0515\]](#)

KOMBINATION, DER OMFATTER EN EP4-ANTAGONIST OG EN IMMUNCHECKPOINT-HÆMMER

PATENTKRAV

1. Lægemiddel, der omfatter en kombination af en forbindelse, der er repræsenteret ved formelen (I-2),
5 et salt deraf, et N-oxid deraf eller et solvat deraf, og en immuncheckpoint-hæmmer,



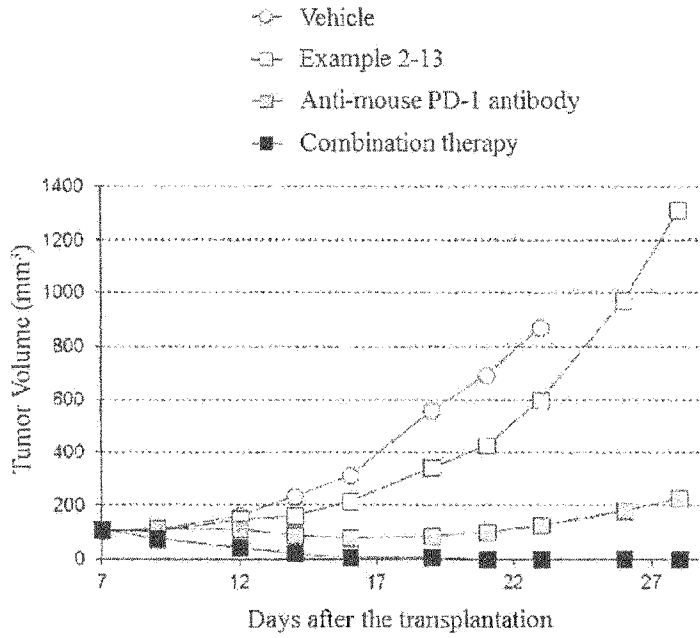
- hvor R^1 repræsenterer COOR^8 ,
hvor R^8 repræsenterer et hydrogenatom, og
 L^1 repræsenterer C1-5-alkylen, C2-5-alkenylen eller C2-5-alkynylen,
10 R^{6a} repræsenterer et hydrogenatom eller halogen,
 R^4 repræsenterer halogen, C1-4-alkyl eller C1-4-haloalkyl,
 R^{11} repræsenterer C1-6-alkyl, C3-6-cycloalkyl, phenyl eller en fire- til seksleddet heterocyklisk ring og kan substitueres med én til tre R^{13} , hvor, når der eksisterer en flerhed af R^{13} , flerheden af R^{13} hver uafhængigt kan være ens eller forskellige, og
15 R^{13} repræsenterer halogen, C1-6-alkyl, C3-6-cycloalkyl, C1-4-alkoxy, en hydroxylgruppe, -
 $\text{NR}^{20}\text{R}^{21}$, benzen eller en fire- til seksleddet heterocyklisk ring,
hvor R^{20} og R^{21} hver uafhængigt repræsenterer et hydrogenatom eller C1-4-alkyl, og
ra repræsenterer et heltal på 0 til 2.
2. Lægemiddel ifølge krav 1, hvilket lægemiddel omfatter en kombination af 4-[4-cyano-2-
20 ([(2'R,4S)-6-(isopropylcarbonyl)-2,3-dihydrospiro[chromen-4,1'-cyclopropan]-2'-yl]carbonyl)amino)phenyl]smørsyre, et salt deraf, eller et solvat deraf og en immuncheckpoint-hæmmer.
3. Lægemiddel ifølge krav 1 eller 2, hvor immuncheckpoint-hæmmeren er en hæmmer af et immuncheckpoint-molekyle valgt fra gruppen bestående af CTLA-4, PD-1, PD-L1, PD-L2, LAG-3, TIM3, BTLA, B7H3, B7H4, CD160, CD39, CD73, A2aR, KIR, VISTA, IDO1, Arginase I, TIGIT og CD115.
- 25 4. Lægemiddel ifølge et hvilket som helst af kravene 1 til 3, hvor immuncheckpoint-hæmmeren er et anti-PD-1 antistof eller et anti-CTLA-4-antistof.
5. Lægemiddel ifølge et hvilket som helst af kravene 1 til 4 til anvendelse i behandling af cancer.
6. Lægemiddel til anvendelse ifølge krav 5, hvor canceren er mavecancer, colorektal cancer, lungecancer, nyrrecancer eller ondartet melanom.

- 2 -

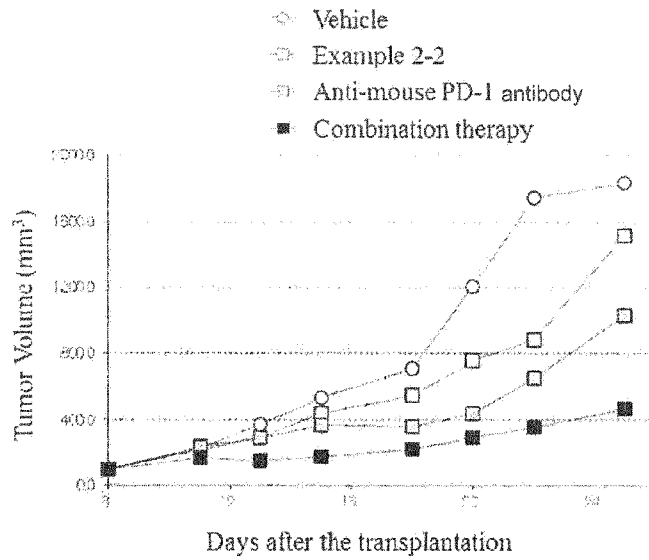
7. Forbindelse, der er repræsenteret ved formlen (I-2) ifølge krav 1, et salt deraf, et solvat deraf eller et N-oxid deraf til anvendelse i behandling af cancer, hvor forbindelsen, et salt deraf, et solvat deraf, eller et N-oxid deraf, indgives i kombination med en immunchekpoint-hæmmer.
8. Forbindelse til anvendelse ifølge krav 7, hvor forbindelsen er 4-[4-cyano-2-((2'R,4S)-6-(isopropylcarbamoyl)-2,3-dihydrospiro[chromen-4,1'-cyclopropan]-2'-yl)carbonyl)amino)phenyl]smørsyre, et salt deraf eller et solvat deraf.
9. Terapeutisk middel til anvendelse i behandling af cancer, hvilket middel omfatter en kombination af forbindelsen repræsenteret ved formlen (I-2) ifølge krav 1, et salt deraf, et solvat deraf, eller et N-oxid deraf og en immunchekpoint-hæmmer.
10. 10. Terapeutisk middel til anvendelse i behandling af cancer, hvilket middel indeholder forbindelsen repræsenteret ved formlen (I-2) ifølge krav 1, et salt deraf, et N-oxid deraf, eller et solvat deraf som en aktiv bestanddel, der er kendetegnet ved at blive indgivet i kombination med en immunchekpoint-hæmmer.
11. Terapeutisk middel til anvendelse i behandling af cancer, hvilket middel indeholder en immunchekpoint-hæmmer som en aktiv bestanddel, der er kendetegnet ved at blive indgivet i kombination med forbindelsen repræsenteret ved formlen (I-2) ifølge krav 1, et salt deraf, et N-oxid deraf eller et solvat deraf.
12. Terapeutisk middel til anvendelse ifølge krav 10 eller 11, hvor forbindelsen er 4-[4-cyano-2-((2'R,4S)-6-(isopropylcarbamoyl)-2,3-dihydrospiro[chromen-4,1'-cyclopropan]-2'-yl)carbonyl)amino)phenyl]smørsyre, et salt deraf eller et solvat deraf.
13. Forbindelse til anvendelse ifølge krav 7 eller 8 eller terapeutisk middel til anvendelse ifølge et hvilket som helst af kravene 9 til 12, hvor immunchekpoint-hæmmeren er en hæmmer af et immunchekpoint-molekyle valgt fra gruppen bestående af CTLA-4, PD-1, PD-L1, PD-L2, LAG-3, TIM3, BTLA, B7H3, B7H4, CD160, CD39, CD73, A2aR, KIR, VISTA, IDO1, Arginase I, TIGIT og CD115.
14. Forbindelse til anvendelse ifølge krav 7, 8 eller 13 eller terapeutisk middel til anvendelse ifølge et hvilket som helst af kravene 9 til 13, hvor immunchekpoint-hæmmeren er et anti-PD-1-antistof eller et anti-CTLA-4-antistof.
15. Forbindelse til anvendelse ifølge krav 7, 8, 13 eller 14 eller terapeutisk middel til anvendelse ifølge et hvilket som helst af kravene 9 til 14, hvor canceren er mavecancer, colorektal cancer, lungecancer, nyrecancer eller ondartet melanom.
16. Immunchekpoint-hæmmer til anvendelse i behandling af cancer, hvor forbindelsen indgives i kombination med en forbindelse repræsenteret ved formlen (I-2) ifølge krav 1, et salt deraf, et solvat deraf, et N-oxid deraf.

DRAWINGS

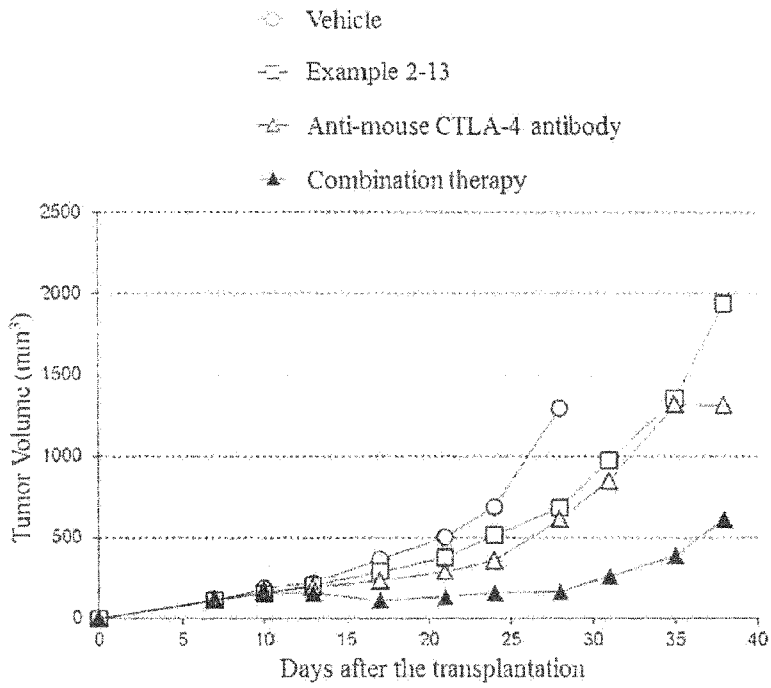
[FIG. 1]



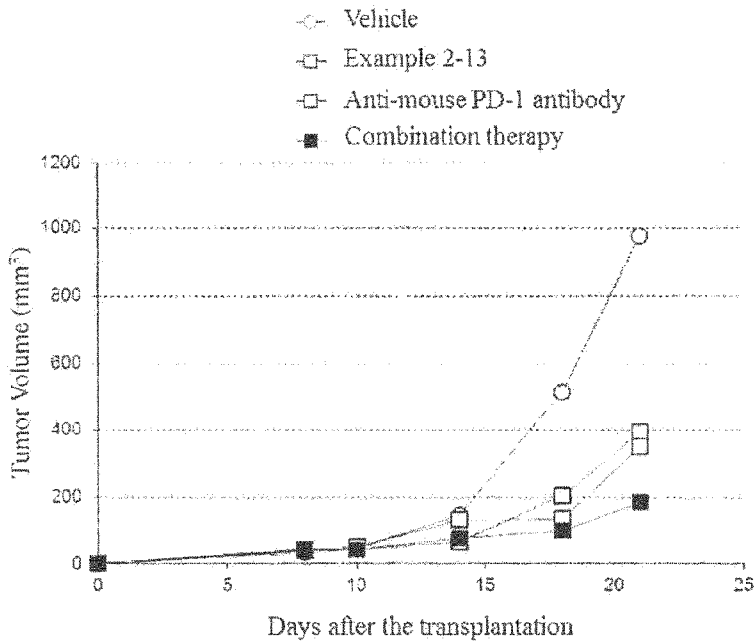
[FIG. 2]



[FIG. 3]



[FIG. 4]



[FIG. 5]

