



US00D375617S

# United States Patent [19] Orzeck

[11] Patent Number: **Des. 375,617**  
[45] Date of Patent: **\*\*Nov. 19, 1996**

[54] **SHOE UPPER**  
[75] Inventor: **Toren P. B. Orzeck**, Portland, Oreg.  
[73] Assignee: **Nike, Inc.**, Beaverton, Oreg.  
[\*\*] Term: **14 Years**  
[21] Appl. No.: **44,698**  
[22] Filed: **Sep. 29, 1995**

D. 335,389 5/1993 Hatfield et al. .  
D. 335,570 5/1993 Hatfield et al. .  
D. 336,973 7/1993 Fritcher .  
D. 342,369 12/1993 Lamson ..... D2/906  
D. 348,351 7/1994 Orzeck ..... D2/969  
D. 364,266 11/1995 Orzeck ..... D2/969  
2,902,780 9/1959 Bellew ..... 36/2.5  
4,616,432 10/1986 Bunch et al. .... 36/45 X  
4,617,746 10/1986 Hannah ..... 36/133  
5,392,535 2/1995 Van Noy et al. .... 36/88

### Related U.S. Application Data

*Primary Examiner*—Doris V. Coles  
*Attorney, Agent, or Firm*—Banner & Allegretti, Ltd.

[63] Continuation-in-part of Ser. No. 32,083, Dec. 6, 1994, Pat. No. Des. 364,266.  
[52] **U.S. Cl.** ..... **D2/969**  
[58] **Field of Search** ..... D2/969, 970, 902, D2/944, 906, 912; 36/45, 50.1, 102-107, 116, 114, 133, 129, 128, 88

### [57] CLAIM

The ornamental design for a shoe upper, as shown and described.

### DESCRIPTION


### [56] References Cited

FIG. 1 is a side elevational view of a shoe upper showing my new design;  
FIG. 2 is a side elevational view of the other side thereof;  
FIG. 3 is a front elevational view thereof;  
FIG. 4 is a rear elevational view; and,  
FIG. 5 is a top plan view thereof.  
The broken line showing of a shoe sole in FIGS. 1-5 is for illustrative purposes only and forms no part of the claimed design.

### U.S. PATENT DOCUMENTS

D. 114,276 4/1939 Allen ..... D2/944  
D. 135,866 6/1943 Sandler .  
D. 170,782 11/1953 Wegner .  
D. 281,458 11/1985 Roberts et al. .... D2/944  
D. 294,422 3/1988 Gamm .  
D. 300,782 4/1989 Brown et al. .  
D. 326,177 5/1992 Miller et al. .

**1 Claim, 3 Drawing Sheets**



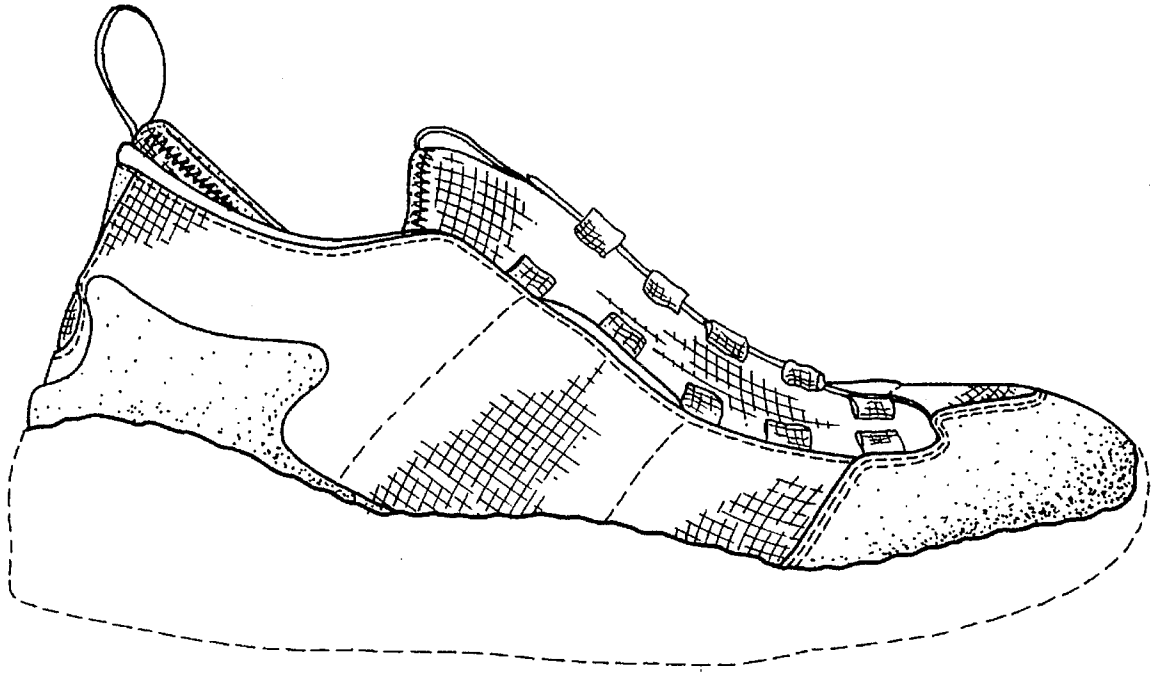


FIG. 1

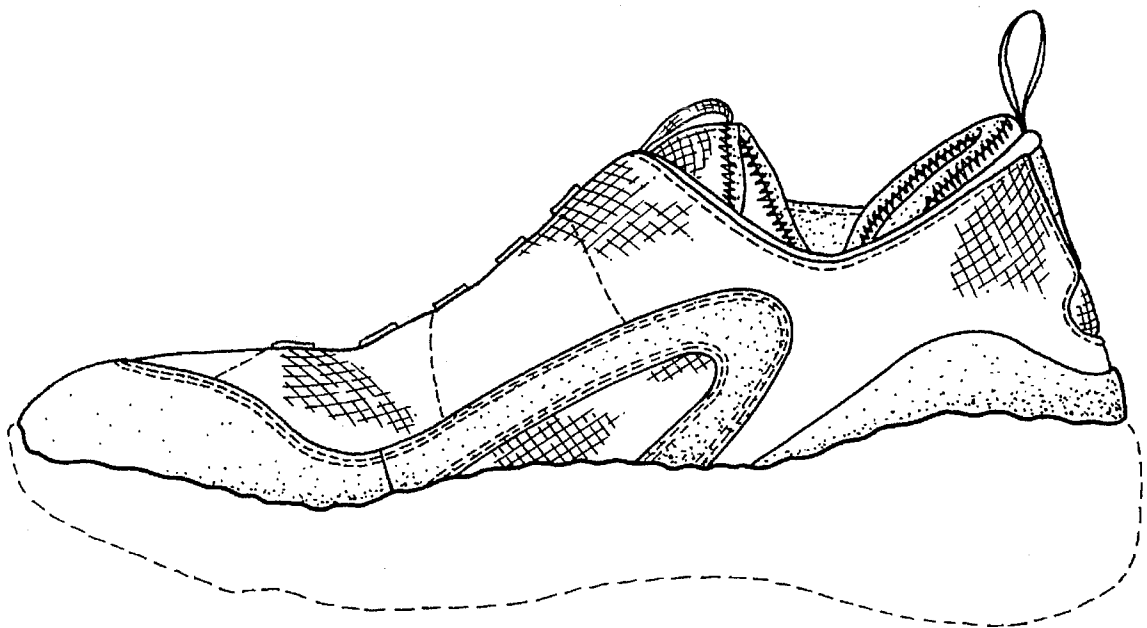


FIG. 2

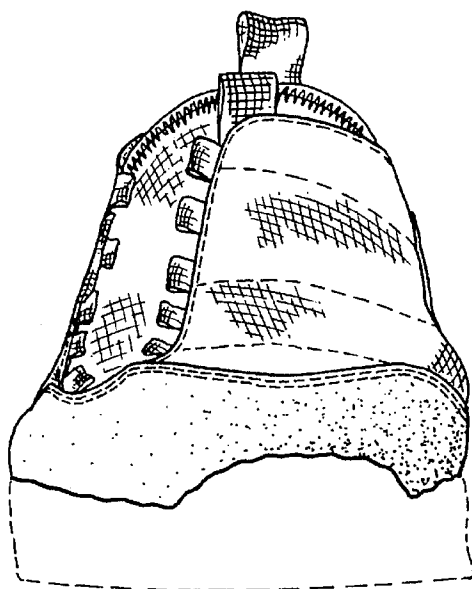


FIG. 3

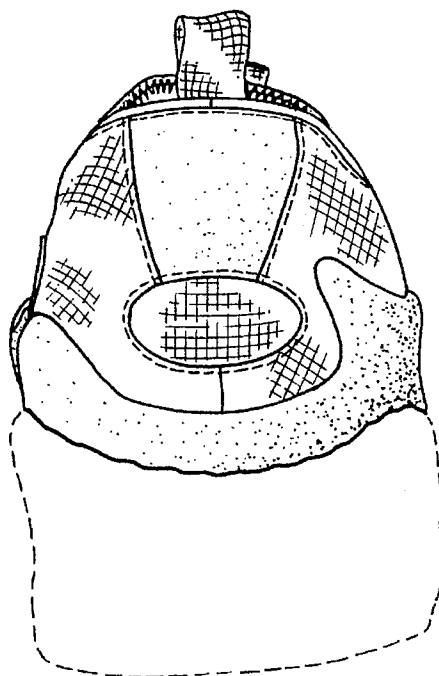


FIG. 4




FIG. 5