



(86) Date de dépôt PCT/PCT Filing Date: 2005/06/14

(87) Date publication PCT/PCT Publication Date: 2005/12/29

(85) Entrée phase nationale/National Entry: 2006/12/11

(86) N° demande PCT/PCT Application No.: EP 2005/052732

(87) N° publication PCT/PCT Publication No.: 2005/123707

(30) Priorités/Priorities: 2004/06/18 (DKPA 2004 00959);
2004/06/22 (US60/581,363)

(51) Cl.Int./Int.Cl. *C07D 295/033* (2006.01),
A61K 31/495 (2006.01), *A61P 25/00* (2006.01),
C07D 295/073 (2006.01), *C07D 295/096* (2006.01)

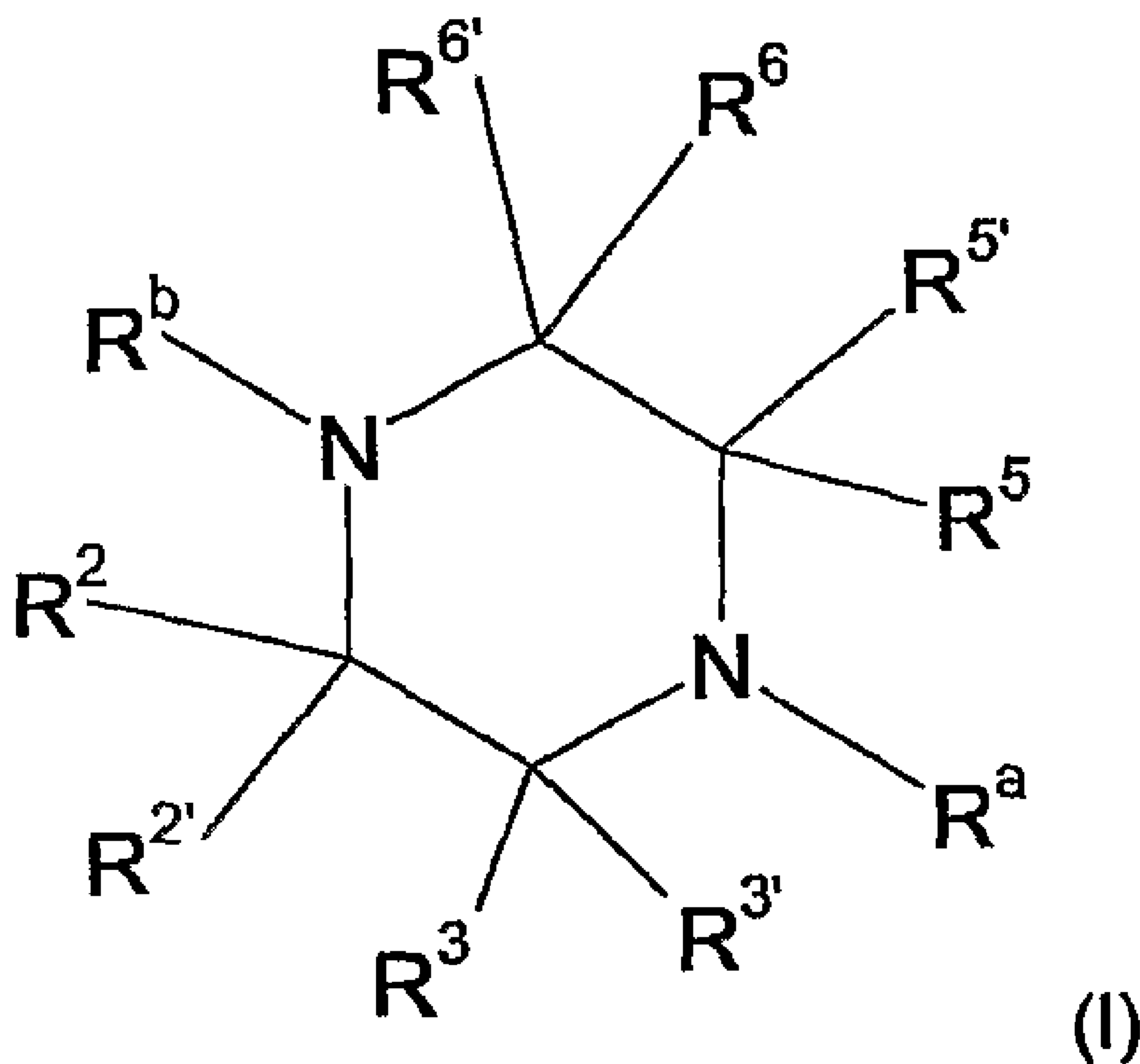
(71) Demandeur/Applicant:
NEUROSEARCH A/S, DK

(72) Inventeurs/Inventors:
PETERS, DAN, DK;
OLSEN, GUNNAR M., DK;
NIELSEN, ELSEBET OESTERGAARD, DK;
SCHEEL-KRUEGER, JOERGEN, DK

(74) Agent: MCCARTHY TETRAULT LLP

(54) Titre : NOUVEAUX DERIVES DE PIPERAZINE ALKYLE SUBSTITUES ET LEUR UTILISATION COMME
INHIBITEURS DU RECAPTAGE DU NEUROTRANSMETTEUR MONOAMINE

(54) Title: NOVEL ALKYL SUBSTITUTED PIPERAZINE DERIVATIVES AND THEIR USE AS MONOAMINE
NEUROTRANSMITTER RE-UP TAKE INHIBITORS



(57) Abrégé/Abstract:

This invention relates to novel alkyl substituted piperazine derivatives useful as monoamine neurotransmitter re-uptake inhibitors. In other aspects the invention relates to the use of these compounds in a method for therapy and to pharmaceutical compositions comprising the compounds of the invention.

(12) INTERNATIONAL APPLICATION PUBLISHED UNDER THE PATENT COOPERATION TREATY (PCT)

(19) World Intellectual Property
Organization
International Bureau



(43) International Publication Date
29 December 2005 (29.12.2005)

PCT

(10) International Publication Number
WO 2005/123707 A1

(51) International Patent Classification⁷: **C07D 295/033**,
A61K 31/495, A61P 25/00, C07D 295/073, 295/096

(21) International Application Number:
PCT/EP2005/052732

(22) International Filing Date: 14 June 2005 (14.06.2005)

(25) Filing Language: English

(26) Publication Language: English

(30) Priority Data:
PA 2004 00959 18 June 2004 (18.06.2004) DK
60/581,363 22 June 2004 (22.06.2004) US

CO, CR, CU, CZ, DE, DK, DM, DZ, EC, EE, EG, ES, FI, GB, GD, GE, GH, GM, HR, HU, ID, IL, IN, IS, JP, KE, KG, KM, KP, KR, KZ, LC, LK, LR, LS, LT, LU, LV, MA, MD, MG, MK, MN, MW, MX, MZ, NA, NG, NI, NO, NZ, OM, PG, PH, PL, PT, RO, RU, SC, SD, SE, SG, SK, SL, SM, SY, TJ, TM, TN, TR, TT, TZ, UA, UG, US, UZ, VC, VN, YU, ZA, ZM, ZW.

(84) Designated States (unless otherwise indicated, for every kind of regional protection available): ARIPO (BW, GH, GM, KE, LS, MW, MZ, NA, SD, SL, SZ, TZ, UG, ZM, ZW), Eurasian (AM, AZ, BY, KG, KZ, MD, RU, TJ, TM), European (AT, BE, BG, CH, CY, CZ, DE, DK, EE, ES, FI, FR, GB, GR, HU, IE, IS, IT, LT, LU, MC, NL, PL, PT, RO, SE, SI, SK, TR), OAPI (BF, BJ, CF, CG, CI, CM, GA, GN, GQ, GW, ML, MR, NE, SN, TD, TG).

(71) Applicant (for all designated States except US): **NeuroSearch A/S** [DK/DK]; 93 Pederstrupvej, DK-2750 Ballerup (DK).

(72) Inventors; and

(75) Inventors/Applicants (for US only): **PETERS, Dan** [SE/DK]; c/o NeuroSearch A/S, 93 Pederstrupvej, DK-2750 Ballerup (DK). **OLSEN, Gunnar, M.** [DK/DK]; c/o NeuroSearch A/S, 93 Pederstrupvej, DK-2750 Ballerup (DK). **NIELSEN, Elsebet, Østergaard** [DK/DK]; c/o NeuroSearch A/S, 93 Pederstrupvej, DK-2750 Ballerup (DK). **SCHEEL-KRÜGER, Jørgen** [DK/DK]; c/o NeuroSearch A/S, 93 Pederstrupvej, DK-2750 Ballerup (DK).

(74) Common Representative: **NeuroSearch A/S**; Patent Department, 93 Pederstrupvej, DK-2750 Ballerup (DK).

(81) Designated States (unless otherwise indicated, for every kind of national protection available): AE, AG, AL, AM, AT, AU, AZ, BA, BB, BG, BR, BW, BY, BZ, CA, CH, CN,

Declaration under Rule 4.17:

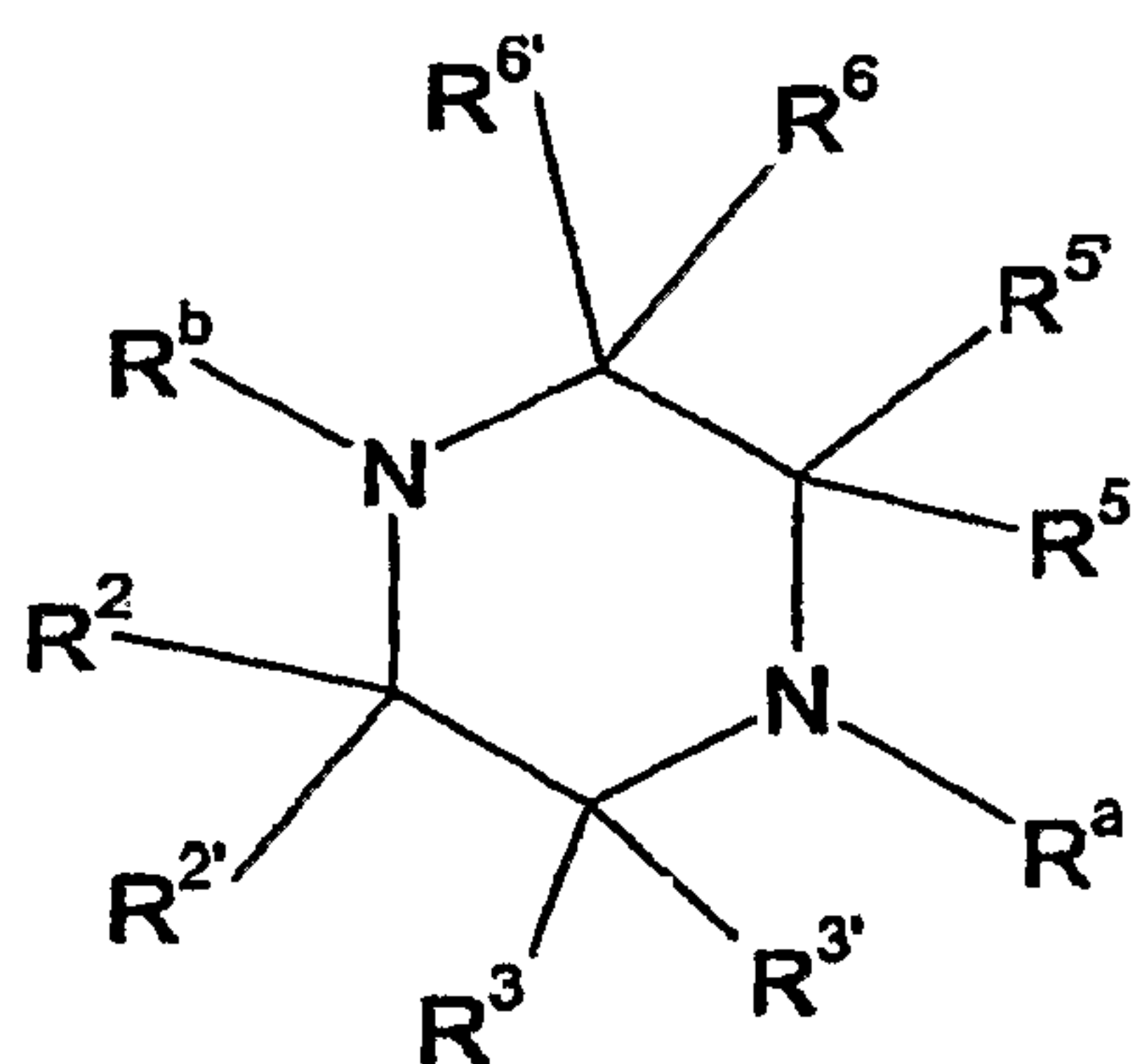
— as to applicant's entitlement to apply for and be granted a patent (Rule 4.17(ii)) for the following designations AE, AG, AL, AM, AT, AU, AZ, BA, BB, BG, BR, BW, BY, BZ, CA, CH, CN, CO, CR, CU, CZ, DE, DK, DM, DZ, EC, EE, EG, ES, FI, GB, GD, GE, GH, GM, HR, HU, ID, IL, IN, IS, JP, KE, KG, KM, KP, KR, KZ, LC, LK, LR, LS, LT, LU, LV, MA, MD, MG, MK, MN, MW, MX, MZ, NA, NG, NI, NO, NZ, OM, PG, PH, PL, PT, RO, RU, SC, SD, SE, SG, SK, SL, SM, SY, TJ, TM, TN, TR, TT, TZ, UA, UG, UZ, VC, VN, YU, ZA, ZM, ZW, ARIPO patent (BW, GH, GM, KE, LS, MW, MZ, NA, SD, SL, SZ, TZ, UG, ZM, ZW), Eurasian patent (AM, AZ, BY, KG, KZ, MD, RU, TJ, TM), European patent (AT, BE, BG, CH, CY, CZ, DE, DK, EE, ES, FI, FR, GB, GR, HU, IE, IS, IT, LT, LU, MC, NL, PL, PT, RO, SE, SI, SK, TR), OAPI patent (BF, BJ, CF, CG, CI, CM, GA, GN, GQ, GW, ML, MR, NE, SN, TD, TG)

Published:

— with international search report

[Continued on next page]

(54) Title: NOVEL ALKYL SUBSTITUTED PIPERAZINE DERIVATIVES AND THEIR USE AS MONOAMINE NEUROTRANSMITTER RE-UP TAKE INHIBITORS



(I)

(57) Abstract: This invention relates to novel alkyl substituted piperazine derivatives useful as monoamine neurotransmitter re-uptake inhibitors. In other aspects the invention relates to the use of these compounds in a method for therapy and to pharmaceutical compositions comprising the compounds of the invention.

WO 2005/123707 A1



— *before the expiration of the time limit for amending the claims and to be republished in the event of receipt of amendments*

For two-letter codes and other abbreviations, refer to the "Guidance Notes on Codes and Abbreviations" appearing at the beginning of each regular issue of the PCT Gazette.

NOVEL ALKYL SUBSTITUTED PIPERAZINE DERIVATIVES AND THEIR USE AS MONOAMINE NEUROTRANSMITTER RE-UP TAKE INHIBITORS

TECHNICAL FIELD

5

This invention relates to novel alkyl substituted piperazine derivatives useful as monoamine neurotransmitter re-uptake inhibitors.

In other aspects the invention relates to the use of these compounds in a method for therapy and to pharmaceutical compositions comprising the compounds of
10 the invention.

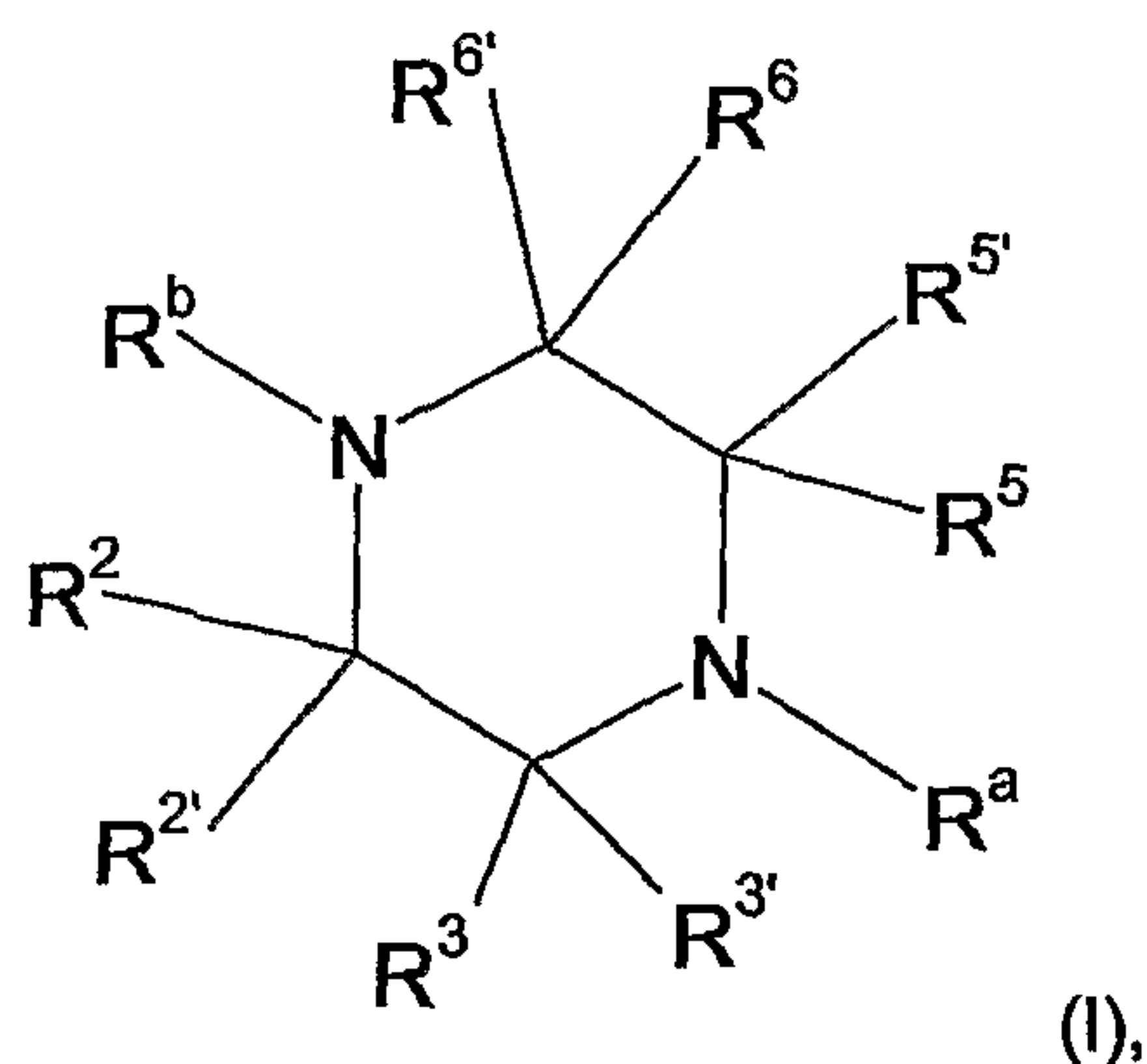
BACKGROUND ART

WO 97/30997 (NeuroSearch A/S) describes tropane derivatives active as
15 neurotransmitter re-uptake inhibitors.

However, there is still a strong need for compounds with an optimised pharmacological profile as regards the activity on reuptake of the monoamine neurotransmitters serotonin, dopamine and noradrenaline, such as the ratio of the serotonin reuptake versus the noradrenaline and dopamine reuptake activity.
20

SUMMARY OF THE INVENTION

In its first aspect, the invention provides a piperazine derivative of the Formula I:



25

any of its isomers or any mixture of its isomers, or a pharmaceutically acceptable salt thereof,

wherein R^a , R^b , R^2 , $R^{2'}$, R^3 , $R^{3'}$, R^5 , $R^{5'}$, R^6 and $R^{6'}$ are as defined below.

In its second aspect, the invention provides a pharmaceutical composition,
30 comprising a therapeutically effective amount of a compound of the invention, or any of its isomers or any mixture of its isomers, or a pharmaceutically acceptable salt thereof, together with at least one pharmaceutically acceptable carrier, excipient or diluent.

In a further aspect, the invention provides the use of a compound of the invention, any of its isomers or any mixture of its isomers, or a pharmaceutically acceptable salt thereof, for the manufacture of a pharmaceutical composition for the treatment, prevention or alleviation of a disease or a disorder or a condition of a mammal, including a human, which disease, disorder or condition is responsive to inhibition of monoamine neurotransmitter re-uptake in the central nervous system.

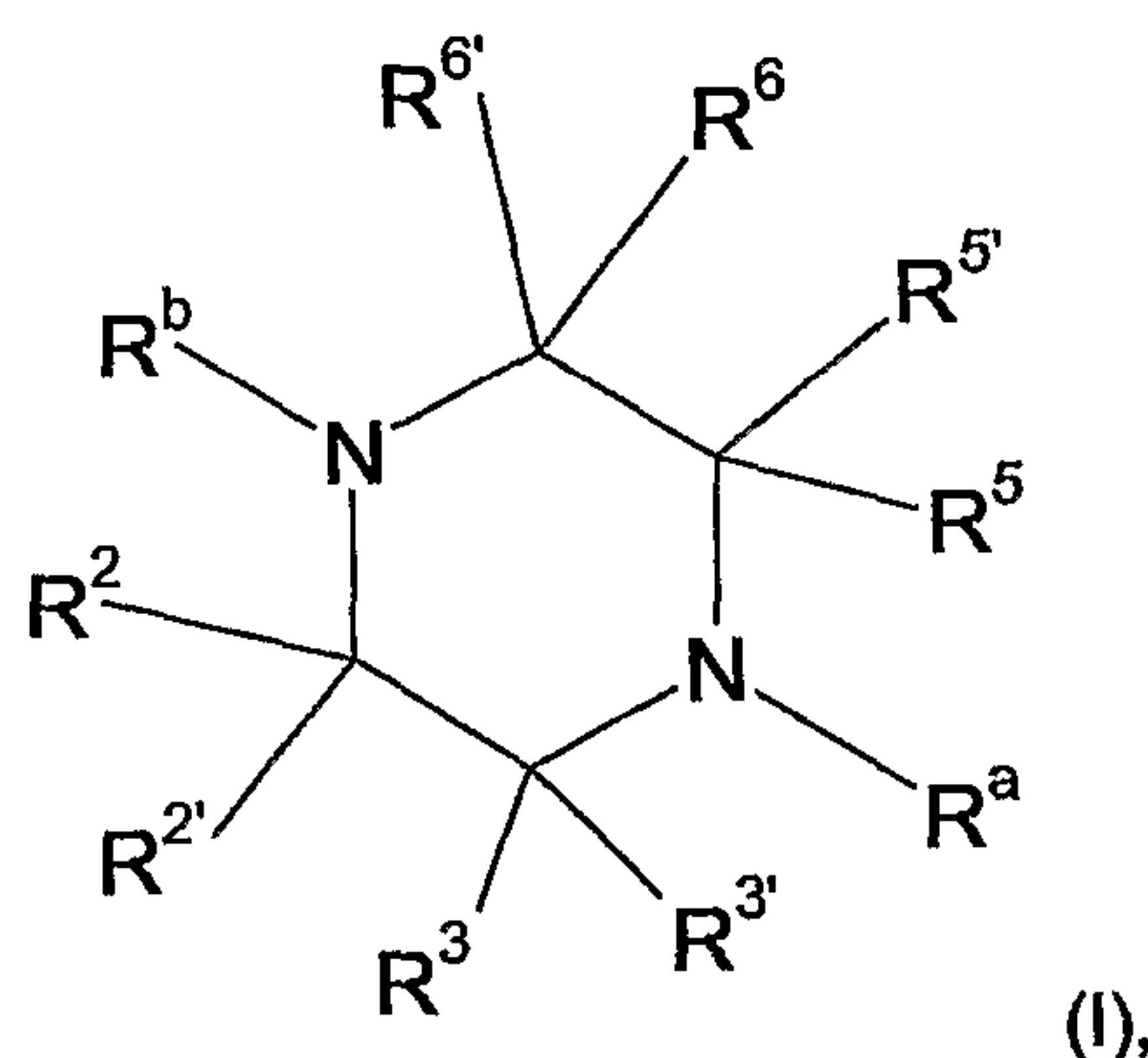
In a still further aspect, the invention relates to a method for treatment, prevention or alleviation of a disease or a disorder or a condition of a living animal body, including a human, which disorder, disease or condition is responsive to responsive to inhibition of monoamine neurotransmitter re-uptake in the central nervous system, which method comprises the step of administering to such a living animal body in need thereof a therapeutically effective amount of a compound of the invention, any of its isomers or any mixture of its isomers, or a pharmaceutically acceptable salt thereof.

Other objects of the invention will be apparent to the person skilled in the art from the following detailed description and examples.

DETAILED DISCLOSURE OF THE INVENTION

Alkyl substituted piperazine derivatives

In its first aspect the present invention provides piperazine derivatives of formula I:



any of its isomers or any mixture of its isomers,
or a pharmaceutically acceptable salt thereof,
wherein

R^a represents hydrogen or alkyl;

which alkyl is optionally substituted with one or more substituents independently selected from the group consisting of:

halo, trifluoromethyl, trifluoromethoxy, cyano, hydroxy, amino, nitro, alkoxy, cycloalkoxy, alkyl, cycloalkyl, cycloalkylalkyl, alkenyl and alkynyl;

R^b represents an aryl or a heteroaryl group,

3

which aryl or heteroaryl group is optionally substituted with one or more substituents independently selected from the group consisting of:

halo, trifluoromethyl, trifluoromethoxy, cyano, hydroxy, amino, nitro, alkoxy, cycloalkoxy, alkyl, cycloalkyl, cycloalkylalkyl, alkenyl and alkynyl;

each of R^2 , $R^{2'}$, R^3 , $R^{3'}$, R^5 , $R^{5'}$, R^6 and $R^{6'}$ independently of each other represents hydrogen or alkyl;

with the proviso that at least one of R^2 , $R^{2'}$, R^3 , $R^{3'}$, R^5 , $R^{5'}$, R^6 and $R^{6'}$ represents alkyl.

In one embodiment, R^a represents hydrogen or alkyl. In a special embodiment, R^a represents hydrogen. In a further embodiment, R^a represents alkyl, such as methyl.

In a still further embodiment, R^b represents an optionally substituted aryl, such as an optionally substituted phenyl.

In a further embodiment, R^b represents a phenyl group, which phenyl group is optionally substituted with one or more substituents independently selected from the group consisting of: halo, trifluoromethyl, trifluoromethoxy, cyano and alkoxy.

In a still further embodiment, R^b represents a phenyl group, which phenyl group is optionally substituted twice with halo. In a special embodiment, R^b represents dichloro-phenyl, such as 3,4-dichloro-phenyl or 2,4-dichlorophenyl.

In a further embodiment, R^b represents a phenyl group, which phenyl group is substituted once with halo. In a special embodiment, R^b represents chloro-phenyl, such as 4-chloro-phenyl. In a further embodiment, R^b represents bromo-phenyl, such as 4-bromo-phenyl. In a still further embodiment, R^b represents iodo-phenyl, such as 4-iodo-phenyl.

In a still further embodiment, R^b represents a phenyl group, which phenyl group is substituted once with trifluoromethyl or trifluoromethoxy. In a special embodiment, R^b represents trifluoromethyl-phenyl, such as 4-trifluoromethyl-phenyl. In a further embodiment, R^b represents trifluoromethoxy-phenyl, such as 4-trifluoromethoxy-phenyl.

In a further embodiment, R^b represents a naphthyl group, which naphthyl group is optionally substituted with one or more substituents independently selected from the group consisting of: halo, trifluoromethyl, trifluoromethoxy, cyano and alkoxy. In a special embodiment, R^b represents naphthyl, such as naphthalen-2-yl. In a further embodiment, R^b represents alkoxynaphthyl, such as methoxynaphthyl, such as 6-methoxy-naphthalen-2-yl.

In a further embodiment, two of R^2 , $R^{2'}$, R^3 , $R^{3'}$, R^5 , $R^{5'}$, R^6 and $R^{6'}$ represent alkyl; and the remaining six of R^2 , $R^{2'}$, R^3 , $R^{3'}$, R^5 , $R^{5'}$, R^6 and $R^{6'}$ represent hydrogen.

In a special embodiment, R^2 and R^5 represent alkyl, such as methyl; and $R^{2'}$, R^3 , $R^{3'}$, $R^{5'}$, R^6 and $R^{6'}$ represent hydrogen. In a further embodiment, R^3 and R^5 represent alkyl, such as methyl; and R^2 , $R^{2'}$, $R^{3'}$, $R^{5'}$, R^6 and $R^{6'}$ represent hydrogen. In a still

further embodiment, R^2 and R^6 represent alkyl, such as methyl; and $R^{2'}$, R^3 , $R^{3'}$, R^5 , $R^{5'}$ and $R^{6'}$ represent hydrogen. In a still further embodiment, R^3 represents alkyl, such as methyl; and R^2 , $R^{2'}$, $R^{3'}$, R^5 , $R^{5'}$, R^6 and $R^{6'}$ represent hydrogen.

In a special embodiment, the compound of the invention is a *trans*-dialkyl-piperazine derivative, such as a *trans*-dimethyl-piperazine derivative, such as a *trans*-2,5-dimethyl-piperazine derivative. In a further embodiment, the compound of the invention is a *cis*-dialkyl-piperazine derivative, such as a *cis*-dimethyl-piperazine derivative, such as a *cis*-3,5-dimethyl-piperazine derivative or a *cis*-2,6-dimethyl-piperazine derivative.

10 In a special embodiment the chemical compound of the invention is

1-(3,4-Dichloro-phenyl)-2,5-dimethyl-piperazine;
 1-(3,4-Dichloro-phenyl)-3,5-dimethyl-piperazine;
 1-(4-Chloro-phenyl)-2,5-dimethyl-piperazine;
 15 1-(4-Iodo-phenyl)-2,5-dimethyl-piperazine;
 1-(3,4-Dichloro-phenyl)-2,6-dimethyl-piperazine
 1-(4-Bromo-phenyl)-2,5-dimethyl-piperazine;
 1-(4-Trifluoromethyl-phenyl)-2,5-dimethyl-piperazine;
 1-(4-Trifluoromethoxy-phenyl)-2,5-dimethyl-piperazine;
 20 1-(2,4-Dichloro-phenyl)-2,5-dimethyl-piperazine;
 1-(2,4-Dichloro-phenyl)-3,5-dimethyl-piperazine;
 1-(3,4-Dichloro-phenyl)-3-methyl-piperazine;
 1-(2-Naphthyl)-2,5-dimethyl-piperazine;
 1-(6-Methoxy-naphth-2-yl)-2,5-dimethyl-piperazine;
 25 1-(3,4-Dichloro-phenyl)-4-methyl-2,5-dimethyl-piperazine;
 1-(3,4-Dichloro-phenyl)-4-methyl-3,5-dimethyl-piperazine;
 1-(4-Chloro-phenyl)-4-methyl-2,5-dimethyl-piperazine;
 1-(3,4-Dichloro-phenyl)-4-methyl-2,6-dimethyl-piperazine;
 1-(4-Trifluoromethoxy-phenyl)-4-methyl-2,5-dimethyl-piperazine;
 30 1-(2-Naphthyl)-4-methyl-2,5-dimethyl-piperazine;
 any of its isomers or any mixture of its isomers, or a pharmaceutically acceptable salt thereof.

In a special embodiment the chemical compound of the invention is

(±)-1-(3,4-Dichloro-phenyl)-*trans*-2,5-dimethyl-piperazine;
 35 1-(3,4-Dichloro-phenyl)-*cis*-3,5-dimethyl-piperazine;
 (±)-1-(4-Chloro-phenyl)-*trans*-2,5-dimethyl-piperazine;
 (±)-1-(4-Iodo-phenyl)-*trans*-2,5-dimethyl-piperazine;
 1-(3,4-Dichloro-phenyl)-*cis*-2,6-dimethyl-piperazine
 (±)-1-(4-Bromo-phenyl)-*trans*-2,5-dimethyl-piperazine;

- (±)-1-(4-Trifluoromethyl-phenyl)-*trans*-2,5-dimethyl-piperazine;
 (±)-1-(4-Trifluoromethoxy-phenyl)-*trans*-2,5-dimethyl-piperazine;
 (±)-1-(2,4-Dichloro-phenyl)-*trans*-2,5-dimethyl-piperazine;
 (1-(2,4-Dichloro-phenyl)-*cis*-3,5-dimethyl-piperazine;
 5 (±)-1-(3,4-Dichloro-phenyl)-3-methyl-piperazine;
 (±)-1-(2-Naphthyl)-*trans*-2,5-dimethyl-piperazine;
 (±)-1-(6-Methoxy-naphth-2-yl)-*trans*-2,5-dimethyl-piperazine;
 1-(3,4-Dichloro-phenyl)-4-methyl-*trans*-2,5-dimethyl-piperazine;
 (±)-1-(3,4-Dichloro-phenyl)-4-methyl-*cis*-3,5-dimethyl-piperazine;
 10 (±)-1-(4-Chloro-phenyl)-4-methyl-*trans*-2,5-dimethyl-piperazine;
 1-(3,4-Dichloro-phenyl)-4-methyl-*cis*-2,6-dimethyl-piperazine;
 (±)-1-(4-Trifluoromethoxy-phenyl)-4-methyl-*trans*-2,5-dimethyl-piperazine;
 (±)-1-(2-Naphthyl)-4-methyl-*trans*-2,5-dimethyl-piperazine;
 or a pharmaceutically acceptable salt thereof.

15

Any combination of two or more of the embodiments as described above is considered within the scope of the present invention.

Definition of Substituents

20 In the context of this invention halo represents fluoro, chloro, bromo or iodo.

In the context of this invention an alkyl group designates a univalent saturated, straight or branched hydrocarbon chain. The hydrocarbon chain preferably contains of from one to six carbon atoms (C₁₋₆-alkyl), including pentyl, isopentyl, neopentyl, tertiary pentyl, hexyl and isohexyl. In a preferred embodiment alkyl represents a C₁₋₄-
 25 alkyl group, including butyl, isobutyl, secondary butyl, and tertiary butyl. In another preferred embodiment of this invention alkyl represents a C₁₋₃-alkyl group, which may in particular be methyl, ethyl, propyl or isopropyl.

In the context of this invention an alkenyl group designates a carbon chain containing one or more double bonds, including di-enes, tri-enes and poly-enes. In a
 30 preferred embodiment the alkenyl group of the invention comprises of from two to six carbon atoms (C₂₋₆-alkenyl), including at least one double bond. In a most preferred embodiment the alkenyl group of the invention is ethenyl; 1- or 2-propenyl; 1-, 2- or 3-butenyl, or 1,3-butadienyl; 1-, 2-, 3-, 4- or 5-hexenyl, or 1,3-hexadienyl, or 1,3,5-hexatrienyl.

35 In the context of this invention an alkynyl group designates a carbon chain containing one or more triple bonds, including di-yne, tri-yne and poly-yne. In a preferred embodiment the alkynyl group of the invention comprises of from two to six carbon atoms (C₂₋₆-alkynyl), including at least one triple bond. In its most preferred embodiment the alkynyl group of the invention is ethynyl; 1-, or 2-propynyl; 1-, 2-, or

3-butynyl, or 1,3-butadiynyl; 1-, 2-, 3-, 4-pentynyl, or 1,3-pentadiynyl; 1-, 2-, 3-, 4-, or 5-hexynyl, or 1,3-hexadiynyl or 1,3,5-hexatriynyl.

In the context of this invention a cycloalkyl group designates a cyclic alkyl group, preferably containing of from three to seven carbon atoms (C₃₋₇-cycloalkyl),
 5 including cyclopropyl, cyclobutyl, cyclopentyl, cyclohexyl and cycloheptyl.

Alkoxy is O-alkyl, wherein alkyl is as defined above.

Cycloalkoxy means O-cycloalkyl, wherein cycloalkyl is as defined above.

Cycloalkylalkyl means cycloalkyl as above and alkyl as above, meaning for example, cyclopropylmethyl.

Amino is NH₂ or NH-alkyl or N-(alkyl)₂, wherein alkyl is as defined above.

In the context of this invention an aryl group designates a carbocyclic aromatic ring system such as phenyl, naphthyl (1-naphthyl or 2-naphthyl) or fluorenyl.

10 In the context of this invention a heteroaryl group designates an aromatic mono- or bicyclic heterocyclic group, which holds one or more heteroatoms in its ring structure. Preferred heteroatoms include nitrogen (N), oxygen (O), and sulphur (S).

Preferred monocyclic heteroaryl groups of the invention include aromatic 5- and 6-membered heterocyclic monocyclic groups, including for example, but not
 15 limited to, oxazolyl (oxazol-2-yl, -4-yl, or -5-yl), isoxazolyl (isoxazol-3-yl, -4-yl, or -5-yl), thiazolyl (thiazol-2-yl, -4-yl, or -5-yl), isothiazolyl (isothiazol-3-yl, -4-yl, or -5-yl), 1,2,4-oxadiazolyl (1,2,4-oxadiazol-3-yl or -5-yl), 1,2,4-thiadiazolyl (1,2,4-thiadiazol-3-yl or -5-yl), 1,2,5-oxadiazolyl (1,2,5-oxadiazol-3-yl or -4-yl), 1,2,5-thiadiazolyl (1,2,5-thiadiazol-3-yl or -4-yl), imidazolyl (2-, 4-, or 5-imidazolyl), pyrrolyl (2- or 3-pyrrolyl),
 20 furanyl (2- or 3-furanyl), thienyl (2- or 3-thienyl), pyridyl (2-, 3- or 4-pyridyl), pyrimidyl (2-, 4-, 5- or 6-pyrimidyl), or pyridazinyl (3- or 4-pyridazinyl).

Preferred bicyclic heteroaryl groups of the invention include for example, but not limited to, indoliziny (2-, 5- or 6-indoliziny), indolyl (2-, 5- or 6-indolyl), isoindolyl (2-, 5- or 6-isoindolyl), indazolyl (1- or 3-indazolyl), benzofuranyl (2-, 5- or 6-
 25 benzofuranyl), benzo[b]thienyl (2-, 5- or 6-benzothienyl), benzimidazolyl (2-, 5- or 6-benzimidazolyl), benzoxazolyl (2-, 5- or 6-benzoxazolyl), benzothiazolyl (2-, 5- or 6-benzothiazolyl), benzo[d]isothiazolyl (1,2-benzo[d]isothiazol-3-yl), purinyl (2- or 8-purinyl), quinolinyl (2-, 3-, 6-, 7- or 8-quinolinyl), isoquinolinyl (1-, 3-, 5-, 6- or 7-isoquinolinyl), cinnolinyl (6- or 7-cinnolinyl), phthalazinyl (6- or 7-phthalazinyl),
 30 quinazolinyl (2-, 6- or 7-quinazolinyl), quinoxalinyl (2- or 6-quinoxalinyl), 1,8-naphthyridinyl (1,8-naphthyridin-2-, 3-, 6- or 7-yl), pteridinyl (2-, 6- or 7-pteridinyl), and indenyl (1-, 2-, 3-, 5- or 5-indenyl).

Pharmaceutically Acceptable Salts

35 The chemical compound of the invention may be provided in any form suitable for the intended administration. Suitable forms include pharmaceutically (i.e.

physiologically) acceptable salts, and pre- or prodrug forms of the chemical compound of the invention.

Examples of pharmaceutically acceptable addition salts include, without limitation, the non-toxic inorganic and organic acid addition salts such as the hydrochloride derived from hydrochloric acid, the hydrobromide derived from hydrobromic acid, the nitrate derived from nitric acid, the perchlorate derived from perchloric acid, the phosphate derived from phosphoric acid, the sulphate derived from sulphuric acid, the formate derived from formic acid, the acetate derived from acetic acid, the aconate derived from aconitic acid, the ascorbate derived from ascorbic acid, the benzenesulphonate derived from benzenesulphonic acid, the benzoate derived from benzoic acid, the cinnamate derived from cinnamic acid, the citrate derived from citric acid, the embonate derived from embonic acid, the enantate derived from enanthic acid, the fumarate derived from fumaric acid, the glutamate derived from glutamic acid, the glycolate derived from glycolic acid, the lactate derived from lactic acid, the maleate derived from maleic acid, the malonate derived from malonic acid, the mandelate derived from mandelic acid, the methanesulphonate derived from methane sulphonic acid, the naphthalene-2-sulphonate derived from naphthalene-2-sulphonic acid, the phthalate derived from phthalic acid, the salicylate derived from salicylic acid, the sorbate derived from sorbic acid, the stearate derived from stearic acid, the succinate derived from succinic acid, the tartrate derived from tartaric acid, the toluene-p-sulphonate derived from p-toluene sulphonic acid, and the like. Such salts may be formed by procedures well known and described in the art.

Other acids such as oxalic acid, which may not be considered pharmaceutically acceptable, may be useful in the preparation of salts useful as intermediates in obtaining a chemical compound of the invention and its pharmaceutically acceptable acid addition salt.

Examples of pharmaceutically acceptable cationic salts of a chemical compound of the invention include, without limitation, the sodium, the potassium, the calcium, the magnesium, the zinc, the aluminium, the lithium, the choline, the lysine, and the ammonium salt, and the like, of a chemical compound of the invention containing an anionic group. Such cationic salts may be formed by procedures well known and described in the art.

In the context of this invention the "onium salts" of N-containing compounds are also contemplated as pharmaceutically acceptable salts. Preferred "onium salts" include the alkyl-onium salts, the cycloalkyl-onium salts, and the cycloalkylalkyl-onium salts.

Examples of pre- or prodrug forms of the chemical compound of the invention include examples of suitable prodrugs of the substances according to the invention include compounds modified at one or more reactive or derivatizable groups of the parent compound. Of particular interest are compounds modified at a carboxyl group,

a hydroxyl group, or an amino group. Examples of suitable derivatives are esters or amides.

The chemical compound of the invention may be provided in dissoluble or indissoluble forms together with a pharmaceutically acceptable solvent such as water, ethanol, and the like. Dissoluble forms may also include hydrated forms such as the monohydrate, the dihydrate, the hemihydrate, the trihydrate, the tetrahydrate, and the like. In general, the dissoluble forms are considered equivalent to indissoluble forms for the purposes of this invention.

10 Steric Isomers

It will be appreciated by those skilled in the art that the compounds of the present invention may contain one or more chiral centers, and that such compounds exist in the form of isomers.

For example, the compounds of the present invention may exist in cis or trans configurations as well as in mixtures thereof. E.g. those of the substituents $R^2/R^{2'}$, $R^3/R^{3'}$, $R^5/R^{5'}$, and $R^6/R^{6'}$ which represent alkyl may in particular be in cis or trans configuration relative to each another (e.g. R^2 relative to R^5 , or R^3 relative to R^5). Examples include, without limitation, trans-2,5-dimethyl-piperazine and cis-3,5-dimethyl-piperazine derivatives. The invention includes all such isomers and any mixtures thereof including racemic mixtures.

Moreover, the chemical compounds of the present invention may exist as enantiomers in (+) and (-) forms as well as in racemic forms (\pm). The racemates of these isomers and the individual isomers themselves are within the scope of the present invention.

The invention includes all such isomers and any mixtures thereof including racemic mixtures.

Racemic forms can be resolved into the optical antipodes by known methods and techniques. One way of separating the isomeric salts is by use of an optically active acid, and liberating the optically active amine compound by treatment with a base. Another method for resolving racemates into the optical antipodes is based upon chromatography on an optical active matrix. Racemic compounds of the present invention can thus be resolved into their optical antipodes, e.g., by fractional crystallisation of d- or l- (tartrates, mandelates, or camphorsulphonate) salts for example.

The chemical compounds of the present invention may also be resolved by the formation of diastereomeric amides by reaction of the chemical compounds of the present invention with an optically active activated carboxylic acid such as that derived from (+) or (-) phenylalanine, (+) or (-) phenylglycine, (+) or (-) camphanic acid

or by the formation of diastereomeric carbamates by reaction of the chemical compound of the present invention with an optically active chloroformate or the like.

Additional methods for the resolving the optical isomers are known in the art. Such methods include those described by *Jaques J, Collet A, & Wilen S* in

5 "Enantiomers, Racemates, and Resolutions", John Wiley and Sons, New York (1981).

Optical active compounds can also be prepared from optical active starting materials.

Labelled Compounds

10 The compounds of the invention may be used in their labelled or unlabelled form. In the context of this invention the labelled compound has one or more atoms replaced by an atom having an atomic mass or mass number different from the atomic mass or mass number usually found in nature. The labelling will allow easy quantitative detection of said compound.

15 The labelled compounds of the invention may be useful as diagnostic tools, radio tracers, or monitoring agents in various diagnostic methods, and for *in vivo* receptor imaging.

The labelled isomer of the invention preferably contains at least one radio-nuclide as a label. Positron emitting radionuclides are all candidates for usage. In the
20 context of this invention the radionuclide is preferably selected from ^2H (deuterium), ^3H (tritium), ^{13}C , ^{14}C , ^{131}I , ^{125}I , ^{123}I , and ^{18}F .

The physical method for detecting the labelled isomer of the present invention may be selected from Position Emission Tomography (PET), Single Photon Imaging Computed Tomography (SPECT), Magnetic Resonance Spectroscopy (MRS),
25 Magnetic Resonance Imaging (MRI), and Computed Axial X-ray Tomography (CAT), or combinations thereof.

Methods of Preparation

The chemical compounds of the invention may be prepared by conventional
30 methods for chemical synthesis, e.g. those described in the working examples. The starting materials for the processes described in the present application are known or may readily be prepared by conventional methods from commercially available chemicals.

Also one compound of the invention can be converted to another compound of
35 the invention using conventional methods.

The end products of the reactions described herein may be isolated by conventional techniques, e.g. by extraction, crystallisation, distillation, chromatography, etc.

Biological Activity

Compounds of the invention may be tested for their ability to inhibit reuptake of the monoamines dopamine, noradrenaline and serotonin in synaptosomes e.g. such as described in WO 97/30997. Based on the balanced activity observed in these tests
5 the compound of the invention is considered useful for the treatment, prevention or alleviation of a disease or a disorder or a condition of a mammal, including a human, which disease, disorder or condition is responsive to inhibition of monoamine neurotransmitter re-uptake in the central nervous system.

In a special embodiment, the compounds of the invention are considered useful
10 for the treatment, prevention or alleviation of: mood disorder, depression, atypical depression, depression secondary to pain, major depressive disorder, dysthymic disorder, bipolar disorder, bipolar I disorder, bipolar II disorder, cyclothymic disorder, mood disorder due to a general medical condition, substance-induced mood disorder, pseudodementia, Ganser's syndrome, obsessive compulsive disorder, panic disorder,
15 panic disorder without agoraphobia, panic disorder with agoraphobia, agoraphobia without history of panic disorder, panic attack, memory deficits, memory loss, attention deficit hyperactivity disorder, obesity, anxiety, generalized anxiety disorder, eating disorder, Parkinson's disease, parkinsonism, dementia, dementia of ageing, senile dementia, Alzheimer's disease, acquired immunodeficiency syndrome dementia
20 complex, memory dysfunction in ageing, specific phobia, social phobia, post-traumatic stress disorder, acute stress disorder, drug addiction, drug abuse, cocaine abuse, nicotine abuse, tobacco abuse, alcohol addiction, alcoholism, pain, chronic pain, inflammatory pain, neuropathic pain, migraine pain, tension-type headache, chronic tension-type headache, pain associated with depression, fibromyalgia, arthritis,
25 osteoarthritis, rheumatoid arthritis, back pain, cancer pain, irritable bowel pain, irritable bowel syndrome, post-operative pain, post-mastectomy pain syndrome (PMPS), post-stroke pain, drug-induced neuropathy, diabetic neuropathy, sympathetically-maintained pain, trigeminal neuralgia, dental pain, myofacial pain, phantom-limb pain, bulimia, premenstrual syndrome, late luteal phase syndrome, post-
30 traumatic syndrome, chronic fatigue syndrome, urinary incontinence, stress incontinence, urge incontinence, nocturnal incontinence, sexual dysfunction, premature ejaculation, erectile difficulty, erectile dysfunction, premature female orgasm, restless leg syndrome, eating disorders, anorexia nervosa, sleep disorders, autism, mutism, trichotillomania, narcolepsy, post-stroke depression, stroke-induced
35 brain damage, stroke-induced neuronal damage or Gilles de la Tourettes disease. In a preferred embodiment, the compounds are considered useful for the treatment, prevention or alleviation of depression.

It is at present contemplated that a suitable dosage of the active pharmaceutical ingredient (API) is within the range of from about 0.1 to about 1000 mg

API per day, more preferred of from about 10 to about 500 mg API per day, most preferred of from about 30 to about 100 mg API per day, dependent, however, upon the exact mode of administration, the form in which it is administered, the indication considered, the subject and in particular the body weight of the subject involved, and
5 further the preference and experience of the physician or veterinarian in charge.

Preferred compounds of the invention show a biological activity in the sub-micromolar and micromolar range, i.e. of from below 1 to about 100 μ M.

Pharmaceutical Compositions

10 In another aspect the invention provides novel pharmaceutical compositions comprising a therapeutically effective amount of the chemical compound of the invention.

While a chemical compound of the invention for use in therapy may be administered in the form of the raw chemical compound, it is preferred to introduce the
15 active ingredient, optionally in the form of a physiologically acceptable salt, in a pharmaceutical composition together with one or more adjuvants, excipients, carriers, buffers, diluents, and/or other customary pharmaceutical auxiliaries.

In a preferred embodiment, the invention provides pharmaceutical compositions comprising the chemical compound of the invention, or a pharmaceutically acceptable
20 salt or derivative thereof, together with one or more pharmaceutically acceptable carriers, and, optionally, other therapeutic and/or prophylactic ingredients, known and used in the art. The carrier(s) must be "acceptable" in the sense of being compatible with the other ingredients of the formulation and not harmful to the recipient thereof.

Pharmaceutical compositions of the invention may be those suitable for oral, rectal,
25 bronchial, nasal, pulmonic, topical (including buccal and sub-lingual), transdermal, vaginal or parenteral (including cutaneous, subcutaneous, intramuscular, intraperitoneal, intravenous, intraarterial, intracerebral, intraocular injection or infusion) administration, or those in a form suitable for administration by inhalation or insufflation, including powders and liquid aerosol administration, or by sustained release systems. Suitable examples of
30 sustained release systems include semipermeable matrices of solid hydrophobic polymers containing the compound of the invention, which matrices may be in form of shaped articles, e.g. films or microcapsules.

The chemical compound of the invention, together with a conventional adjuvant, carrier, or diluent, may thus be placed into the form of pharmaceutical compositions and
35 unit dosages thereof. Such forms include solids, and in particular tablets, filled capsules, powder and pellet forms, and liquids, in particular aqueous or non-aqueous solutions, suspensions, emulsions, elixirs, and capsules filled with the same, all for oral use, suppositories for rectal administration, and sterile injectable solutions for parenteral use. Such pharmaceutical compositions and unit dosage forms thereof may comprise

conventional ingredients in conventional proportions, with or without additional active compounds or principles, and such unit dosage forms may contain any suitable effective amount of the active ingredient commensurate with the intended daily dosage range to be employed.

5 The chemical compound of the present invention can be administered in a wide variety of oral and parenteral dosage forms. It will be obvious to those skilled in the art that the following dosage forms may comprise, as the active component, either a chemical compound of the invention or a pharmaceutically acceptable salt of a chemical compound of the invention.

10 For preparing pharmaceutical compositions from a chemical compound of the present invention, pharmaceutically acceptable carriers can be either solid or liquid. Solid form preparations include powders, tablets, pills, capsules, cachets, suppositories, and dispersible granules. A solid carrier can be one or more substances which may also act as diluents, flavouring agents, solubilizers, lubricants, suspending agents, binders,
15 preservatives, tablet disintegrating agents, or an encapsulating material.

 In powders, the carrier is a finely divided solid, which is in a mixture with the finely divided active component.

 In tablets, the active component is mixed with the carrier having the necessary binding capacity in suitable proportions and compacted in the shape and size desired.

20 The powders and tablets preferably contain from five or ten to about seventy percent of the active compound. Suitable carriers are magnesium carbonate, magnesium stearate, talc, sugar, lactose, pectin, dextrin, starch, gelatin, tragacanth, methylcellulose, sodium carboxymethylcellulose, a low melting wax, cocoa butter, and the like. The term "preparation" is intended to include the formulation of the active compound with
25 encapsulating material as carrier providing a capsule in which the active component, with or without carriers, is surrounded by a carrier, which is thus in association with it. Similarly, cachets and lozenges are included. Tablets, powders, capsules, pills, cachets, and lozenges can be used as solid forms suitable for oral administration.

 For preparing suppositories, a low melting wax, such as a mixture of fatty acid
30 glyceride or cocoa butter, is first melted and the active component is dispersed homogeneously therein, as by stirring. The molten homogeneous mixture is then poured into convenient sized moulds, allowed to cool, and thereby to solidify.

 Compositions suitable for vaginal administration may be presented as pessaries, tampons, creams, gels, pastes, foams or sprays containing in addition to the active
35 ingredient such carriers as are known in the art to be appropriate.

 Liquid preparations include solutions, suspensions, and emulsions, for example, water or water-propylene glycol solutions. For example, parenteral injection liquid preparations can be formulated as solutions in aqueous polyethylene glycol solution.

The chemical compound according to the present invention may thus be formulated for parenteral administration (e.g. by injection, for example bolus injection or continuous infusion) and may be presented in unit dose form in ampoules, pre-filled syringes, small volume infusion or in multi-dose containers with an added preservative. The compositions
5 may take such forms as suspensions, solutions, or emulsions in oily or aqueous vehicles, and may contain formulation agents such as suspending, stabilising and/or dispersing agents. Alternatively, the active ingredient may be in powder form, obtained by aseptic isolation of sterile solid or by lyophilization from solution, for constitution with a suitable vehicle, e.g. sterile, pyrogen-free water, before use.

10 Aqueous solutions suitable for oral use can be prepared by dissolving the active component in water and adding suitable colorants, flavours, stabilising and thickening agents, as desired.

Aqueous suspensions suitable for oral use can be made by dispersing the finely divided active component in water with viscous material, such as natural or synthetic
15 gums, resins, methylcellulose, sodium carboxymethylcellulose, or other well known suspending agents.

Also included are solid form preparations, intended for conversion shortly before use to liquid form preparations for oral administration. Such liquid forms include solutions, suspensions, and emulsions. In addition to the active component such preparations may
20 comprise colorants, flavours, stabilisers, buffers, artificial and natural sweeteners, dispersants, thickeners, solubilizing agents, and the like.

For topical administration to the epidermis the chemical compound of the invention may be formulated as ointments, creams or lotions, or as a transdermal patch. Ointments and creams may, for example, be formulated with an aqueous or oily base with the
25 addition of suitable thickening and/or gelling agents. Lotions may be formulated with an aqueous or oily base and will in general also contain one or more emulsifying agents, stabilising agents, dispersing agents, suspending agents, thickening agents, or colouring agents.

Compositions suitable for topical administration in the mouth include lozenges
30 comprising the active agent in a flavoured base, usually sucrose and acacia or tragacanth; pastilles comprising the active ingredient in an inert base such as gelatin and glycerine or sucrose and acacia; and mouthwashes comprising the active ingredient in a suitable liquid carrier.

Solutions or suspensions are applied directly to the nasal cavity by conventional
35 means, for example with a dropper, pipette or spray. The compositions may be provided in single or multi-dose form.

Administration to the respiratory tract may also be achieved by means of an aerosol formulation in which the active ingredient is provided in a pressurised pack with a suitable propellant such as a chlorofluorocarbon (CFC) for example dichlorodifluoromethane,

trichlorofluoromethane, or dichlorotetrafluoroethane, carbon dioxide, or other suitable gas. The aerosol may conveniently also contain a surfactant such as lecithin. The dose of drug may be controlled by provision of a metered valve.

Alternatively the active ingredients may be provided in the form of a dry powder, for example a powder mix of the compound in a suitable powder base such as lactose, starch, starch derivatives such as hydroxypropylmethyl cellulose and polyvinylpyrrolidone (PVP). Conveniently the powder carrier will form a gel in the nasal cavity. The powder composition may be presented in unit dose form for example in capsules or cartridges of, e.g., gelatin, or blister packs from which the powder may be administered by means of an inhaler.

In compositions intended for administration to the respiratory tract, including intranasal compositions, the compound will generally have a small particle size for example of the order of 5 microns or less. Such a particle size may be obtained by means known in the art, for example by micronization.

When desired, compositions adapted to give sustained release of the active ingredient may be employed.

The pharmaceutical preparations are preferably in unit dosage forms. In such form, the preparation is subdivided into unit doses containing appropriate quantities of the active component. The unit dosage form can be a packaged preparation, the package containing discrete quantities of preparation, such as packaged tablets, capsules, and powders in vials or ampoules. Also, the unit dosage form can be a capsule, tablet, cachet, or lozenge itself, or it can be the appropriate number of any of these in packaged form.

Tablets or capsules for oral administration and liquids for intravenous administration and continuous infusion are preferred compositions.

Further details on techniques for formulation and administration may be found in the latest edition of Remington's Pharmaceutical Sciences (Maack Publishing Co., Easton, PA).

A therapeutically effective dose refers to that amount of active ingredient, which ameliorates the symptoms or condition. Therapeutic efficacy and toxicity, e.g. ED_{50} and LD_{50} , may be determined by standard pharmacological procedures in cell cultures or experimental animals. The dose ratio between therapeutic and toxic effects is the therapeutic index and may be expressed by the ratio LD_{50}/ED_{50} . Pharmaceutical compositions exhibiting large therapeutic indexes are preferred.

The dose administered must of course be carefully adjusted to the age, weight and condition of the individual being treated, as well as the route of administration, dosage form and regimen, and the result desired, and the exact dosage should of course be determined by the practitioner.

The actual dosage depends on the nature and severity of the disease being treated, and is within the discretion of the physician, and may be varied by titration of

the dosage to the particular circumstances of this invention to produce the desired therapeutic effect. However, it is presently contemplated that pharmaceutical compositions containing of from about 0.1 to about 500 mg of active ingredient per individual dose, preferably of from about 1 to about 100 mg, most preferred of from
5 about 1 to about 10 mg, are suitable for therapeutic treatments.

The active ingredient may be administered in one or several doses per day. A satisfactory result can, in certain instances, be obtained at a dosage as low as 0.1 $\mu\text{g/kg}$ i.v. and 1 $\mu\text{g/kg}$ p.o. The upper limit of the dosage range is presently considered to be about 10 mg/kg i.v. and 100 mg/kg p.o. Preferred ranges are from about 0.1
10 $\mu\text{g/kg}$ to about 10 mg/kg/day i.v., and from about 1 $\mu\text{g/kg}$ to about 100 mg/kg/day p.o.

Methods of Therapy

In another aspect the invention provides a method for the treatment, prevention or alleviation of a disease or a disorder or a condition of a living animal body,
15 including a human, which disease, disorder or condition is responsive to inhibition of monoamine neurotransmitter re-uptake in the central nervous system, and which method comprises administering to such a living animal body, including a human, in need thereof an effective amount of a chemical compound of the invention.

It is at present contemplated that suitable dosage ranges are 0.1 to 1000
20 milligrams daily, 10-500 milligrams daily, and especially 30-100 milligrams daily, dependent as usual upon the exact mode of administration, form in which administered, the indication toward which the administration is directed, the subject involved and the body weight of the subject involved, and further the preference and experience of the physician or veterinarian in charge.

25

EXAMPLES

The invention is further illustrated with reference to the following examples, which
30 are not intended to be in any way limiting to the scope of the invention as claimed.

General: All reactions involving air sensitive reagents or intermediates were performed under nitrogen and in anhydrous solvents. Magnesium sulphate was used as drying agent in the workup-procedures and solvents were evaporated under
35 reduced pressure.

Method A**(±)-1-(3,4-Dichloro-phenyl)-*trans*-2,5-dimethyl-piperazine fumaric acid salt**

A mixture of *trans*-2,5-dimethylpiperazine (10 g, 88 mmol), 1-bromo-3,4-dichloro-benzene (22 g, 97 mmol), KO^tBu (20 g, 176 mmol), palladacycle (100 mg) and
5 dioxane (100 ml) was stirred at reflux for 1 h. Water (100 ml) was added to the mixture. The mixture was extracted with diethyl ether (2 x 100 ml). Chromatography on silica gel with methanol, dichloromethane and conc. ammonia (10:89:1) gave the title compound. Yield 7.0 g (31 %). The corresponding salt was obtained by addition of a diethyl ether and methanol mixture (9:1) saturated with fumaric acid. Mp 209-211°C.

10

1-(3,4-Dichloro-phenyl)-*cis*-3,5-dimethyl-piperazine fumaric acid salt

Was prepared according to method A from *cis*-3,5-dimethyl-piperazine. Mp 225-227°C.

15 (±)-1-(4-Chloro-phenyl)-*trans*-2,5-dimethyl-piperazine fumaric acid salt

Was prepared according to method A. Mp 165-168°C.

(±)-1-(4-Iodo-phenyl)-*trans*-2,5-dimethyl-piperazine fumaric acid salt

Was prepared according to method A. Mp. 160-166°C.

20

1-(3,4-Dichloro-phenyl)-*cis*-2,6-dimethyl-piperazine fumaric acid salt

Was prepared according to method A from *cis*-3,5-Dimethyl-piperazine-1-carboxylic acid *tert*-butyl ester followed by deprotection of the 1-carboxylic acid *tert*-butyl ester with a mixture of hydrochloric acid and acetic acid. Mp 170-173°C.

25

(±)-1-(4-Bromo-phenyl)-*trans*-2,5-dimethyl-piperazine fumaric acid salt

Was prepared according to method A. Mp. 168-170°C.

(±)-1-(4-Trifluoromethyl-phenyl)-*trans*-2,5-dimethyl-piperazine fumaric acid salt

30 Was prepared according to method A. Mp 186-187°C.

(±)-1-(4-Trifluoromethoxy-phenyl)-*trans*-2,5-dimethyl-piperazine fumaric acid salt

Was prepared according to method A. Mp 157-160°C.

35 (±)-1-(2,4-Dichloro-phenyl)-*trans*-2,5-dimethyl-piperazine hydrochloric acid salt

Was prepared according to method A. Mp 197-200°C.

(1-(2,4-Dichloro-phenyl)-*cis*-3,5-dimethyl-piperazine fumaric acid salt

Was prepared according to method A from *cis*-3,5-dimethyl-piperazine. Mp >270°C.

40

(±)-1-(3,4-Dichloro-phenyl)-3-methyl-piperazine fumaric acid salt

Was prepared according to method A from (±)-3-methyl-piperazine. Mp 190-192°C.

(±)-1-(2-Naphthyl)-*trans*-2,5-dimethyl-piperazine fumaric acid salt

5 Was prepared according to method A. Mp 178-179°C.

(±)-1-(6-Methoxy-naphth-2-yl)-*trans*-2,5-dimethyl-piperazine fumaric acid salt

Was prepared according to method A. Mp. 207°C.

10 Method B**(±)-1-(3,4-Dichloro-phenyl)-4-methyl-*trans*-2,5-dimethyl-piperazine fumaric acid salt**

A mixture of (±)-1-(3,4-dichloro-phenyl)-*trans*-2,5-dimethyl-piperazine (6.0 g, 23 mmol), formic acid (60 ml) and formaldehyde (60 ml) was stirred at 70°C for 15 h. The
15 mixture was evaporated. An aqueous solution of ammonia (100 ml, 1 M) was added followed by extraction with diethyl ether (2 x 100 ml). The corresponding salt was obtained by addition of a diethyl ether and methanol mixture (9:1) saturated with fumaric acid. Yield 3.0 g (33 %). Mp 166-169°C.

20 1-(3,4-Dichloro-phenyl)-4-methyl-*cis*-3,5-dimethyl-piperazine free base

Was prepared according to method B from (±)-1-(3,4-dichloro-phenyl)-*cis*-3,5-dimethyl-piperazine. The product was isolated as an oil.

(±)-1-(4-Chloro-phenyl)-4-methyl-*trans*-2,5-dimethyl-piperazine fumaric acid salt

25 Was prepared according to method B from (±)-1-(4-chloro-phenyl)-*trans*-2,5-dimethyl-piperazine. Mp 142-144.5°C.

(1-(3,4-Dichloro-phenyl)-4-methyl-*cis*-2,6-dimethyl-piperazine free base

Was prepared according to method B from (±)-1-(3,4-dichloro-phenyl)-*cis*-2,6-
30 dimethyl-piperazine. The product was isolated as an oil.

(±)-1-(4-Trifluoromethoxy-phenyl)-4-methyl-*trans*-2,5-dimethyl-piperazine hydrochloric acid salt

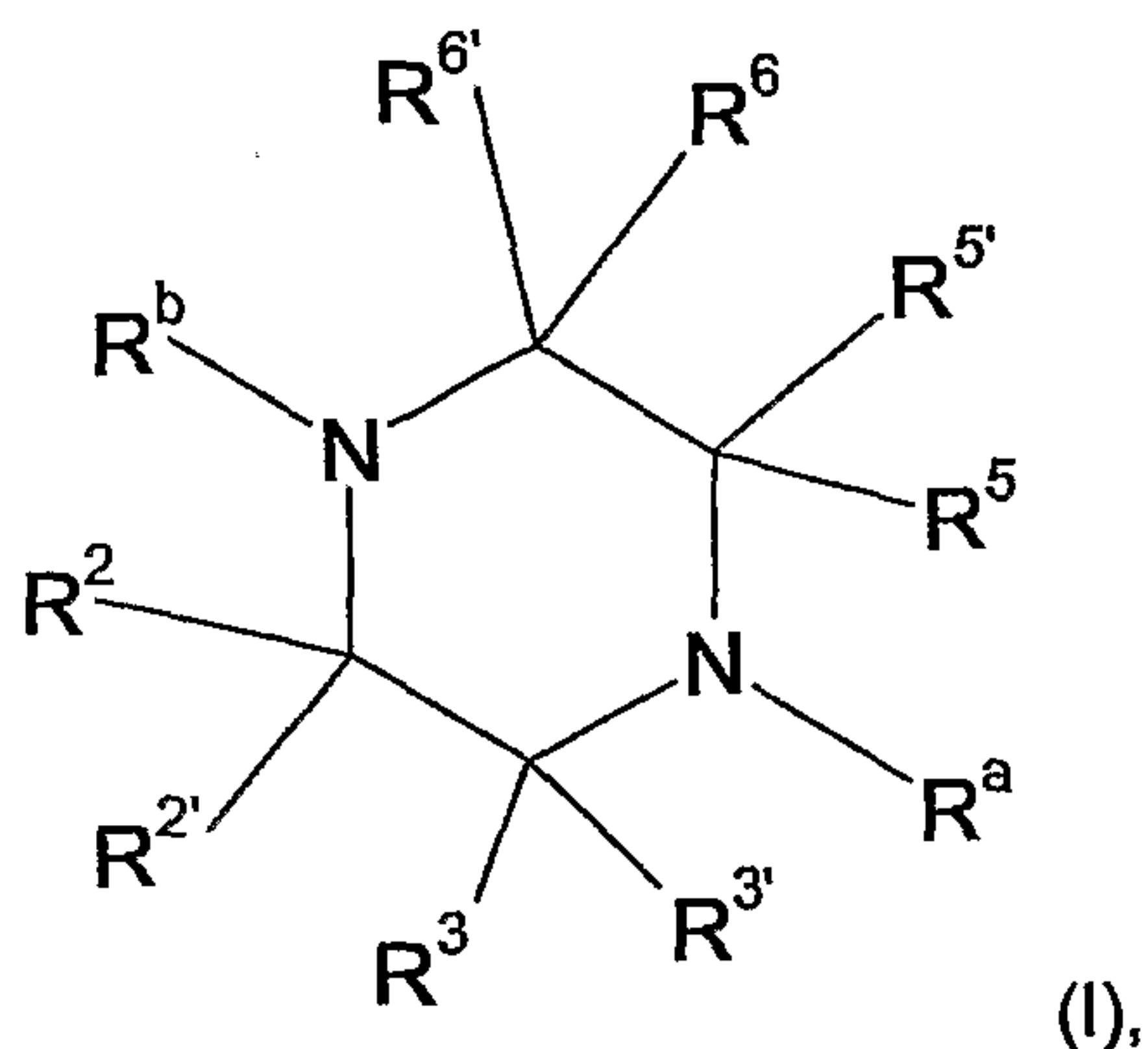
Was prepared according to method B from (±)-1-(4-trifluoromethoxy-phenyl)-*trans*-2,5-
35 dimethyl-piperazine. Mp 167-170°C.

(±)-1-(2-Naphthyl)-4-methyl-*trans*-2,5-dimethyl-piperazine fumaric acid salt

Was prepared according to method A from (±)-1-(2-naphthyl)-*trans*-2,5-dimethyl-piperazine. The product was isolated as an oil.

CLAIMS

1. A piperazine derivative of the Formula I:



any of its isomers or any mixture of its isomers,
or a pharmaceutically acceptable salt thereof,
wherein

R^a represents hydrogen or alkyl;

which alkyl is optionally substituted with one or more substituents
independently selected from the group consisting of:

halo, trifluoromethyl, trifluoromethoxy, cyano, hydroxy, amino, nitro,
alkoxy, cycloalkoxy, alkyl, cycloalkyl, cycloalkylalkyl, alkenyl and
alkynyl;

R^b represents an aryl or a heteroaryl group,

which aryl or heteroaryl group is optionally substituted with one or more
substituents independently selected from the group consisting of:

halo, trifluoromethyl, trifluoromethoxy, cyano, hydroxy, amino, nitro,
alkoxy, cycloalkoxy, alkyl, cycloalkyl, cycloalkylalkyl, alkenyl and
alkynyl;

each of R^2 , $R^{2'}$, R^3 , $R^{3'}$, R^5 , $R^{5'}$, R^6 and $R^{6'}$ independently of each other represents
hydrogen or alkyl;

with the proviso that at least one of R^2 , $R^{2'}$, R^3 , $R^{3'}$, R^5 , $R^{5'}$, R^6 and $R^{6'}$ represents
alkyl.

2. The chemical compound of claim 1, wherein
 R^a represents hydrogen or alkyl.

3. The chemical compound of claims 1 or 2, wherein
 R^b represents a phenyl group,

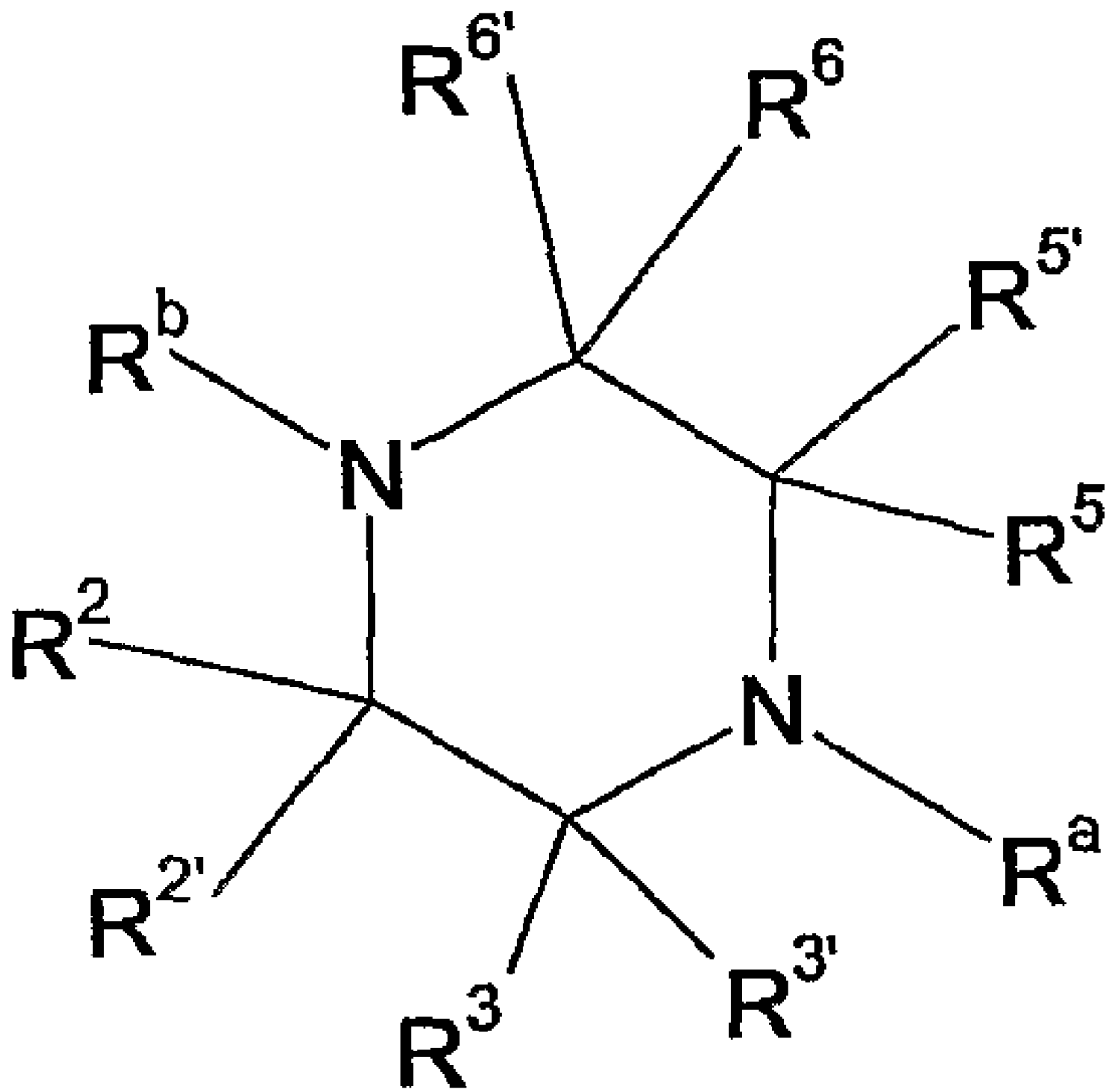
which phenyl group is optionally substituted with one or more substituents independently selected from the group consisting of:

halo, trifluoromethyl, trifluoromethoxy, cyano and alkoxy.

4. The chemical compound of claims 1 or 2, wherein
 5 R^b represents a phenyl group,
 which phenyl group is optionally substituted twice with halo.
5. The chemical compound of any one claims 1-4, wherein
 two of R^2 , R^2 , R^3 , R^3 , R^5 , R^5 , R^6 and R^6 represent alkyl; and
 the remaining six of R^2 , R^2 , R^3 , R^3 , R^5 , R^5 , R^6 and R^6 represent hydrogen.
- 10 6. The chemical compound of claim 1, which is
 (\pm)-1-(3,4-Dichloro-phenyl)-*trans*-2,5-dimethyl-piperazine;
 1-(3,4-Dichloro-phenyl)-*cis*-3,5-dimethyl-piperazine;
 (\pm)-1-(4-Chloro-phenyl)-*trans*-2,5-dimethyl-piperazine;
 (\pm)-1-(4-Iodo-phenyl)-*trans*-2,5-dimethyl-piperazine;
 15 1-(3,4-Dichloro-phenyl)-*cis*-2,6-dimethyl-piperazine
 (\pm)-1-(4-Bromo-phenyl)-*trans*-2,5-dimethyl-piperazine;
 (\pm)-1-(4-Trifluoromethyl-phenyl)-*trans*-2,5-dimethyl-piperazine;
 (\pm)-1-(4-Trifluoromethoxy-phenyl)-*trans*-2,5-dimethyl-piperazine;
 (\pm)-1-(2,4-Dichloro-phenyl)-*trans*-2,5-dimethyl-piperazine;
 20 (1-(2,4-Dichloro-phenyl)-*cis*-3,5-dimethyl-piperazine;
 (\pm)-1-(3,4-Dichloro-phenyl)-3-methyl-piperazine;
 (\pm)-1-(2-Naphthyl)-*trans*-2,5-dimethyl-piperazine;
 (\pm)-1-(6-Methoxy-naphth-2-yl)-*trans*-2,5-dimethyl-piperazine;
 1-(3,4-Dichloro-phenyl)-4-methyl-*trans*-2,5-dimethyl-piperazine;
 25 (\pm)-1-(3,4-Dichloro-phenyl)-4-methyl-*cis*-3,5-dimethyl-piperazine;
 (\pm)-1-(4-Chloro-phenyl)-4-methyl-*trans*-2,5-dimethyl-piperazine;
 1-(3,4-Dichloro-phenyl)-4-methyl-*cis*-2,6-dimethyl-piperazine;
 (\pm)-1-(4-Trifluoromethoxy-phenyl)-4-methyl-*trans*-2,5-dimethyl-piperazine;
 (\pm)-1-(2-Naphthyl)-4-methyl-*trans*-2,5-dimethyl-piperazine;
 30 or a pharmaceutically acceptable salt thereof.
7. A pharmaceutical composition, comprising a therapeutically effective amount of a
 compound of any one of claims 1-6, any of its isomers or any mixture of its
 isomers, or a pharmaceutically acceptable salt thereof, together with at least one
 35 pharmaceutically acceptable carrier, excipient or diluent.

8. Use of the chemical compound of any of claims 1-6, any of its isomers or any mixture of its isomers, or a pharmaceutically acceptable salt thereof, for the manufacture of a medicament.
- 5 9. The use according to claim 8, for the manufacture of a pharmaceutical composition for the treatment, prevention or alleviation of a disease or a disorder or a condition of a mammal, including a human, which disease, disorder or condition is responsive to inhibition of monoamine neurotransmitter re-uptake in the central nervous system.
- 10 10. The use according to claim 9, wherein the disease, disorder or condition is mood disorder, depression, atypical depression, depression secondary to pain, major depressive disorder, dysthymic disorder, bipolar disorder, bipolar I disorder, bipolar II disorder, cyclothymic disorder, mood disorder due to a general medical condition, substance-induced mood disorder, pseudodementia, Ganser's syndrome, obsessive compulsive disorder, panic disorder, panic disorder without agoraphobia, panic disorder with agoraphobia, agoraphobia without history of panic disorder, panic attack, memory deficits, memory loss, attention deficit hyperactivity disorder, obesity, anxiety, generalized anxiety disorder, eating disorder, Parkinson's disease, parkinsonism, dementia, dementia of ageing, senile dementia, Alzheimer's disease, acquired immunodeficiency syndrome dementia complex, memory dysfunction in ageing, specific phobia, social phobia, post-traumatic stress disorder, acute stress disorder, drug addiction, drug abuse, cocaine abuse, nicotine abuse, tobacco abuse, alcohol addiction, alcoholism, pain, chronic pain, inflammatory pain, neuropathic pain, migraine pain, tension-type headache, chronic tension-type headache, pain associated with depression, fibromyalgia, arthritis, osteoarthritis, rheumatoid arthritis, back pain, cancer pain, irritable bowel pain, irritable bowel syndrome, post-operative pain, post-mastectomy pain syndrome (PMPS), post-stroke pain, drug-induced neuropathy, diabetic neuropathy, sympathetically-maintained pain, trigeminal neuralgia, dental pain, myofacial pain, phantom-limb pain, bulimia, premenstrual syndrome, late luteal phase syndrome, post-traumatic syndrome, chronic fatigue syndrome, urinary incontinence, stress incontinence, urge incontinence, nocturnal incontinence, sexual dysfunction, premature ejaculation, erectile difficulty, erectile dysfunction, premature female orgasm, restless leg syndrome, eating disorders, anorexia nervosa, sleep disorders, autism, mutism, trichotillomania, narcolepsy, post-stroke depression, stroke-induced brain damage, stroke-induced neuronal damage or Gilles de la Tourettes disease.
- 15 20 25 30 35

11. A method for treatment, prevention or alleviation of a disease or a disorder or a condition of a living animal body, including a human, which disorder, disease or condition is responsive to inhibition of monoamine neurotransmitter re-uptake in the central nervous system, which method comprises the step of administering to such a living animal body in need thereof a therapeutically effective amount of a compound according to any one of the claims 1-6, any of its isomers or any mixture of its isomers, or a pharmaceutically acceptable salt thereof.



(I)