



US00D712166S

(12) **United States Design Patent**  
**Gouldson**

(10) **Patent No.:** **US D712,166 S**

(45) **Date of Patent:** **\*\* Sep. 2, 2014**

(54) **DOUBLE HANGER WITH FEMALE CONNECTOR BELOW HANGER BEAM**

(71) Applicant: **Braiform Group Pty Ltd**, Carrum Downs (AU)

(72) Inventor: **Stanley F. Gouldson**, Northport, NY (US)

(73) Assignee: **Braiform Group Pty Ltd**, Carrum Downs, Victoria (AU)

(\*\*) Term: **14 Years**

(21) Appl. No.: **29/465,693**

(22) Filed: **Aug. 30, 2013**

(51) **LOC (10) Cl.** ..... **06-08**

(52) **U.S. Cl.**

USPC ..... **D6/318**

(58) **Field of Classification Search**

CPC ..... A47G 25/16; A47G 25/18; A47G 25/28; A47G 25/32; A47G 25/36; A47G 25/38; A47G 25/183; A47G 25/186; A47G 25/442; A47G 25/743; A47G 25/1407; A47G 25/1457; A47G 25/4023; A47G 2025/1492; A47F 7/18; A47F 7/19; A47F 7/22

USPC ..... D6/315-328; 223/85-98; 211/10, 13.1, 211/85.2, 86.01, 87.01, 113

See application file for complete search history.

(56) **References Cited**

**U.S. PATENT DOCUMENTS**

2,596,745 A \* 5/1952 Waldman ..... 223/88  
2,822,967 A \* 2/1958 Spitz ..... 223/88  
3,307,753 A \* 3/1967 Levine et al. .... 223/95  
D234,243 S 2/1975 Lindemann  
4,438,874 A \* 3/1984 Zuckerman et al. .... 223/88

D301,661 S 6/1989 Wilson  
D415,357 S 10/1999 Blanchard  
D417,557 S 12/1999 Blanchard  
D424,817 S 5/2000 Morgan et al.  
D440,409 S 4/2001 Blanchard  
D464,814 S 10/2002 De Winter et al.  
D472,062 S 3/2003 Yegavian et al.  
6,675,997 B1 \* 1/2004 Gouldson et al. .... 223/89  
D498,936 S 11/2004 Gouldson  
D502,011 S 2/2005 Gouldson  
D519,287 S \* 4/2006 Gouldson ..... D6/318  
D606,764 S \* 12/2009 Warren ..... D6/318  
7,832,604 B2 11/2010 Gouldson  
8,267,287 B2 9/2012 Gouldson  
2001/0015363 A1 \* 8/2001 Rahmey ..... 223/96  
2004/0188475 A1 \* 9/2004 Gouldson ..... 223/85  
2007/0199965 A1 8/2007 Gouldson  
2010/0019004 A1 1/2010 Gouldson

\* cited by examiner

*Primary Examiner* — Derrick Holland

*Assistant Examiner* — Lauren Calve

(74) *Attorney, Agent, or Firm* — Scully, Scott, Murphy & Presser, P.C.

(57)

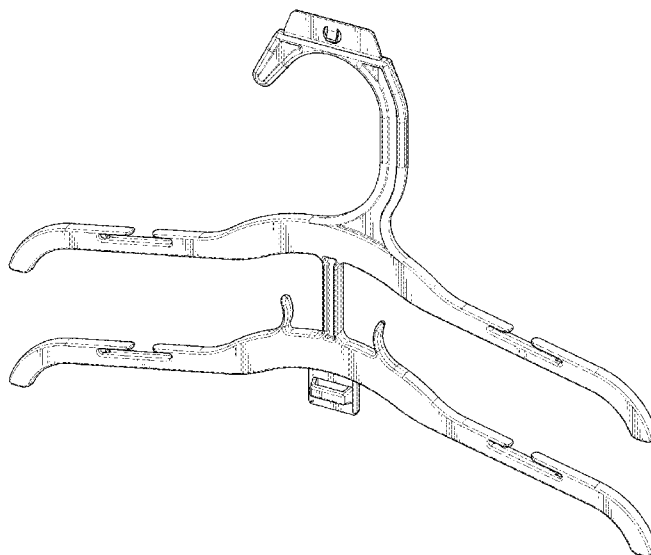
**CLAIM**

The ornamental design for a double hanger with female connector below hanger beam, as shown.

**DESCRIPTION**

FIG. 1 is a perspective view of a double hanger with female connector below hanger beam showing my new design; FIG. 2 is a front elevation view thereof; FIG. 3 is a rear elevation view thereof; FIG. 4 is a side elevation view thereof; FIG. 5 is an opposite side elevation view thereof; FIG. 6 is a top plan view thereof; and, FIG. 7 is a bottom plan view thereof.

**1 Claim, 4 Drawing Sheets**



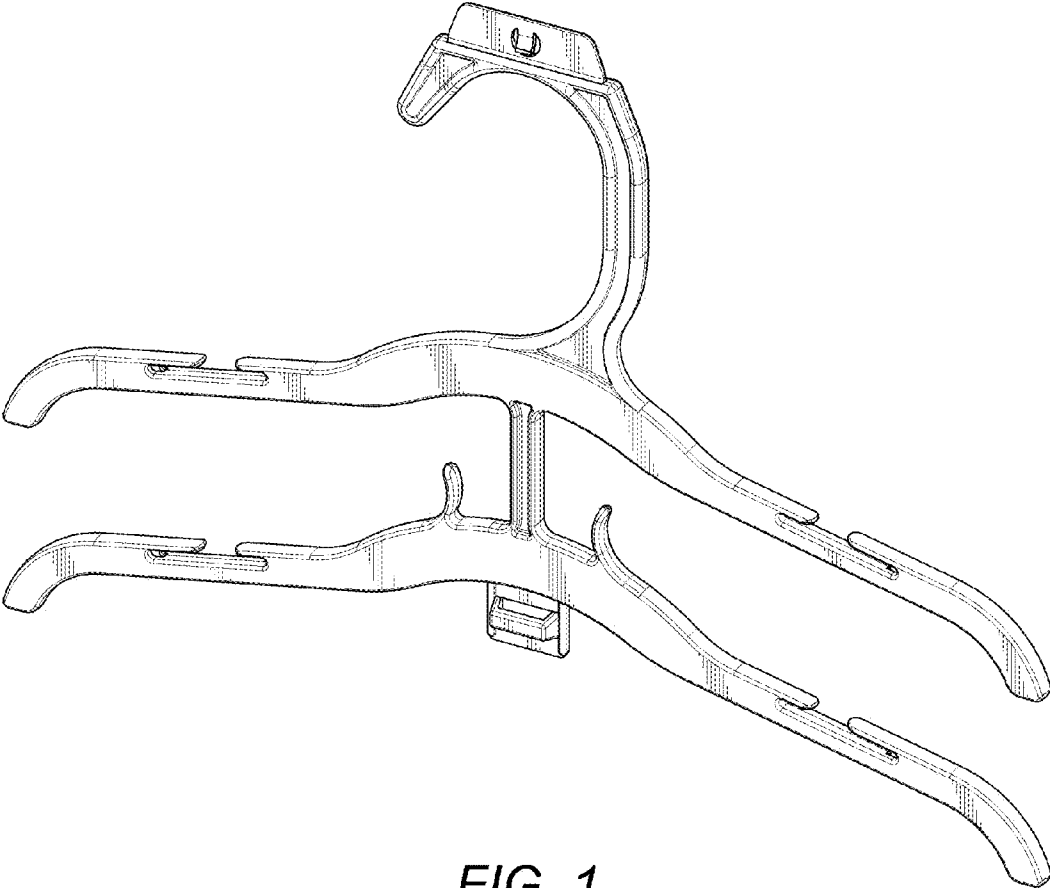


FIG. 1

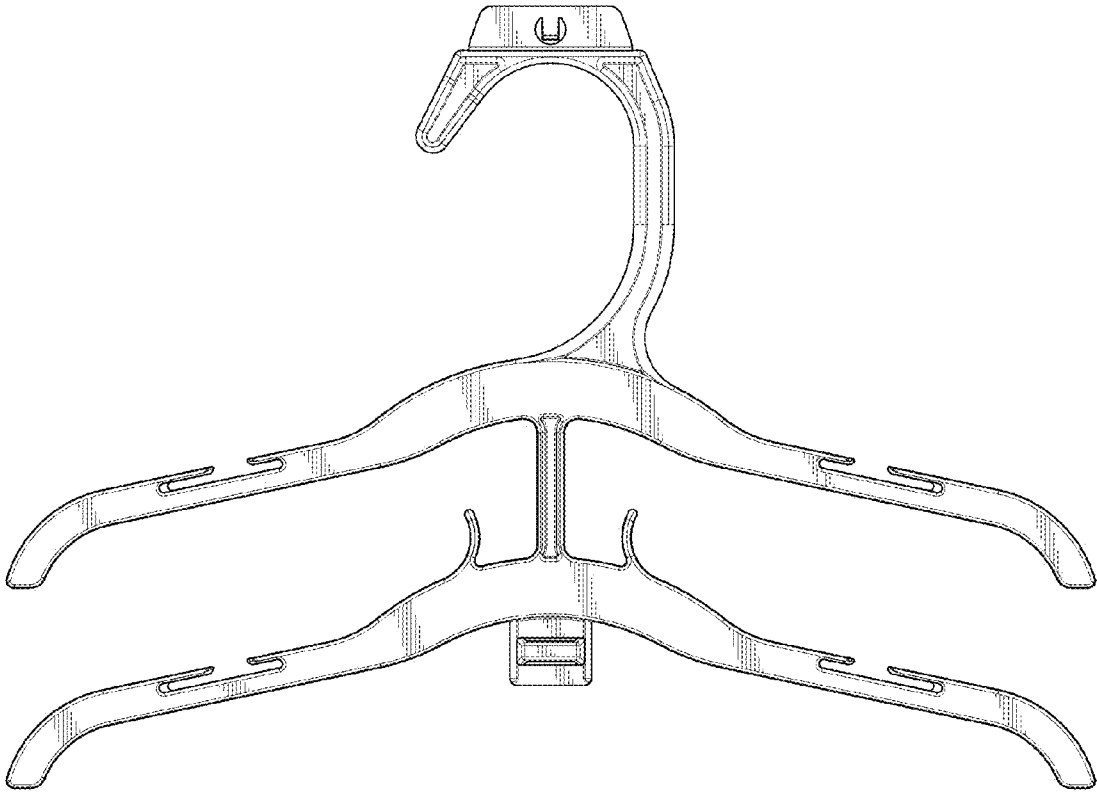


FIG. 2

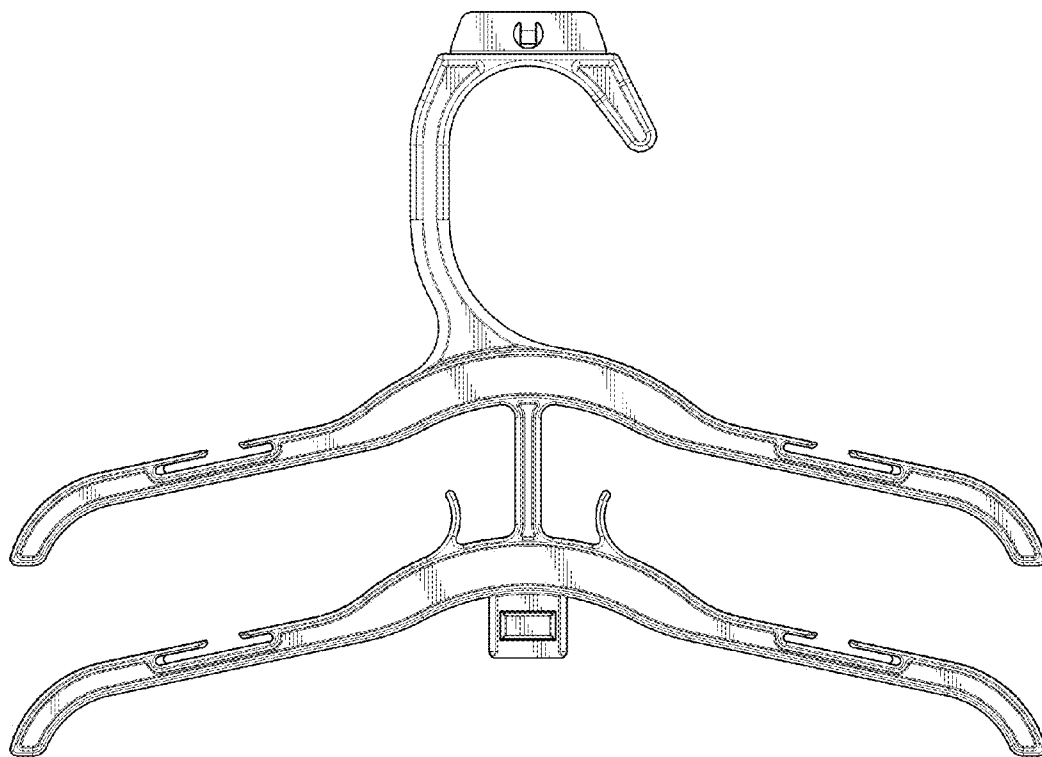


FIG. 3



FIG. 4

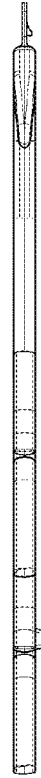


FIG. 5



FIG. 6



FIG. 7