



US00D725536S

(12) **United States Design Patent**
Anderson et al.

(10) **Patent No.:** **US D725,536 S**

(45) **Date of Patent:** **** Mar. 31, 2015**

(54) **JEWELRY ITEM**

(71) Applicant: **Illusion Locketts LLC**, Eagle, ID (US)

(72) Inventors: **James C Anderson**, Eagle, ID (US);
Chantell Hartley, Meridian, ID (US)

(73) Assignee: **Illusion Locketts LLC**, Eagle, ID (US)

(**) Term: **14 Years**

(21) Appl. No.: **29/450,179**

(22) Filed: **Mar. 15, 2013**

(51) **LOC (10) Cl.** **11-01**

(52) **U.S. Cl.**
USPC **D11/79; D11/96**

(58) **Field of Classification Search**
USPC D11/1, 2, 7, 8, 79-86, 96, 97;
D3/203.2, 215; 63/18-20, 1.11, 1.16
See application file for complete search history.

(56) **References Cited**

U.S. PATENT DOCUMENTS

| | | | | | | |
|--------------|----|---|---------|-----------------|-------|----------|
| 155,963 | A | * | 10/1874 | Michel | | 63/18 |
| D51,267 | S | * | 9/1917 | Pattee | | D11/96 |
| D247,615 | S | * | 3/1978 | Linick | | D11/96 |
| D262,497 | S | * | 1/1982 | Chan | | D3/229 |
| D523,416 | S | * | 6/2006 | Tompkins et al. | | D14/191 |
| D570,724 | S | * | 6/2008 | Kittelsen | | D11/80 |
| D586,253 | S | * | 2/2009 | Forster, Jr. | | D11/80 |
| D638,739 | S | * | 5/2011 | Rockefeller | | D11/79 |
| D639,696 | S | * | 6/2011 | Smith et al. | | D11/79 |
| D672,545 | S | * | 12/2012 | Tamura | | D3/203.2 |
| 2009/0293542 | A1 | * | 12/2009 | Anderson | | 63/18 |

OTHER PUBLICATIONS

[Online] http://illusionistlocket.com/images/HEADER2_Cross_Fish1000x177.jpg. Retrieved Oct. 15, 2014.*

[Online] <http://thumbs2.ebaystatic.com/d/I225/m/mqDjvLVCVZ0eiZ8kwauo2Hw.jpg>. Retrieved Oct. 15, 2014.*

* cited by examiner

Primary Examiner — Garth Rademaker

Assistant Examiner — Melanie Pellegrini

(74) *Attorney, Agent, or Firm* — Parsons Behle & Latimer

(57) **CLAIM**

The ornamental design for a jewelry item, as shown and described.

DESCRIPTION

FIG. 1 is a front perspective view of a jewelry item showing my new design;

FIG. 2 is a front view thereof;

FIG. 3 is a back view thereof;

FIG. 4 is a right side view thereof;

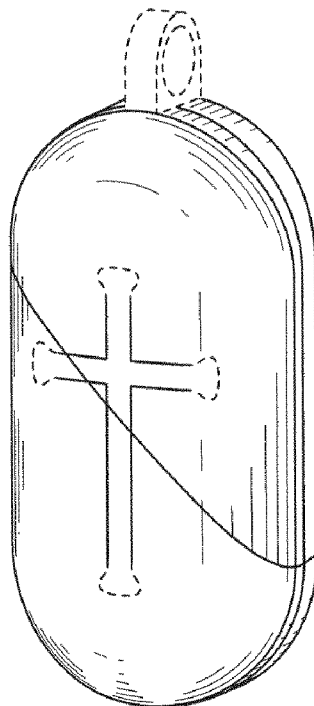
FIG. 5 is a left side view thereof;

FIG. 6 is a top view thereof; and,

FIG. 7 is a bottom view thereof.

The broken line showings on the front and back of the jewelry item illustrate optional elements that form no part of the claimed design. The broken line showing of the bail on top of the jewelry item is for environmental purposes only and forms no part of the claimed design.

1 Claim, 1 Drawing Sheet



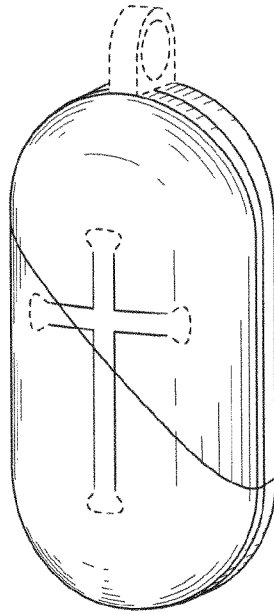


FIG. 1

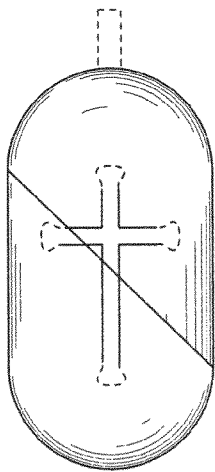


FIG. 2

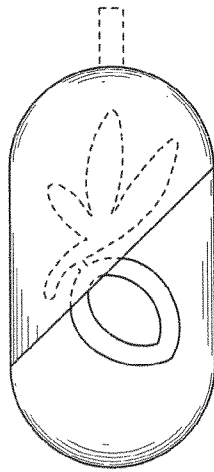


FIG. 3

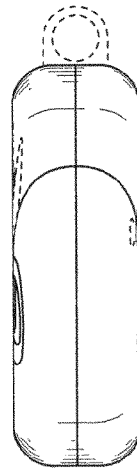


FIG. 4



FIG. 5

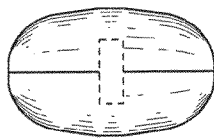


FIG. 6



FIG. 7