

(12) PATENT
(19) AUSTRALIAN PATENT OFFICE

(11) Application No. **AU 200023672 B2**
(10) Patent No. **759551**

(54) Title
Aminoplast resin photochromic coating composition and photochromic articles

(51)⁶ International Patent Classification(s)
C09K 009/02 G03C 001/685
G02B 001/10

(21) Application No: 200023672 (22) Application Date: 1999.12.16

(87) WIPO No: W000/36049

(30) Priority Data

(31) Number	(32) Date	(33) Country
60/112794	1998.12.18	US
09/449100	1999.11.24	US

(43) Publication Date : 2000.07.03
(43) Publication Journal Date : 2000.08.31
(44) Accepted Journal Date : 2003.04.17

(71) Applicant(s)
PPG Industries Ohio, Inc.

(72) Inventor(s)
Kevin J. Stewart; Jeanine A. Conklin; Cletus N Welch; James B
O'Dwyer; Shanti Swarup

(74) Agent/Attorney
COLLISON and CO,GPO Box 2556,ADELAIDE SA 5001

PCTWORLD INTELLECTUAL PROPERTY ORGANIZATION
International Bureau



23672/00

INTERNATIONAL APPLICATION PUBLISHED UNDER THE PATENT COOPERATION TREATY (PCT)

(51) International Patent Classification ⁷ : C09K 9/02, G03C 1/685, G02B 1/10	A1	(11) International Publication Number: WO 00/36049 (43) International Publication Date: 22 June 2000 (22.06.00)
(21) International Application Number: PCT/US99/30106 (22) International Filing Date: 16 December 1999 (16.12.99) (30) Priority Data: 60/112,794 18 December 1998 (18.12.98) US 09/449,100 24 November 1999 (24.11.99) US (71) Applicant: PPG INDUSTRIES OHIO, INC. [US/US]; 3800 West 143rd Street, Cleveland, OH 44111 (US). (72) Inventors: STEWART, Kevin, J.; 1207 Murry Chase Lane, Murrysville, PA 15668 (US). CONKLIN, Jeanine, A.; 1101 Milton Avenue, Swissvale, PA 15218 (US). WELCH, Cletus, N.; 3317 Hermar Court, Murrysville, PA 15668 (US). O'DWYER, James, B.; 117 Spring Valley Road, Valencia, PA 16059 (US). SWARUP, Shanti; 4918 Meadow Crest Drive, Allison Park, PA 15101 (US). (74) Agents: STEIN, Irwin, M.; PPG Industries, Inc., One PPG Place, Pittsburgh, PA 15272 (US) et al.	(81) Designated States: AU, BR, CA, CN, HU, IL, IN, JP, KR, MX, SG, ZA, European patent (AT, BE, CH, CY, DE, DK, ES, FI, FR, GB, GR, IE, IT, LU, MC, NL, PT, SE). Published <i>With international search report. Before the expiration of the time limit for amending the claims and to be republished in the event of the receipt of amendments.</i>	
(54) Title: AMINOPLAST RESIN PHOTOCHROMIC COATING COMPOSITION AND PHOTOCHROMIC ARTICLES (57) Abstract Described are articles having an aminoplast resin photochromic coating prepared from an aminoplast resin, component(s) having at least two different functional groups and photochromic substances. The coatings exhibit a Fischer microhardness of from 45 to 180 Newtons per mm ² and desirable photochromic properties, i.e., the formation of darker activated colors and faster rates of photochromic activation and fade when irradiated with ultraviolet light. Also described are photochromic aminoplast resin articles.		

ABSTRACT

Described are articles having an aminoplast resin photochromic coating prepared from a an aminoplast resin, component(s) having at least two different functional
5 groups and photochromic substances. The coatings exhibit a Fischer microhardness of from 45 to 180 Newtons per mm² and desirable photochromic properties, i.e., the formation of darker activated colors and faster rates of photochromic activation and fade when irradiated with ultraviolet light. Also described are photochromic aminoplast resin articles.



AMINOPLAST RESIN PHOTOCHROMIC COATING
COMPOSITION AND PHOTOCHROMIC ARTICLES

CROSS REFERENCE TO RELATED APPLICATIONS

5 This application claims priority to
Application Serial No. 60/112,794, filed December 18, 1998.

DESCRIPTION OF THE INVENTION

The present invention relates to coatings comprising
10 an aminoplast resin, component(s) having at least two
different functional groups and photochromic substance(s),
hereinafter referred to as photochromic aminoplast resin
coatings. In particular, this invention relates to articles
coated with such photochromic coatings and photochromic
15 articles, i.e., polymerizates, made from such polymerizable
compositions. More particularly, this invention relates to
certain photochromic aminoplast resin coatings which when
present on a substrate and exposed to activating light
radiation exhibit improved photochromic properties. Further,
20 this invention relates to photochromic aminoplast resin
coatings that meet commercially acceptable "cosmetic"
standards for optical coatings applied to optical elements,
e.g., lenses.

Photochromic compounds exhibit a reversible change
25 in color when exposed to light radiation involving ultraviolet
rays, such as the ultraviolet radiation in sunlight or the
light of a mercury lamp. Various classes of photochromic
compounds have been synthesized and suggested for use in
applications in which a sunlight-induced reversible color
30 change or darkening is desired. The most widely described
classes of photochromic compounds are oxazines, pyrans and
fulgides.

The use of melamine resins as a potential matrix for
photochromic compounds in multilayered articles has been



- 2 -

disclosed in U.S. patent 4,756,973 and Japanese patent applications 62-226134, 3-2864, 3-35236 and 61-268788. In U.S. Patent 4,756,973 and JP 62-226134, melamine resin is referred to in a list of several different materials, but
5 specific examples of melamines and reactants to produce photochromic coatings are not disclosed. JP 61-268788, 3-2864 and 3-35236 disclose the reaction of a melamine resin with an acrylic resin having a hydroxyl group, a hydroxyl or carboxyl, and a hydroxyl and carboxyl groups, respectively.

10 It has now been discovered that photochromic aminoplast resin coatings that demonstrate good photochromic properties, i.e., color and fade at acceptable rates and achieve a sufficiently dark colored state, and that meet optical coating "cosmetic" standards may be produced. Such
15 coatings enable the production of photochromic articles using plastics in which photochromic compounds do not function properly, and avoids the use of thermal transfer processes.

The novel coatings described herein exhibit a Fischer microhardness of from at least 45 to 180 Newtons per
20 mm². Articles of the present invention having this range of hardness are suitable for manipulation by automated process equipment without being damaged. The photochromic aminoplast coating composition used to form the photochromic coating may also be used to form a photochromic aminoplast resin
25 polymerizate.

DETAILED DESCRIPTION OF THE INVENTION

In recent years, photochromic articles, particularly photochromic plastic materials for optical applications, have
30 been the subject of considerable attention. In particular, photochromic ophthalmic plastic lenses have been investigated because of the weight advantage they offer, vis-à-vis, glass lenses. Moreover, photochromic transparencies for vehicles,

- 3 -

such as cars and airplanes, have been of interest because of the potential safety features that such transparencies offer. Photochromic articles that are most useful are those in which the photochromic compounds associated with the article exhibit
5 a high activated intensity and acceptable coloration and fade rates.

The use of photochromic coatings enables the preparation of photochromic plastic articles without the need to incorporate the photochromic compound(s) into the plastic
10 substrate which avoids the need to develop special optical resin materials for use with photochromic compounds. This is advantageous when the plastic, e.g., thermoplastic polycarbonate, does not have enough internal free volume or polymer chain flexibility for the photochromic compounds
15 incorporated into the plastic to function properly. The coating composition of the present invention enables preparation of photochromic articles using such plastics. Further, use of photochromic coatings result in more efficient utilization of photochromic compounds by avoiding the losses
20 associated with more conventional transfer methods, e.g., imbibition or permeation, to produce photochromic articles.

Other than in the operating examples, or where otherwise indicated, all values, such as those expressing wavelengths, quantities of ingredients, ranges or reaction
25 conditions, used in this description and the accompanying claims are to be understood as modified in all instances by the term "about".

When the coating compositions of the present invention are applied as a coating and cured, the coating
30 exhibits a Fischer microhardness of at least of 45 Newtons per mm^2 , preferably at least 55, more preferably at least 60 Newtons per mm^2 . Typically, the cured coating exhibits a Fischer microhardness of not more than 180 Newtons per mm^2 ,

- 4 -

preferably not more than 160 and more preferably not more than 150 Newtons per mm². The Fischer microhardness of the coating may range between any combination of these values, inclusive of the recited range.

5 The photochromic properties of the cured coating of the present invention are characterized by a ΔOD after 30 seconds of at least 0.15, preferably at least 0.16 and most preferably at least 0.17, and a ΔOD after 8 minutes of at least 0.47, preferably 0.50, and most preferably at least
10 0.55. The photochromic properties are also characterized by a bleach rate of not more than 180 seconds, preferably not more than 150, and more preferably not more than 100 seconds - all as measured at 85°F (29.4°C), and as described in Part D of Example 12 herein.

15 Aminoplast resin coatings having microhardness and photochromic performance properties within the aforestated ranges can be produced by balancing the amounts of the components of the crosslinkable composition used to prepare the coating matrix. For example, the specific properties of
20 the components comprising the coating matrix or polymerizate that will effect the microhardness and photochromic performance properties of the aminoplast resin matrix are the glass transition temperature and molecular weight of the components, and the crosslink density of the resultant matrix.
25 Generally, using components having higher glass transition temperatures and molecular weights results in coatings and polymerizates having an increased microhardness and vice versa. An increase in the number of reactive groups of a component will also cause an increase in the microhardness,
30 provided that all of the groups are reacted. In the latter case, the increase in the number of reactive groups, i.e., crosslinking sites, increases the density of the cured coating. It is believed however that the harder the coating

- 5 -

or polymerize the slower the performance of the photochromic compound contained therein.

The contribution of a particular component, e.g., a hydroxyl-functional component such as an organic polyol, to either the hardness or softness of the coating can be readily determined by measuring the Fischer microhardness of the resulting aminoplast resin coating. The hardness-producing component, as defined herein, is a component that increases the microhardness of the aminoplast resin coating as its concentration increases. Similarly, the softness-producing component, as defined herein, is a component that decreases the microhardness of the aminoplast resin coating as its concentration increases. Examples of hardness-producing organic polyols include, but are not limited to, low molecular weight polyols, amide-containing polyols, polyhydric polyvinyl alcohols, e.g., poly(vinylphenol), epoxy polyols and polyacrylic polyols. Softness-producing organic polyols include, but are not limited to, polyester polyols, urethane polyols, and polyether polyols, e.g., polyoxyalkylenes and poly(oxytetramethylene)diols. All of the aforementioned polyols are defined hereinafter.

The photochromic coating composition of the present invention may be prepared by combining a photochromic component with the reaction product of component(s) having at least two different functional groups selected from hydroxyl, carbamate, urea or mixtures of such functional groups and an aminoplast resin, i.e., crosslinking agent. The coating composition may further include catalyst.

Solvents may also be present in the coating composition. However, as described herein, solvents are not factored into the weight ratios and weight percents stated herein. All weight ratios and weight percents used herein are

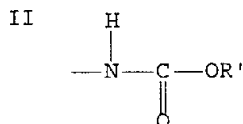
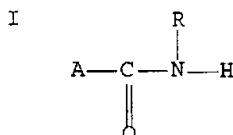
- 6 -

based on the total solids in the coating composition, unless stated otherwise.

Typically, the component(s) having a plurality of functional groups of the present invention is a film forming polymer, but a component which is not a film forming polymer may be utilized. However, it is necessary that at least the combination of the aminoplast resin component with the component(s) having a plurality of functional groups results in a crosslinked polymeric coating.

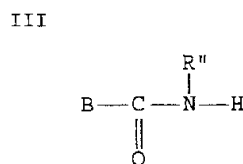
The component(s) having a plurality of pendant and/or terminal functional groups may have at least two groups selected from:

- a. hydroxyl;
- b. carbamate represented by structure I or II:



wherein A is -C- or -O-, R is hydrogen or C₁-C₁₈ alkyl, preferably, C₁-C₆ alkyl, or R is bonded to A and forms part of a 5 or 6 membered ring, R' is C₁-C₁₈ alkyl;

(c) urea represented by the following structure III:



- 7 -

wherein B is -NH-, R" is hydrogen or C₁-C₁₈ alkyl, preferably, C₁-C₆ alkyl, or R" is bonded to B and forms part of a 5 or 6 membered ring; or

(d) mixtures of such functional groups; provided
5 that the functional component or mixture of functional components provide at least 2 different functional groups to react with the aminoplast resin.

The functional group containing component(s), hereinafter referred to as the functional component, may be an
10 individual material having at least two different functional groups or a mixture of materials each of which may have two identical or different functional groups provided that there are at least two different functional groups present in the mixture. For example, the functional component may be a
15 combination of a material having two hydroxyl-functional groups and a material having two carbamate-functional groups.

Preferably, the functional component has at least two pendant and/or terminal groups selected from hydroxyl, carbamate represented by structure I, and urea represented by
20 structure III, and mixtures thereof. More preferably, the functional groups are selected from hydroxyl, carbamate represented by structure I and mixtures thereof. The component having such functional groups may be a monomer, polymer, oligomer, or mixture thereof. Preferably, the
25 component is a polymer or oligomer such as an acrylic polymer, a polyester polymer or oligomer, a polyurethane polymer or oligomer, or a blend of two or more of these materials. Acrylic polymers or oligomers are preferred materials.

The acrylic materials of the functional component
30 are copolymers of one or more alkyl esters of acrylic acid or methacrylic acid, and, optionally, one or more other polymerizable ethylenically unsaturated monomers. Suitable alkyl esters of acrylic or methacrylic acids, i.e., alkyl



AMENDED SHEET

EMPEANAC7EIT 22 MAR 2001

AHSRRIICKS7EIT 22 MAR 2001

- 8 -

esters of (meth)acrylic acids, having from 1 to 17 carbon atoms in the alkyl group, include methyl methacrylate, ethyl methacrylate, butyl methacrylate, ethyl acrylate, butyl acrylate, and 2-ethylhexyl acrylate. Suitable copolymerizable ethylenically unsaturated monomers include vinyl aliphatic compounds; vinyl aromatic compounds; (meth)acrylamidobutyraldehyde dialkyl acetal monomers such as acrylamidobutyraldehyde diethyl acetal (ABDA) and methacrylamidobutyraldehyde diethyl acetal (MABDA) monomers; poly(alkylene glycol) (meth)acrylate, e.g., methoxy polyethylene glycol monomethacrylate; nitriles such as acrylonitrile and methacrylonitrile; vinyl and vinylidene halides; vinyl esters; acid functional comonomers such as acrylic and methacrylic acid; and mixtures of such ethylenically unsaturated monomers. A further description of selected ethylenically unsaturated monomers is included hereinafter in relation to the preparation of polyacrylic polyols.

Hydroxyl functional components may be copolymerized with the acrylic monomers to impart hydroxyl functionality to the acrylic material. Examples of hydroxyl functional components that may be used to prepare the functional component of the present invention include, but are not limited to, (a) low molecular weight polyols, i.e., polyols having a weight average molecular weight less than 500, e.g., aliphatic diols, such as C₂-C₁₀ aliphatic diols, triols and polyhydric alcohols; (b) polyester polyols; (c) polyether polyols; (d) amide-containing polyols; (e) polyacrylic polyols; (f) polyhydric polyvinyl alcohols; (g) epoxy polyols; (h) urethane polyols; and (i) mixtures of such polyols. Preferably, the organic polyols are selected from the group consisting of low molecular weight polyols, polyacrylic polyols, polyether polyols, polyester polyols and mixtures

- 9 -

thereof. More preferably, the organic polyols are selected from the group consisting of polyacrylic polyols, polyester polyols, polyether polyols, and mixtures thereof, and most preferably polyacrylic polyols, polyether polyols and mixtures thereof. As used herein, the term "polyol" is meant to include materials having at least two hydroxyl groups.

Examples of low molecular weight polyols that can be used in the coating composition of the present invention include: tetramethylolmethane, i.e., pentaerythritol; trimethylolpropane; di- (trimethylolpropane); dimethylolpropionic acid; 1,2-ethanediol, i.e., ethylene glycol; 1,2-propanediol, i.e., propylene glycol; 1,3-propanediol; 2,2-dimethyl-1,3-propanediol, i.e., neopentyl glycol; 1,2,3-propanetriol, i.e., glycerin; 1,2-butanediol; 1,4-butanediol; 1,3-butanediol; 1,2,4-butanetriol; 1,2,3,4-butanetetrol; 2,2,4-trimethyl-1,3-pentanediol; 1,5-pentanediol; 2,4-pentanediol; 1,6 hexanediol; 2,5-hexanediol; 1,2,6 hexanetriol; 2-methyl-1,3 pentanediol; 2,4-heptanediol; 2-ethyl-1,3-hexanediol; 1,4-cyclohexanediol; 1-(2,2-dimethyl-3-hydroxypropyl)-2,2-dimethyl-3-hydroxypropionate; hexahydric alcohol, i.e., sorbitol; diethylene glycol; dipropylene glycol; 1,4-cyclohexanedimethanol; 1,2-bis(hydroxymethyl)cyclohexane; 1,2-bis(hydroxyethyl)-cyclohexane; bishydroxypropyl hydantoins; TMP/epsilon-caprolactone triols; hydrogenated bisphenol A; tris hydroxyethyl isocyanurate; the alkoxylation product of 1 mole of 2,2-bis(4-hydroxyphenyl)propane (i.e., bisphenol-A) and 2 moles of propylene oxide; ethoxylated or propoxylated trimethylolpropane or pentaerythritol having a number average molecular weight less than 500, and mixtures of such low molecular weight polyols.

Polyester polyols are known and can have a number average molecular weight in the range of from 500 to 10,000.

- 10 -

They are prepared by conventional techniques utilizing low molecular weight diols, triols and polyhydric alcohols known in the art, including but not limited to the previously described low molecular weight polyols (optionally in
5 combination with monohydric alcohols) with polycarboxylic acids.

Examples of suitable polycarboxylic acids for use in preparing the polyester include: phthalic acid, isophthalic acid, terephthalic acid, tetrahydrophthalic acid,
10 tetrachlorophthalic acid, hexahydrophthalic acid, methylhexahydrophthalic acid, adipic acid, azelaic acid, sebacic acid, maleic acid, succinic acid, glutaric acid, fumaric acid, chlorendic acid, trimellitic acid, tricarballic acid and mixtures thereof. Anhydrides of the
15 above acids, where they exist, can also be employed. In addition, certain materials which react in a manner similar to acids to form polyester polyols are also useful. Such materials include lactones, e.g., caprolactones, propiolactone and butyrolactone, and hydroxy acids such as hydroxycaproic
20 acid and dimethylol propionic acid. If a triol or polyhydric alcohol is used, a monocarboxylic acid, such as acetic acid and/or benzoic acid, may be used in the preparation of the polyester polyols, and for some purposes, such a polyester polyol may be desirable. Moreover, polyester polyols are
25 understood herein to include polyester polyols modified with fatty acids or glyceride oils of fatty acids (i.e., conventional alkyd polyols containing such modification). Another polyester polyol which may be utilized is one prepared by reacting an alkylene oxide, e.g., ethylene oxide, propylene
30 oxide, etc., and the glycidyl esters of versatic acid with methacrylic acid to form the corresponding ester.

Polyether polyols are known and may have a number average molecular weight in the range of from 500 to 10,000.

- 11 -

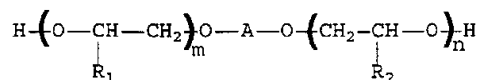
Examples of polyether polyols include various polyoxyalkylene polyols, polyalkoxylated polyols having a number average molecular weight greater than 500, e.g., poly(oxytetramethylene)diols and mixtures thereof. The polyoxyalkylene polyols can be prepared, according to well-known methods, by condensing alkylene oxide, or a mixture of alkylene oxides using acid or base catalyzed addition, with a polyhydric initiator or a mixture of polyhydric initiators such as ethylene glycol, propylene glycol, glycerol, sorbitol and the like. Illustrative alkylene oxides include ethylene oxide, propylene oxide, butylene oxide, e.g., 1,2-butylene oxide, amylene oxide, aralkylene oxides, e.g., styrene oxide, and the halogenated alkylene oxides such as trichlorobutylene oxide and so forth. The more preferred alkylene oxides include butylene oxide, propylene oxide and ethylene oxide or a mixture thereof using random or step-wise oxyalkylation. Examples of such polyoxyalkylene polyols include polyoxyethylene, i.e., polyethylene glycol, polyoxypropylene, i.e., polypropylene glycol and polyoxybutylene, i.e., polybutylene glycol. The number average molecular of such polyoxyalkylene polyols used as the soft segment is equal to or greater than 600, more preferably, equal to or greater than 725, and most preferably, equal to or greater than 1000.

The polyether polyols also include the known poly(oxytetramethylene)diols prepared by the polymerization of tetrahydrofuran in the presence of Lewis acid catalysts such as boron trifluoride, tin (IV) chloride and sulfonyl chloride. The number average molecular weight of poly(oxytetramethylene)diols used as the soft segment ranges from 500 to 5000, preferably from 650 to 2900, more preferably from 1000 to 2000, and most preferably is 1000.

- 12 -

Polyalkoxylated polyols having a number average molecular weight greater than 500 may be represented by the following general formula I,

I



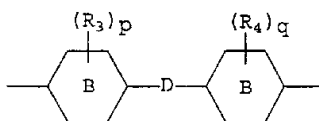
5

wherein m and n are each a positive number, the sum of m and n being from 5 to 70, R₁ and R₂ are each hydrogen, methyl or ethyl, preferably hydrogen or methyl and A is a divalent linking group selected from the group consisting of straight or branched chain alkylene (usually containing from 1 to 8 carbon atoms), phenylene, C₁ - C₄ alkyl substituted phenylene


10

and a group represented by the following general formula II,

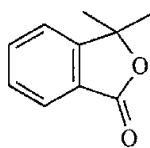
II



15 wherein R₃ and R₄ are each C₁ - C₄ alkyl, chlorine or bromine, p

and q are each an integer from 0 to 4,  represents a divalent benzene group or a divalent cyclohexane group, and D is O, S, -S(O₂)-, -C(O)-, -CH₂-, -CH=CH-, -C(CH₃)₂-,


-C(CH₃)(C₆H₅)- or



when



20 is the divalent benzene group, and D is O, S, -CH₂-, or

-C(CH₃)₂- when  is the divalent cyclohexane group.

- 13 -

Preferably, the polyalkoxylated polyol is one wherein the sum of m and n is from 15 to 40, e.g., 25 to 35, R_1 and R_2 are each hydrogen, and A is a divalent linking group according to



general formula II wherein  represents a divalent

5 benzene group, p and q are each 0, and D is $-C(CH_3)_2-$, and most preferably, the sum of m and n is from 25 to 35, e.g., 30.

Such materials may be prepared by methods which are well known in the art. One such commonly used method involves reacting a polyol, e.g., 4,4'-isopropylidenediphenol, with an oxirane
10 containing substance, for example ethylene oxide, propylene oxide, α -butylene oxide or β -butylene oxide, to form what is commonly referred to as an ethoxylated, propoxylated or butoxylated polyol having hydroxy functionality.

Examples of polyols suitable for use in preparing
15 the polyalkoxylated polyols include the low molecular weight polyols described herein; phenylene diols such as ortho, meta and para dihydroxy benzene; alkyl substituted phenylene diols such as 2,6-dihydroxytoluene, 3-methylcatechol, 4-methylcatechol, 2-hydroxybenzyl alcohol, 3-hydroxybenzyl
20 alcohol, and 4-hydroxybenzyl alcohol; dihydroxybiphenyls such as 4,4'-dihydroxybiphenyl and 2,2'-dihydroxybiphenyl; bisphenols such as 4,4'-isopropylidenediphenol; 4,4'-oxybisphenol; 4,4'-dihydroxybenzenephene; 4,4'-thiobisphenol; phenolphthalein; bis(4-hydroxyphenyl)methane;
25 4,4'-(1,2-ethenediyl)bisphenol; and 4,4'-sulfonylbisphenol; halogenated bisphenols such as 4,4'-isopropylidenebis(2,6-dibromophenol), 4,4'-isopropylidenebis(2,6-dichlorophenol) and 4,4'-isopropylidenebis(2,3,5,6-tetrachlorophenol); and
30 bicyclohexanols, which can be prepared by hydrogenating the corresponding bisphenols, such as 4,4'-isopropylidene-

- 14 -

biscyclohexanol; 4,4'-oxybiscyclohexanol; 4,4'-thiobiscyclohexanol; and bis(4-hydroxycyclohexanol)methane.

Preferably, the polyether polyols are selected from the group consisting of polyoxyalkylene polyols, 5 polyalkoxylated polyols, poly(oxytetramethylene)diols and mixtures thereof, and most preferably, polyoxyalkylene polyols having a number average molecular weight of equal to or greater than 1,000, ethoxylated Bisphenol A having approximately 30 ethoxy groups, poly(oxytetramethylene) diols 10 having a number average molecular weight of 1000 and mixtures thereof.

Amide-containing polyols are known and typically are prepared from the reaction of diacids or lactones and low molecular weight polyols described herein with diamines or 15 aminoalcohols as described hereinafter. For example, amide-containing polyols may be prepared by the reaction of neopentyl glycol, adipic acid and hexamethylenediamine. The amide-containing polyols may also be prepared through aminolysis by the reaction, for example, of carboxylates, 20 carboxylic acids, or lactones with amino alcohols. Examples of suitable diamines and amino alcohols include hexamethylenediamines, ethylenediamines, phenylenediamine, monoethanolamine, diethanolamine, isophorone diamine and the like.

25 Polyhydric polyvinyl alcohols are known and can be prepared, for example, by the polymerization of vinyl acetate in the presence of suitable initiators followed by hydrolysis of at least a portion of the acetate moieties. In the hydrolysis process, hydroxyl groups are formed which are 30 attached directly to the polymer backbone. In addition to homopolymers, copolymers of vinyl acetate and monomers such as vinyl chloride can be prepared and hydrolyzed in similar fashion to form polyhydric polyvinyl alcohol-polyvinyl

- 15 -

chloride copolymers. Also included in this group are poly(vinylphenol) polymers and copolymers of poly(vinylphenols) which may be synthesized by vinyl polymerization of p-vinylphenol monomers.

- 5 Epoxy polyols are known and can be prepared, for example, by the reaction of glycidyl ethers of polyphenols such as the diglycidyl ether of 2,2-bis(4-hydroxyphenyl)propane, with polyphenols such as 2,2-bis(4-hydroxyphenyl)propane. Epoxy polyols of varying molecular
10 weights and average hydroxyl functionality can be prepared depending upon the ratio of starting materials used.

- Urethane polyols are known and can be prepared, for example, by reaction of a polyisocyanate with excess organic polyol to form a hydroxyl functional product. Examples of
15 polyisocyanates useful in the preparation of urethane polyols include toluene-2,4-diisocyanate; toluene-2,6-diisocyanate; diphenylmethane-4,4'-diisocyanate; diphenyl methane-2,4'-diisocyanate; para-phenylene diisocyanate; biphenyl diisocyanate; 3,3'-dimethyl-4,4'-diphenylene diisocyanate;
20 tetramethylene-1,4-diisocyanate; hexamethylene-1,6-diisocyanate; 2,2,4-trimethyl hexane-1,6-diisocyanate; lysine methyl ester diisocyanate; bis (isocyanato ethyl)fumarate; isophorone diisocyanate; ethylene diisocyanate; dodecane-1,12-diisocyanate; cyclobutane-1,3-diisocyanate; cyclohexane-1,3-
25 diisocyanate; cyclohexane-1,4-diisocyanate; methyl cyclohexyl diisocyanate; dicyclohexylmethane diisocyanate; hexahydrotoluene-2,4-diisocyanate; hexahydrotoluene-2,6-diisocyanate; hexahydrophenylene-1,3-diisocyanate; hexahydrophenylene-1,4-diisocyanate; polymethylene polyphenol
30 isocyanates perhydrodiphenylmethane-2,4'-diisocyanate; perhydrodiphenylmethane-4,4'-diisocyanate and mixtures thereof.

- 16 -

Examples of organic polyols useful in the preparation of urethane polyols include hydroxyl-terminated homopolymers of butadiene, the other polyols described herein, e.g., low molecular weight polyols, polyester polyols, 5 polyether polyols, amide-containing polyols, polyacrylic polyols, polyhydric polyvinyl alcohols and mixtures thereof.

The polyacrylic polyols are known and can be prepared by free-radical addition polymerization techniques of monomers described hereinafter. Preferably said polyacrylic 10 polyols have a weight average molecular weight of from 500 to 50,000 and a hydroxyl number of from 20 to 270. More preferably, the weight average molecular weight is from 1000 to 30,000 and the hydroxyl number is from 80 to 250. Most preferably, the average molecular weight is from 3,000 to 15 20,000 and the hydroxyl number is from 100 to 225.

Polyacrylic polyols include, but are not limited to, the known hydroxyl-functional addition polymers and copolymers of acrylic and methacrylic acids; their ester derivatives including, but not limited to, their hydroxyl-functional ester 20 derivatives. Examples of hydroxyl-functional ethylenically unsaturated monomers to be used in the preparation of the hydroxyl-functional addition polymers include hydroxyethyl (meth)acrylate, i.e., hydroxyethyl acrylate and hydroxyethyl methacrylate, hydroxypropyl (meth)acrylate, hydroxybutyl 25 (meth)acrylate, hydroxymethylethyl acrylate, hydroxymethylpropyl acrylate and mixtures thereof.

More preferably, the polyacrylic polyol is a copolymer of hydroxy-functional ethylenically unsaturated (meth)acrylic monomers and other ethylenically unsaturated 30 monomers selected from the group consisting of vinyl aromatic monomers, e.g., styrene, α -methyl styrene, t-butyl styrene and vinyl toluene; vinyl aliphatic monomers such as ethylene, propylene and 1,3-butadiene; (meth)acrylamide;

- 17 -

(meth)acrylonitrile; vinyl and vinylidene halides, e.g., vinyl chloride and vinylidene chloride; vinyl esters, e.g., vinyl acetate; alkyl esters of acrylic and methacrylic acids having from 1 to 17 carbon atoms in the alkyl group, including methyl (meth)acrylate, ethyl (meth)acrylate, butyl (meth)acrylate, cyclohexyl (meth)acrylate, 2-ethylhexyl (meth)acrylate, isobornyl (meth)acrylate and lauryl (meth)acrylate; epoxy-functional ethylenically unsaturated monomers such as glycidyl (meth)acrylate; carboxy-functional ethylenically unsaturated monomers such as acrylic and methacrylic acids and mixtures of such ethylenically unsaturated monomers.

The hydroxyl-functional ethylenically unsaturated (meth)acrylic monomer(s) may comprise up to 95 weight percent of the polyacrylic polyol copolymer. Preferably it comprises up to 70 weight percent, and more preferably, the hydroxyl-functional ethylenically unsaturated (meth)acrylic monomer(s) comprises up to 45 weight percent, e.g., 40 weight percent, of the total copolymer.

The polyacrylic polyols described herein can be prepared by free radical initiated addition polymerization of the monomer(s), and by organic solution polymerization techniques. The monomers are typically dissolved in an organic solvent or mixture of solvents including ketones such as methyl ethyl ketones, esters such as butyl acetate, the acetate of propylene glycol, and hexyl acetate, alcohols such as ethanol and butanol, ethers such as propylene glycol monopropyl ether and ethyl-3-ethoxypropionate, and aromatic solvents such as xylene and SOLVESSO 100, a mixture of high boiling hydrocarbon solvents available from Exxon Chemical Co. The solvent is first heated to reflux, usually 70 to 160°C, and the monomer or a mixture of monomers and free radical initiator is slowly added to the refluxing solvent, over a period of about 1 to 7 hours. Adding the monomers too quickly

- 18 -

may cause poor conversion or a high and rapid exothermic reaction, which is a safety hazard. Suitable free radical initiators include t-amyl peroxyacetate, di-t-amyl peroxyacetate and 2,2'-azobis (2-methylbutanenitrile). The free radical initiator is typically present in the reaction mixture at from 1 to 10 percent, based on total weight of the monomers. The polymer prepared by the procedures described herein is non-gelled or ungelled and preferably has a weight average molecular weight of from 500 to 50,000 grams per mole.

10 The molecular weight of suitable hydroxyl-functional components for the preparation of compositions of the invention can vary within wide limits depending on the nature of the specific classes of polyols selected. Typically, the number average molecular weight of suitable polyols can range from 62 to 50,000, preferably from 1000 to 20,000, and the hydroxyl equivalent weight can range from 31 to 25,000, preferably 500 to 10,000. The molecular weights of the hydroxyl group-containing polymers are determined by gel permeation chromatography using a polystyrene standard.

20 Carbamate functional groups of structure I may be incorporated as pendant groups into the acrylic polymer by copolymerizing the acrylic monomers with a carbamate functional vinyl monomer, for example a carbamate functional alkyl ester of methacrylic acid. These carbamate functional alkyl esters are prepared by reacting, for example, a hydroxylalkyl carbamate, such as the reaction product of ammonia and ethylene carbonate or propylene carbonate, with methacrylic anhydride. Other carbamate functional vinyl monomers are, for instance, the reaction product of hydroxyethyl methacrylate, isophorone diisocyanate, and hydroxypropyl carbamate (yielding structure I), or the reaction product of hydroxypropyl methacrylate, isophorone diisocyanate, and methanol (yielding structure II). Still

- 19 -

other carbamate functional vinyl monomers may be used, such as the reaction product of isocyanic acid (HNCO) with a hydroxyl functional acrylic or methacrylic monomer such as hydroxyethyl acrylate, and those carbamate functional vinyl monomers described in U.S. Pat. 3,479,328. Pendant carbamate groups can also be incorporated into the acrylic polymer by reacting a hydroxyl functional acrylic polymer with a low molecular weight alkyl carbamate such as methyl carbamate. Reference is made to Japanese Kokai 51-4124. Also, hydroxyl functional acrylic polymers can be reacted with isocyanic acid yielding pendant carbamate groups. Note that the production of isocyanic acid is disclosed in U.S. Pat. 4,364,913. Likewise, hydroxyl functional acrylic polymers can be reacted with urea to give an acrylic polymer with pendant carbamate groups.

Urea groups of structure III may be incorporated as pendant groups into the acrylic polymer by copolymerizing the acrylic monomers with urea functional vinyl monomers such as urea functional alkyl esters of acrylic acid or methacrylic acid. Examples include the condensation product of acrylic acid or methacrylic acid with a hydroxyalkyl ethylene urea such as hydroxyethyl ethylene urea. Other urea functional monomers are, for example, the reaction product of hydroxyethyl methacrylate, isophorone diisocyanate, and hydroxyethyl ethylene urea.

The acrylic materials, i.e., polymers, of the functional group containing component may be prepared by the aforescribed free radical polymerization methods disclosed in relation to polyacrylic polyols or by solution polymerization techniques in the presence of suitable catalysts. Such catalysts are organic peroxides or azo compounds, for example, benzoyl peroxide or N,N-azobis(isobutyronitrile). The polymerization may be carried out in an organic solution in which the monomers are soluble

- 20 -

by techniques conventional in the art. Alternately, the acrylic polymer may be prepared by aqueous emulsion or dispersion polymerization techniques well known in the art.

The acrylic polymer typically has a weight average
5 molecular weight of from about 500 to 50,000, preferably from about 1,000 to 30,000 as determined by gel permeation chromatography using a polystyrene standard, and an equivalent weight of less than 5000, preferably within the range of 140 to 2500, based on equivalents of reactive pendant or terminal
10 hydroxyl, carbamate, urea, or combinations of such functional groups. The equivalent weight is a calculated value based on the relative amounts of the various ingredients used in making the acrylic material and is based on solids of the acrylic material.

15 Polyesters may also be used in the formulation of the functional component in the coating composition and may be prepared by the polyesterification of a polycarboxylic acid or anhydride thereof with polyols and/or an epoxide. Examples of suitable materials for preparing polyesters are described
20 herein in relation to polyester polyols. Polyesters having hydroxyl-functional groups may be prepared by the aforescribed methods for making polyester polyols.

Carbamate functional groups of structure I may be incorporated as pendant groups into a polyester by first
25 forming a hydroxylalkyl carbamate which can be reacted with the polyacids and polyols used in forming the polyester. A polyester oligomer may be prepared by reacting a polycarboxylic acid such as the aforementioned with a hydroxyalkyl carbamate. An example of a hydroxylalkyl
30 carbamate is the reaction product of ammonia and ethylene carbonate or propylene carbonate. The hydroxylalkyl carbamate is condensed with acid functionality on the polyester or polycarboxylic acid, yielding pendant carbamate functionality.

- 21 -

Pendant carbamate functional groups of structure I may also be incorporated into the polyester by reacting isocyanic acid or a low molecular weight alkyl carbamate such as methyl carbamate with a hydroxyl functional polyester. Also, pendant carbamate functionality may be incorporated into the polyester by reacting a hydroxy functional polyester with urea.

Urea groups of structure III may be incorporated into the polyester as pendant groups by reacting a hydroxyl functional urea such as a hydroxyalkyl ethylene urea with the polyacids and polyols used in making the polyester. A polyester oligomer can be prepared by reacting a polyacid with a hydroxyl functional urea. Also, isocyanate terminated polyurethane or polyester prepolymers may be reacted with primary amines, aminoalkyl ethylene urea, or hydroxylalkyl ethylene urea to yield materials with pendant urea groups. Preparation of these polymers is known in the art and is described in U.S. Pat. No. 3,563,957.

Polyurethanes may also be used in the formulation of the functional component in the coating composition. Polyurethanes may be formed by reacting a polyisocyanate with a polyester having hydroxyl functionality and containing pendant hydroxyl, carbamate and/or urea groups. Alternatively, the polyurethane can be prepared by reacting a polyisocyanate with a polyester polyol and a hydroxylalkyl carbamate or isocyanic acid as separate reactants. Examples of suitable polyisocyanates are aromatic and aliphatic polyisocyanates, with aliphatic being preferred because of better color and durability properties. Examples of suitable aromatic diisocyanates are diphenylmethane-4,4'-diisocyanate, 1,3-phenylene diisocyanate, 1,4-phenylene diisocyanate, and toluene diisocyanate. Examples of suitable aliphatic diisocyanates are straight chain aliphatic diisocyanates such as 1,4-tetramethylene diisocyanate and 1,6-hexamethylene

- 22 -

diisocyanate. Also, cycloaliphatic diisocyanates can be employed and may be selected to impart hardness to the product. Examples include 1,4-cyclohexyl diisocyanate, isophorone diisocyanate, alpha,alpha-xylylene diisocyanate and 5 4,4'-methylene-bis-(cyclohexylisocyanate). Other polyisocyanates useful in preparing the polyurethane are included in the aforescribed methods for making urethane polyols.

The polyester or polyurethane materials used to 10 prepare the functional component typically have a number average molecular weights of about 300 to 3,000, preferably about 300 to 1,500 as determined by gel permeation chromatography using a polystyrene standard, and an equivalent weight of from about 140 to 2,500 based on equivalents of 15 pendant hydroxyl, carbamate, urea or combinations of such functional groups. The equivalent weight is a calculated value based on the relative amounts of the various ingredients used in making the polyester or polyurethane and is based on solids of the material.

20 The aminoplast resin of the coating composition of the present invention is in the composition in amounts of at least 1 percent by weight, preferably, at least 2 percent by weight, and more preferably, at least 5 percent by weight. Typically, the aminoplast resin is present in amounts of not 25 more than 30 percent by weight, preferably, not more than 20 percent by weight and most preferably, not more than 15 percent by weight in the coating composition. The amount of aminoplast resin in the coating composition may range between any combination of these values, inclusive of the recited 30 values. Aminoplast resins are condensation products of amines or amides with aldehydes. Examples of suitable amine or amides are melamine, benzoguanamine, glycoluril, urea and

- 23 -

similar compounds. Preferably, the aminoplast resin has at least two reactive groups.

Generally, the aldehyde employed is formaldehyde, although products can be made from other aldehydes such as acetaldehyde, crotonaldehyde, benzaldehyde and furfural. The condensation products contain methylol groups or similar alkylol groups depending on the particular aldehyde employed. These alkylol groups may be etherified by reaction with an alcohol. Various alcohols employed include monohydric alcohols containing from 1 to 6 carbon atoms such as methanol, ethanol, isopropanol, n-butanol, pentanol and hexanol. Preferably, alcohols containing from 1 to 4 carbon atoms are used.

Aminoplast resins are commercially available from American Cyanamid Co. under the trademark CYMEL and from Monsanto Chemical Co. under the trademark RESIMENE. The preferred aminoplast resin for use in the coating composition of the present invention is an alkylated melamine-formaldehyde condensate found in products such as CYMEL® 345, 350 and/or 370 resins. However, condensation products of other amines and amides can also be employed, for example, aldehyde condensates of triazines, diazines, triazoles, guanidines, guanamines and alkyl- and aryl-substituted derivatives of such compounds, including alkyl- and aryl-substituted melamines. Some examples of such compounds are N,N'-dimethyl urea, benzourea, dicyandiamide, formaguanamine, acetoguanamine, ammeline, 2-chloro-4,6-diamino-1,3,5-triazine, 6-methyl-2,4-diamino-1,3,5-triazine, 3,5-diaminotriazole, triaminopyrimidine, 2-mercapto-4,6-diamino-pyrimidine, 3,4,6-tris(ethylamino)-1,3,5-triazine, tris(alkoxycarbonylamino) triazine and the like.

Typically, the amount of the functional group containing component and the aminoplast component in the

- 24 -

coating compositions of the invention are selected to provide a ratio of equivalents of functional groups, i.e., hydroxyl, carbamate and/or urea, to equivalents of reactive aminoplast groups, i.e., methylol and/or methylol ether groups, in the range of 0.5 to 2:1. This ratio is based on calculated equivalent weights and is sufficient to result in a crosslinked coating. The functional component and the aminoplast component in combination may be present in the coating composition in amounts of from 20 to 99.9, preferably from 60 to 95 percent, and more preferably from 70 to 90 percent by weight based on weight of total resin solids.

The coating composition of the invention may include a catalytic agent for accelerating the curing reaction between functional groups of the functional group containing component and the reactive groups of the aminoplast component. Examples of suitable catalysts are acidic materials and include phosphoric acid or substituted phosphoric acids such as alkyl acid phosphate and phenyl acid phosphate, sulfonic acids or substituted sulfonic acids such as para-toluene sulfonic acid, dodecylbenzine sulfonic acid and dinonylnaphthalene sulfonic acid. The amount of optional catalyst is a catalytic amount, i.e., an amount necessary to catalyze the polymerization of monomers. The catalyst may be present in an amount of from 0.5 to 5.0 percent by weight, preferably from 1 to 2 percent by weight, based on the total weight of resin solids. After adding a catalytic amount of catalyst, any manner of curing the polymerizable composition of the present invention that is appropriate for the specific composition and substrate may be used.

Solvents that may be present in the coating composition of the present invention are those that are necessary to dissolve the solid components. The minimum amount of solvent present in the coating composition is a

- 25 -

solvating amount, i.e., an amount which is sufficient to solubilize the solid components in the coating composition. For example, the amount of solvent present may range from 10 to 80 weight percent based on the total weight of the coating composition.

Suitable solvents include, but are not limited to, the following: benzene, toluene, methyl ethyl ketone, methyl isobutyl ketone, acetone, ethanol, tetrahydrofurfuryl alcohol, propyl alcohol, propylene carbonate, N-methyl pyrrolidinone, N-vinyl pyrrolidinone, N-acetyl pyrrolidinone, N-hydroxymethyl pyrrolidinone, N-butyl pyrrolidinone, N-ethyl pyrrolidinone, N-(N-octyl) pyrrolidinone, N-(N-dodecyl) pyrrolidinone, 2-methoxyethyl ether, xylene, cyclohexane, 3-methyl cyclohexanone, ethyl acetate, butyl acetate, tetrahydrofuran, methanol, amyl propionate, methyl propionate, propylene glycol methyl ether, diethylene glycol monobutyl ether, dimethyl sulfoxide, dimethyl formamide, ethylene glycol, mono- and dialkyl ethers of ethylene glycol and their derivatives which are sold as CELLOSOLVE industrial solvents by Union Carbide, and mixtures of such solvents.

The photochromic aminoplast resin coating composition of the present invention may further comprise additional conventional ingredients which impart desired characteristics to the composition, or which are required for the process used to apply and cure the composition to the substrate or which enhance the cured coating made therefrom. Such additional ingredients comprise rheology control agents, leveling agents, e.g., surfactants, plasticizers such as benzoate esters, initiators, cure-inhibiting agents, free radical scavengers, polymer chain terminating agents and adhesion promoting agents, such as trialkoxysilanes preferably having an alkoxy radical of 1 to 4 carbon atoms, including γ -glycidoxypropyltrimethoxysilane, γ -

- 26 -

aminopropyltrimethoxysilane,
3,4-epoxycyclohexylethyltrimethoxysilane and
aminoethyltrimethoxysilane.

Photochromic compounds that may be utilized in the
5 aminoplast resin coating composition(s) of the present
invention are organic photochromic compounds. Such compounds
may be used individually or in combination with other
complementary photochromic compounds. Organic photochromic
compounds or substances containing the same used in the
10 coating composition described herein have at least one
activated absorption maxima within the range of between about
400 and 700 nanometers. Such substances may be incorporated,
e.g., dissolved or dispersed, in the aminoplast resin
composition used to prepare the photochromic aminoplast resin
15 coating and color when activated to an appropriate hue.

More particularly, in one embodiment the organic
photochromic component comprises:

- (a) at least one photochromic organic compound
having a visible lambda max of from 400 nanometers to 525
20 nanometers; and
- (b) at least one photochromic organic compound
having a visible lambda max of from greater than 525
nanometers to 700 nanometers.

Examples of suitable photochromic compounds for use
25 in the aminoplast resin coating composition of the present
invention include benzopyrans, naphthopyrans, e.g.,
naphtho[1,2-b]pyrans and naphtho[2,1-b]pyrans,
phenanthropyrans, quinopyrans, benzoxazines, naphthoxazines,
spiro(indoline)pyridobenzoxazines and indeno-fused
30 naphthopyrans such as those disclosed in U.S. Patent
5,645,767. Specific examples include the novel naphthopyrans
of U.S. Patent 5,658,501 and the complementary organic
photochromic substances disclosed in this patent from column

- 27 -

11, line 57 through column 13, line 36. Other photochromic substances contemplated for use herein are photochromic metal-dithizonates, e.g., mercury dithizonates which are described in, for example, U.S. Patent 3,361,706; fulgides and
5 fulgimides, e.g. the 3-furyl and 3-thienyl fulgides and fulgimides, which are described in U.S. Patent 4,931,220 at column 20, line 5 through column 21, line 38, and mixtures of the aforementioned suitable photochromic substances.

The disclosures relating to such photochromic
10 compounds in the aforescribed patents are incorporated herein, *in toto*, by reference. The photochromic coatings of the present invention may contain one photochromic compound or a mixture of photochromic compounds, as desired. Mixtures of photochromic compounds may be used to attain certain activated
15 colors such as a near neutral gray or brown. Further discussion of neutral colors and ways to describe such colors is found in U.S. Patent 5,645,767, column 12, line 66 to column 13, line 19.

The amount of the photochromic substances described
20 herein to be used in the coating or polymerizate of the present invention is an amount sufficient to produce a photochromic effect discernible to the naked eye upon activation. Generally such amount can be described as a photochromic amount.

25 The relative amounts of the aforesaid photochromic compounds used will vary and depend in part upon the relative intensities of the color of the activated species of such compounds, and the ultimate color desired. Generally, the amount of photochromic substance incorporated into the coating
30 composition may range from 0.1 to 40 weight percent based on the weight of the solids in the coating composition. Preferably, the concentration of photochromic substances ranges from 1.0 to 30 weight percent, more preferably, from 3

- 28 -

to 20 weight percent, and most preferably, from 5 to 15 weight percent, e.g., from 7 to 14 weight percent.

The photochromic compound(s) described herein may be incorporated into the coating composition by dissolving or
5 dispersing the photochromic substance within a component, e.g., the organic polyol, of the coating composition. The photochromic substance may be added directly to the coating composition or it may be dissolved in solvent before adding it to the component or to the formulated coating composition.
10 Alternatively, the photochromic compounds may be incorporated into the cured coating or polymerizate by imbibition, permeation or other transfer methods, as is known by those skilled in the art.

Compatible (chemically and color-wise) tints, i.e.,
15 dyes, may be added to the coating composition, applied to the coated article or applied to the substrate prior to coating to achieve a more aesthetic result, for medical reasons, or for reasons of fashion. The particular dye selected will vary and depend on the aforesaid need and result to be
20 achieved. In one embodiment, the dye may be selected to complement the color resulting from the activated photochromic substances, e.g., to achieve a more neutral color or absorb a particular wavelength of incident light. In another embodiment, the dye may be selected to provide a
25 desired hue to the substrate and/or coated article when the photochromic substance is in an unactivated state.

Adjuvant materials may also be incorporated into the coating composition with the photochromic substances, prior to, simultaneously with or subsequent to application or
30 incorporation of the photochromic substances in the coating composition or cured coating. For example, ultraviolet light absorbers may be admixed with photochromic substances before their addition to the coating composition or such absorbers

- 29 -

may be superposed, e.g., superimposed, as a layer between the photochromic coating and the incident light. Further, stabilizers may be admixed with the photochromic substances prior to their addition to the coating composition to improve the fatigue resistance of the photochromic substances. Stabilizers, such as hindered amine light stabilizers (HALS), antioxidants, e.g., polyphenolic antioxidants, asymmetric diaryloxalamide (oxanilide) compounds and singlet oxygen quenchers, e.g., a nickel ion complex with an organic ligand, or mixtures of stabilizers are contemplated. They may be used alone or in combination. Such stabilizers are described in U.S. Patents 4,720,356, 5,391,327 and 5,770,115 which patents are incorporated herein by reference.

The coating compositions of the present invention may be applied to substrates, of any type such as, for example paper, glass, ceramics, wood, masonry, textiles, metals and polymeric organic materials. Preferably, the substrate is a polymeric organic material, particularly, thermoset and thermoplastic polymeric organic materials, e.g., thermoplastic polycarbonate type polymers and copolymers and homopolymers or copolymers of a polyol(allyl carbonate) used as organic optical materials.

The amount of the coating composition applied to the substrate is an amount necessary to incorporate a sufficient quantity of the organic photochromic substance(s) to produce a coating that exhibits the required change in optical density (ΔOD) when the cured coating is exposed to UV radiation. The required change in optical density is that which, when tested at 85°F (29.4°C) produces a ΔOD of at least 0.15 after 30 seconds and at least 0.47 after 8 minutes. The bleach rate of the photochromic coating (the photochromic(s) in the coating) should be not more than 180 seconds using the photochromic response testing described in Part D of Example

- 30 -

12 herein. The applied coating may have a thickness of at least 5 microns, preferably, at least 10 microns, more preferably at least 20 microns, e.g., 25 microns. The applied coating will also usually have a thickness of not
5 more than 200 microns, preferably, not more than 100 microns, and more preferably not more than 50 microns, e.g., 40 microns. The thickness of the coating may range between any combination of these values, inclusive of the recited values.

It is typical to treat the surface of the substrate
10 to be coated prior to applying the coating composition of the present invention for the purposes of cleaning the surface and promoting adhesion. Effective treatment techniques for plastics, such as those prepared from CR-39® diethylene glycol bis(allyl carbonate) monomer or thermoplastic polycarbonate,
15 e.g., a resin derived from bisphenol A and phosgene, include ultrasonic cleaning; washing with an aqueous mixture of organic solvent, e.g., a 50:50 mixture of isopropanol: water or ethanol: water; UV treatment; activated gas treatment, e.g., treatment with low temperature plasma or corona
20 discharge, and chemical treatment such as hydroxylation, i.e., etching of the surface with an aqueous solution of alkali, e.g., sodium hydroxide or potassium hydroxide, that may also contain a fluorosurfactant. See U.S. Patent 3,971,872, column 3, lines 13 to 25; U.S. Patent 4,904,525, column 6, lines 10
25 to 48; and U.S. Patent 5,104,692, column 13, lines 10 to 59, which describe surface treatments of polymeric organic materials.

The treatment used for cleaning glass surfaces will depend on the type of dirt present on the glass surface. Such
30 treatments are known to those skilled in the art. For example, washing the glass with an aqueous solution that may contain a low foaming, easily rinsed detergent, followed by rinsing and drying with a lint-free cloth; and ultrasonic bath

- 31 -

treatment in heated (about 50°C) wash water, followed by rinsing and drying. Pre-cleaning with an alcohol-based cleaner or organic solvent prior to washing may be required to remove adhesives from labels or tapes.

5 In some cases, it may be necessary to apply a primer to the surface of the substrate before application of the coating composition of the present invention. The primer serves as a barrier coating to prevent interaction of the coating ingredients with the substrate and vice versa, and/or
10 as an adhesive layer to adhere the coating composition to the substrate. Application of the primer may be by any of the methods used in coating technology such as, for example, spray coating, spin coating, spread coating, curtain coating, dip coating, casting or roll-coating.

15 The use of protective coatings, some of which may contain polymer-forming organosilanes, as primers to improve adhesion of subsequently applied coatings has been described. In particular, the use of non-tintable coatings is preferred. Examples of commercial coating products include SILVUE 124 and
20 HI-GARD coatings, available from SDC Coatings, Inc. and PPG Industries, Inc., respectively. In addition, depending on the intended use of the coated article, it may be necessary to apply an appropriate protective coating(s), i.e., an abrasion resistant coating onto the exposed surface of the coating
25 composition to prevent scratches from the effects of friction and abrasion. In some cases, the primer and protective coatings are interchangeable, i.e., the same coating may be used as the primer and the protective coating(s). Other coatings or surface treatments, e.g., a tintable coating,
30 antireflective surface, etc., may also be applied to the cured coating of the present invention.

 The coating composition of the present invention may be applied using the same methods described herein for

- 32 -

applying the primer and the protective coating(s) or other methods known in the art can be used. Preferably, the coating composition is applied by spin coating, curtain coating, dip coating, spray coating methods, or by methods used in
5 preparing overlays. Such methods for producing overlays are disclosed in U.S. Patent 4,873,027, which patent is incorporated herein by reference.

Following application of the coating composition to the treated surface of the substrate, the coating is cured.
10 Depending on the components selected for the coating composition of the present invention, the coating may be cured at temperatures ranging from 22°C to 200°C. If heating is required to obtain a cured coating, temperatures of between 80°C and a temperature above which the substrate is damaged due
15 to heating, e.g., 80°C to 200°C, are typically used. For example, certain organic polymeric materials may be heated up to 130°C for a period of 1 to 16 hours in order to cure the coating without causing damage to the substrate. While a range of temperatures has been described for curing the coated
20 substrate, it will be recognized by persons skilled in the art that temperatures other than those disclosed herein may be used. Additional methods for curing the photochromic aminoplast resin coating composition include irradiating the coating with infrared, ultraviolet, visible, microwave, or
25 electron radiation. This may be followed by a heating step.

Preferably, the resulting cured coating meets commercially acceptable "cosmetic" standards for optical coatings. Examples of cosmetic defects of coated lens include an orange peel-like appearance, pits, spots, inclusions,
30 cracks and crazing of the coating. Most preferably, the coatings prepared using the photochromic coating composition of the present invention are substantially free of cosmetic defects.

- 33 -

Examples of polymeric organic materials that may be substrates for the coating composition of the present invention are polymers, i.e., homopolymers and copolymers, of the monomers and mixtures of monomers disclosed in U. S. Patent 5,658,501 from column 15, line 28 to column 16, line 17, which is incorporated herein by reference.

Examples of such monomers and polymers include: polyol(allyl carbonate)monomers, e.g., diethylene glycol bis(allyl carbonate), which monomer is sold under the trademark CR-39; polyol(meth)acryloyl terminated carbonate monomer; diethylene glycol dimethacrylate monomers; ethoxylated phenol methacrylate monomers; diisopropenyl benzene monomers; ethoxylated trimethylol propane triacrylate monomers; ethylene glycol bismethacrylate monomers; poly(ethylene glycol)bis methacrylate monomers; urethane acrylate monomers; poly(ethoxylated bisphenol A dimethacrylate); poly(vinyl acetate); poly(vinyl alcohol); poly(vinyl chloride); poly(vinylidene chloride); polyurethanes, polythiourethanes, thermoplastic polycarbonates, such as the carbonate-linked resin derived from bisphenol A and phosgene, which is sold under the trademark LEXAN; polyesters, such as the material sold under the trademark MYLAR; poly(ethylene terephthalate); polyvinyl butyral; and poly(methyl methacrylate), such as the material sold under the trademark PLEXIGLAS and mixtures thereof.

More particularly contemplated, is the use of the combination of the photochromic aminoplast resin coating composition of the present invention with polymeric organic materials such as optically clear polymerizates, i.e., materials suitable for optical applications, such as optical elements, e.g., plano and vision correcting ophthalmic lenses, windows, clear polymeric films, automotive transparencies, e.g., windshields, aircraft transparencies, plastic sheeting,

- 34 -

etc. Such optically clear polymerizates may have a refractive index that may range from 1.48 to 2.00, e.g., from 1.495 to 1.75 or from 1.50 to 1.66. Specifically contemplated are optical elements made of thermoplastic polycarbonates.

5 Application of the photochromic aminoplast resin coating composition of the present invention to a polymeric film in the form of an "applique" may be accomplished using the methods describe in column 17, line 28 to column 18, line 57 of U.S. Patent 5,198,267.

10 Most particularly contemplated, is the use of the combination of the photochromic aminoplast resin coating composition of the present invention with optical elements to produce photochromic optical articles. Such articles are prepared by sequentially applying to the optical element a
15 primer, the photochromic aminoplast resin composition of the present invention and appropriate protective coating(s). The resulting cured coating preferably meets commercially acceptable "cosmetic" standards for optical coatings, and most preferably, is substantially free of cosmetic defects.

20 In another embodiment of the invention, the photochromic coating composition may be used to form polymerizates, e.g., shaped solid optically clear polymerizates, as defined herein with respect to polymeric organic materials. Polymerization of the coating composition
25 may be accomplished by adding to the polymerizable composition a catalyst and curing in a manner appropriate for the specific composition and desired shape. The resulting polymerizate may have a thickness of 0.5 millimeters or more.

In one contemplated embodiment, a glass two-part
30 lens mold is filled with desolvated photochromic coating composition, i.e., the polymerizable composition containing a minimal amount of solvent, which may additionally contain a catalytic amount of phosphoric acid. The glass mold is sealed

- 35 -

and placed in an oven. A thermal polymerization cycle is initiated which may range from 10 to 20 hours duration at about 45 to 110°C. Afterwards, the mold is opened and the resulting lens, i.e., polymerizate, is removed. The polymer lens thus produced is then annealed for a period and at a temperature sufficient to eliminate residual stresses in the lens. The temperature is generally between 100 and 110°C and annealing is carried out for 1 to 5 hours. If the photochromic material was not included in the polymerizable composition, it may be incorporated into the polymerizate by imbibition, permeation or other transfer methods known to those skilled in the art.

In a further contemplated embodiment, a semi-finished single vision (SFSV) lens having an adherent layer of the photochromic crosslinkable composition of the present invention may be prepared by an overmolding process. Typically, a predetermined volume of the photochromic polymerizable composition is dispensed into a volume defined by a spherical negative glass mold, which approximately matches the front surface curve and the outer diameter of a SFSV lens. The glass mold is fitted with a circular polyvinyl chloride gasket that extends approximately 0.2 millimeters above the mold and has an inside diameter approximately 4 millimeters less than outside diameter of the glass mold. After the monomer is dispensed, the SFSV lens is carefully placed on the dispensed polymerizable composition which spreads to fill the defined volume. A circular glass plate having an outside diameter equal to or greater than that of the lens is placed onto the rear surface of the lens. A spring clamp is positioned so that one side of the clamp is on the front surface of the negative mold and other side of the clamp is on the back surface of the glass plate. The resulting assembly is sealed by taping the circumference of

- 36 -

the plate-lens-gasket-mold using polyurethane tape. The assembly is preheated in an air oven from 30 to 95°C for 60 minutes and subsequently, the temperature is increased from 95°C to 125°C and decreased to 82°C over a 3 hour interval.

5 The assembly is separated by inserting a wedge beneath the gasket between the lens and mold. The lens now has an adherent layer of from 180 to 200 microns. If the photochromic material was not included in the polymerizable composition, it may be incorporated into the adherent layer by

10 imbibition, permeation or other transfer methods known to those skilled in the art.

The present invention is more particularly described in the following examples, which are intended as illustrative only, since numerous modifications and variations therein will

15 be apparent to those skilled in the art.

Composition A

The following materials were added in the order and manner described to a suitable reaction vessel equipped with

20 an agitator, a fractional distillation column, a condenser, a distillation receiving vessel, a nitrogen inlet, an internal temperature probe connected to an external electronic controller and a heating mantle:

25

<u>Charge-1</u>	
<u>Material</u>	<u>Weight (grams)</u>
Trimethylolpropane	265.1
Hexahydrophthalic anhydride	1225.3
Neopentyl glycol	435.9
2,2,4-trimethyl-1,3-pentanediol	566.8
Triphenylphosphite	2.75
Butyl stannous acid	3.76

- 37 -

Charge-2

<u>Material</u>	<u>Weight (grams)</u>
Triphenylphosphite	3.7
Butyl stannic acid	3.7

Charge-3

<u>Material</u>	<u>Weight (grams)</u>
DOWANOL PM carbamate solution ⁽¹⁾	2160.1

5

Charge-4

<u>Material</u>	<u>Weight (grams)</u>
DOWANOL PM ⁽²⁾	876.3

- (1) Reaction product of DOWANOL PM and urea as a 38 weight percent solution in Dowanol PM.
- 10 (2) 1-methoxy-2-propanol available from Dow Chemical Co.

Charge 1 was added to the reaction vessel. Nitrogen was introduced to blanket the reactants and the agitator was
15 turned on. After heating the reaction mixture to 80°C, nitrogen was sparged into the reaction mixture which was held at this temperature for 20 minutes. Heating was resumed with continued nitrogen sparging until a reaction temperature of 200° - 210°C was attained. The reaction was held in this
20 temperature range while distilling off water until an acid value of 10.5 was attained. The temperature of the reaction mixture was reduced to 140°C and the fractional column was removed. The overhead equipment of the system was reconfigured for simple vacuum distillation and an addition
25 funnel was added to the reactor. Charge 2 was added to the

- 38 -

reaction mixture. Charge 3 was added to the reaction vessel through the addition funnel over a period of 4 hours.

During the addition of Charge 3, reduced pressure was maintained on the system to distill DOWANOL PM from the reaction mixture. After Charge 3 was completed, distillation was maintained by gradually reducing the pressure inside the reaction vessel until a pressure of 60 mm Hg was attained. The reaction mixture was held at this pressure until distillation stopped. A sample was collected and had a measured hydroxyl value of 8.2.

Charge 4 was added to the reaction mixture. The resulting polymer solution had a measured total solids content based on total solution weight of 72.8 percent, a viscosity of 22 on the Gardner-Holt viscosity scale, a weight average molecular weight of 2288 and a number average molecular weight of 1228 as determined by gel permeation chromatography using a polystyrene standard.

Composition B

Part A

The following materials were added in the order and manner described to a suitable reaction vessel equipped with an agitator, a reflux column, addition vessels, nitrogen inlet, an internal temperature probe connected to an external electronic controller and a heating jacket:

Charge-1

<u>Material</u>	<u>Weight (parts)</u>
DOWANOL PM solvent	192.6

- 39 -

Charge-2

<u>Material</u>	<u>Weight (parts)</u>
Butyl methacrylate	1827.4
Hydroxypropyl acrylate	1260.2
Methyl styrene dimer	63.0

Charge-3

<u>Material</u>	<u>Weight (parts)</u>
DOWANOL PM solvent	85.8
LUPEROX 575 initiator ⁽³⁾	110.3

5

Charge-4

<u>Material</u>	<u>Weight (parts)</u>
DOWANOL PM solvent	30.0

Charge-5

<u>Material</u>	<u>Weight (parts)</u>
DOWANOL PM solvent	31.6
LUPEROX 575 initiator	31.6

Charge-6

<u>Material</u>	<u>Weight (parts)</u>
DOWANOL PM solvent	20.0

10

Part B

The following materials were added in the order and manner described to a suitable vessel equipped with an

15 agitator.

- 40 -

Charge-1

<u>Material</u>	<u>Weight (parts)</u>
DOWANOL PM carbamate solution	2836.2
DOWANOL PM	15.0

Charge-2

All of the reaction product of Part A.

5

Charge-3

<u>Material</u>	<u>Weight (parts)</u>
Triphenylphosphite	9.6
Butyl stannic acid	2.4
DOWANOL PM	10.0

Charge-4

<u>Material</u>	<u>Weight (parts)</u>
DOWANOL PM solvent	925.0
Ethyl 3-ethoxypropionate	950.0

- 10 ⁽³⁾ t-amyl peroxy-2-ethylhexanoate available from Elf Atochem
North America, Inc.

- 15 Charge 1 of Part A was added to the reaction vessel.
The vessel was purged with a mixture of 95:5 nitrogen/oxygen
and the agitator was turned on. The reaction vessel was
sealed and the internal pressure was reduced to 240 mm Hg.
Heat was applied to the reaction vessel until a temperature of
20 165°C was reached. Charges 2 and 3 were added separately to
the reaction vessel in a continuous manner over a period of
180 and 188 minutes respectively. The addition of Charge 3
was started 8 minutes before the addition of Charge 2. Two
hours after starting the addition of Charge 3, the temperature
25 of the reaction mixture was reduced from 165° to 149°C over a

- 41 -

60 minute period. When Charges 2 and 3 were completed, Charge 4 was added to the reaction mixture as a rinse for Charge 2 and the pressure on the reactor was slowly relieved. When the temperature was still above 140°C, Charge 5 was added over 1 hour. Charge 6 was added to the reaction mixture as a rinse for Charge 5. The reaction mixture was held at a temperature above 140°C for an additional 1 hour while mixing.

Charge 1 of Part B was added to a suitable second vessel. Charge 2 was added. Charge 3 was added and the mixture was stirred. The resulting mixture was transferred to the reactor of Part A over a period of 7.3 hours. During the transfer, the temperature of the reactor was kept between 131° and 139° C. Reduced pressure was also maintained in the reaction vessel to ensure steady distillation of DOWANOL PM from the reaction mixture. After the transfer was completed, the pressure in the reaction vessel was gradually reduced to maintain distillation until a final pressure of 41 mm Hg was attained. When the distillation stopped, a sample was collected and the measured hydroxyl value was 40.8.

Charge 4 was added with mixing to the contents in the reactor. The resulting polymer solution had a measured total solids content, based on total solution weight, of 63.0 percent, a viscosity of Z minus on the Gardner-Holt viscosity scale, and a weight average molecular weight of 9107 and a number average molecular weight of 3645 as determined by gel permeation chromatography using a polystyrene standard.

Composition C

The following materials were added in the order and manner described to a suitable reaction vessel equipped with an agitator, a reflux column, an addition funnel, nitrogen inlet, an internal temperature probe connected to an external electronic controller and a heating mantle:

- 42 -

Charge-1

<u>Material</u>	<u>Weight (grams)</u>
SOLVESSO 100 solvent ⁽⁴⁾	22.8
Xylene	22.8
Isobutanol	10.9

Charge-2

<u>Material</u>	<u>Weight (grams)</u>
Butyl acrylate	20.4
Styrene	51.1
Ethylimidazolidonemethacrylate	40.9
Methyl methacrylate	163.4

5

Charge-3

<u>Material</u>	<u>Weight (grams)</u>
Xylene	21.9
SOLVESSO 100 solvent	16.4
VAZO-67 initiator ⁽⁵⁾	12.8

Charge-4

<u>Material</u>	<u>Weight (grams)</u>
SOLVESSO 100 solvent	14.6
VAZO-67 initiator	2.04

- (4) Aromatic solvent available from Exxon.
10 (5) 2,2'-Azobis-(2-methylbutyronitrile) available from E.I. duPont de Nemours and Company.

Charge-1 was added to the reaction vessel. Nitrogen
15 was introduced into the vessel with the agitator running and heat was applied to the reaction vessel to maintain a temperature at which reflux of the solvent occurred. After reaching the reflux temperature, Charges-2 and -3 were added

- 43 -

separately to the reaction vessel in a continuous manner over a period of 2 hours. Subsequently, Charge-4 was added over half an hour and the reaction mixture was held an additional 1.5 hours at the reflux temperature. The contents of the
5 reaction vessel were then cooled and transferred to a suitable container. The resulting polymer solution had a calculated total solids content, based on total solution weight, of about 77.9 percent. The polymer had a urea equivalent weight of about 1308 based on polymer solids.

10

Composition D

The following materials were added in the order and manner described to a suitable reaction vessel equipped with an agitator, a reflux column, an addition funnel, nitrogen
15 inlet, an internal temperature probe connected to an external electronic controller and a heating mantle:

Charge-1

<u>Material</u>	<u>Weight (grams)</u>
SOLVESSO 100 solvent	47.4
Xylene	22.8
Isobutanol	47.4

20

Charge-2

<u>Material</u>	<u>Weight (grams)</u>
Hydroxypropyl acrylate	159.3
Butyl acrylate	100.9
Butyl methacrylate	58.4
Styrene	106.2
Ethylimidazolidonemethacrylate	21.2
Methyl methacrylate	95.6
Methyl methacrylate	5.6

- 44 -

Charge-3

<u>Material</u>	<u>Weight (grams)</u>
Xylene	45.5
SOLVESSO 100 solvent	34.1
VAZO-67 initiator	26.5

Charge-4

<u>Material</u>	<u>Weight (grams)</u>
SOLVESSO 100 solvent	30.3
VAZO-67 initiator	4.25

5 Charge-1 was added to the reaction vessel. Nitrogen
was introduced into the vessel with the agitator running and
heat was applied to the reaction vessel to maintain a
temperature at which reflux of the solvent occurred. After
reaching the reflux temperature, Charges-2 and -3 were added
10 separately to the reaction vessel in a continuous manner over
a period of 2 hours. Subsequently, Charge-4 was added over
half an hour and the reaction mixture was held an additional
1.5 hours at the reflux temperature. The contents of the
reaction vessel were then cooled and transferred to a suitable
15 container. The resulting polymer solution had a calculated
total solids content, based on total solution weight, of about
71.6 percent. The polymer had a weight average molecular
weight, as measured by gel permeation chromatography using
polystyrene as a standard, of about 13,000, urea equivalent
20 weight of about 5,240, and hydroxy equivalent weight of 1099
based on polymer solids.

Composition E

The following materials were added in the order
25 described to a suitable vessel.

- 45 -

	<u>Material</u>	<u>Weight (grams)</u>
	Photochromic 1 ⁽⁶⁾	6.75
	TINUVIN® 144 UV stabilizer ⁽⁷⁾	1.69
	BAYSILONE® PL paint additive ⁽⁸⁾	0.063
	pTSA ⁽⁹⁾	2.25
	CYMEL® 350 resin ⁽¹⁰⁾	30.75
	NMP ⁽¹¹⁾	30.28
	(6) A naphtho[1,2-b]pyran that exhibits a blue color when irradiated with ultraviolet light.	
5	(7) Hindered amine ultraviolet light stabilizer available from CIBA-GEIGY CORPORATION.	
	(8) Phenyl methyl polysiloxane available from Bayer Corporation.	
	(9) para-Toluene sulfonic acid.	
10	(10) Described as a highly methylated, monomeric melamine formaldehyde resin available from Cytec Industries, Inc.	
	(11) N-methyl pyrrolidone solvent of 99 percent purity.	

After all of the materials were added to the vessel,
15 the contents were heated for about 15 minutes at 60° C.

Composition F

The procedure used to prepare Composition E was followed except that pTSA was not used. The same amounts of
20 the other materials in Composition E were used.

Composition G

The following materials were added in the order described to a suitable vessel.

25

	<u>Material</u>	<u>Weight (grams)</u>
	Photochromic 1	13.5
	TINUVIN® 144 UV stabilizer	3.38
	BAYSILONE® PL paint additive	0.12

- 46 -

CYMEL® 350 resin	37.75
NMP ¹	79.03

After all of the materials were added to the vessel, the contents were heated for about 15 minutes at 60° C.

5

Composition H

The procedure used to prepare Composition G was followed except that pTSA, 1.22 grams, was added. The same amounts of the other materials in Composition G were used.

10

Example 1

The following materials were added in the order described to a suitable vessel.

<u>Material</u>	<u>Weight (grams)</u>
Composition A	2.85
pTHF ⁽¹²⁾	1.36
Composition E	4.67

15 (12) Poly(oxytetramethylene)diol having a number average molecular weight of 1000 which is available from Great Lakes Chemical Corporation.

20

After all of the materials were added to the vessel, the contents were mixed at 5000 revolutions per minute (rpm) for about 2 minutes, if necessary, to obtain a clear solution.

Example 2

25

The procedure of Example 1 was followed except that 2.38 grams of Composition A was used and 1.7 grams of pTHF was used. The same amounts of the other materials in the composition of Example 1 were used.

- 47 -

Example 3

The procedure of Example 1 was followed except that 3.86 grams of Composition B was used in place of Composition A and 1.02 grams of pTHF was used. The same amounts of the other materials in the composition of Example 1 were used.

Example 4

The procedure for Example 3 was followed except that 3.31 grams of Composition B and 1.36 grams of pTHF were used.

Example 5

The procedure for Example 3 was followed except that 2.76 grams of Composition B and 1.7 grams of pTHF were used.

Example 6

The following materials were added in the order described to a suitable vessel.

<u>Material</u>	<u>Weight (grams)</u>
Composition C	3.95
pTHF	0.34
Composition G	5.35

After all of the materials were added to the vessel, the contents were mixed at 5000 rpm for about 2 minutes, if necessary, to obtain a clear solution.

Example 7

The procedure of Example 6 was followed except that 5.40 grams of Composition H was used in place of Composition F, and 3.07 grams of Composition C and 1.02 grams of pTHF were used.

- 48 -

Example 8

The procedure of Example 7 was followed except that 2.63 grams of Composition C and 1.36 grams of pTHF were used.

Example 9

The procedure of Example 6 was followed except that 4.77 grams of Composition D was used in place of Composition C and no pTHF was used. The same amounts of the other materials in the composition of Example 6 were used.

Example 10

The procedure of Example 7 was followed except that 3.82 grams of Composition D was used in place of Composition C and 0.68 gram of pTHF was used. The same amounts of the other materials in the composition of Example 7 were used.

Example 11

The procedure of Example 10 was followed except that 3.34 grams of Composition D and 1.02 grams of pTHF were used.

Comparative Example 1

The procedure of Example 1 was followed except that 3.33 grams of Composition A was used and 1.2 grams of pTHF was used. The same amounts of the other materials in the composition of Example 1 were used.

Comparative Example 2

The procedure of Example 1 was followed except that 1.9 grams of Composition A was used and 2.04 grams of pTHF was used. The same amounts of the other materials in the composition of Example 1 were used.

- 49 -

Comparative Example 3

The procedure of Example 3 was followed except that
4.41 grams of Composition B and 0.68 grams of pTHF were used.
The same amounts of the other materials in the composition of
5 Example 3 were used.

Comparative Example 4

The procedure of Example 3 was followed except that
2.20 grams of Composition B and 2.04 grams of pTHF were used.
10 The same amounts of the other materials in the composition of
Example 3 were used.

Comparative Example 5

The procedure of Example 6 was followed except that
15 4.39 grams of Composition C was used and no pTHF was used.
The same amounts of the other materials in the composition of
Example 6 were used.

Comparative Example 6

20 The procedure of Example 6 was followed except that
3.51 grams of Composition C and 0.68 grams of pTHF were used.

Comparative Example 7

The procedure of Example 7 was followed except that
25 3.51 grams of Composition C and 0.68 grams of pTHF were used.

Comparative Example 8

The procedure of Example 7 was followed except that
2.2 grams of Composition C and 1.7 grams of pTHF were used.
30

Comparative Example 9

The procedure of Example 9 was followed except that
4.29 grams of Composition D and 0.34 gram of pTHF were used.

- 50 -

Comparative Example 10

The procedure of Example 10 was followed except that 4.29 grams of Composition D and 0.34 gram of pTHF were used.

5

Comparative Example 11

The procedure of Example 10 was followed except that 2.86 grams of Composition D and 1.36 grams of pTHF were used.

10

Example 12Part A

The solutions prepared in Examples 1-11 and Comparative Examples 1-11 were applied via a spincoating method to lens blanks made of CR-39® monomer. Prior to application of the coating, each lens blank was washed with detergent, rinsed with water, immersed for 3 minutes in an aqueous potassium hydroxide solution having a normality of about 2.4 which was maintained at about 50°C and then rinsed twice with deionized water. The immersion and subsequent rinsing steps were conducted in a Bramson Ultrasonic Model 5200 Sonnicater. The solutions were dispensed onto each lens which was spinning at 2000 rpm. The lenses coated with solutions of the Examples and Comparative Examples were cured for 40 minutes in a convection oven maintained at 140°C.

20
25Part B

The photochromic coated test lenses prepared in Part A were subjected to microhardness (F_h) testing using a Fischerscope HCV, Model H-100 available from Fischer Technology, Inc. The microhardness, measured in Newtons (N) per mm^2 , of the coated test samples was determined by taking 3 measurements at a depth of 2 microns in the center area of the test sample prepared for each Example under the conditions of

30

- 51 -

a 100 milliNewton load, 30 load steps and 0.5 second pauses between load steps. Prior to testing, each lens was stored in an enclosed chamber having a humidity of not more than 50 percent, e.g., 30 percent, for at least 12 hours. The test results are listed in Table 1.

Part C

The photochromic coated test lenses from Part B were placed in a Siemens PE-1000 AC Plasma unit. The lenses were treated with oxygen plasma under the following conditions: power was set to 100 Watts; gas pressure was 38 pascals; a gas flowrate of 100mL/minute was used; and the processing time was 60 seconds.

The plasma treated lenses were coated with HiGard® 1030 coating solution via a spincoating method. Approximately 4 mL of HiGard® 1030 coating solution was dispensed onto each lens which was spinning at 1100 revolutions per minute (rpm) for 13 seconds. Afterwards, the lenses were heated in a 60°C oven for 20 minutes and then in a 120°C oven for 3 hours.

Part D

The photochromic coated test lenses prepared in Part C were tested for photochromic response on an optical bench in the 85°F Photochromic Performance Test described hereinafter. Prior to testing on the optical bench, the photochromic test samples were exposed to 365 nanometer ultraviolet light for about 20 minutes to activate the photochromic compounds and then placed in a 75°C oven for about 20 minutes to bleach (inactivate) the photochromic compounds. The coated test samples were then cooled to room temperature, exposed to fluorescent room lighting for at least 2 hours and then kept covered for at least 2 hours prior to testing on an optical bench. The bench was fitted with a 300 watt Xenon arc lamp, a

- 52 -

remote controlled shutter, a Schott 3 mm KG-2 band-pass filter, which removes short wavelength radiation, neutral density filter(s), a quartz cell sample holder for maintaining sample temperature in which the test sample to be tested was
5 inserted.

The power output of the optical bench, i.e., the dosage of light that the test sample would be exposed to, was adjusted to 0.67 milliWatts per square centimeter (mW/cm^2) using a GRASEBY Optronics Model S-371 portable photometer
10 (Serial #21536) with a UV-A detector (Serial # 22411). The UV-A detector was placed into the sample holder and the light output was measured. Adjustments to the power output were made by increasing or decreasing the lamp wattage or by adding or removing neutral density filters in the light path.

15 A monitoring, collimated beam of light from a tungsten lamp was passed through the sample at 30° normal to the surface of the lens. After passing through the lens, the light from the tungsten lamp was directed through a 570 nanometer (nm) filter attached to a detector. The 570 nm
20 filter passes wavelengths characteristic of the photochromic compound used in the examples. The output signals from the detector were processed by a radiometer. The control of the test conditions and acquisition of data was handled by the Labtech Notebook Pro software and the recommended I/O board.

25 Change in optical density (ΔOD) from the bleached state to the darkened state was determined by establishing the initial transmittance, opening the shutter from the Xenon lamp to provide ultraviolet radiation to change the test sample from the bleached state to an activated (i.e., darkened) state
30 at selected intervals of time, measuring the transmittance in the activated state, and calculating the change in optical density according to the formula: $\Delta\text{OD} = \log(\%T_b/\%T_a)$, where $\%T_b$ is the percent transmittance in the bleached state, $\%T_a$ is

- 53 -

the percent transmittance in the activated state and the logarithm is to the base 10.

The ΔOD was measured using a 570 nanometer filter after the first thirty (30) seconds of UV exposure and then
5 after eight (8) minutes with the optical bench maintained at a temperature of 85°F (29.4°C). The Bleach Rate ($T_{1/2}$) is the time interval in seconds for the ΔOD of the activated form of the photochromic compound in the coated test samples to reach
10 one half the highest ΔOD at (85°F, 29.4°C) after removal of the source of activating light. Results for the photochromic coated test samples for each Example and Comparative Example are listed in Table 2.

- 54 -

Table 1

<u>Example No.</u>	Fischer Microhardness
	<u>Newton/mm²</u>
1	110
2	71
3	118
4	85
5	65
6	83
7	113
8	50
9	62
10	114
11	64
CE1	153
CE2	36
CE3	149
CE4	31
CE5	214
CE6	36
CE7	163
CE8	9
CE9	10
CE10	169
CE11	25

- 55 -

Table 2

<u>Example No.</u>	<u>ΔOD @ 85°F After 30 sec.</u>	<u>ΔOD @ 85°F After 8 min.</u>	<u>T 1/2 seconds</u>
1	0.18	0.49	125
2	0.28	0.61	84
3	0.23	0.56	140
4	0.31	0.63	87
5	0.38	0.69	64
6	0.23	0.72	98
7	0.24	0.60	96
8	0.38	0.71	56
9	0.38	1.26	173
10	0.26	0.66	99
11	0.36	0.69	64
CE1	0.12	0.37	201
CE2	0.38	0.71	59
CE3	0.16	0.48	239
CE4	0.45	0.73	45
CE5	0.07	0.47	479
CE6	0.21	0.38	64
CE7	0.13	0.44	184
CE8	0.45	0.73	44
CE9	0.50	0.70	36
CE10	0.12	0.48	>500
CE11	0.46	0.73	39

The results of Table 1 and 2 show that the lenses
 5 coated with the solutions of Examples 1 through 11 had the
 following properties: microhardness results that were within
 the desired range from 45 to 180 Newtons/mm²; a ΔOD of at
 least 0.15 after 30 seconds and at least 0.47 after 8 minutes;
 and a fade rate of not more than 180 seconds, all tested at

- 56 -

85°F (29.4°C). All of the lenses coated with the solutions of the Comparative Examples had a result for at least one of the aforementioned properties that was outside of the desired range.

5 Although the present invention has been described with reference to specific details of certain embodiments thereof, it is not intended that such details should be regarded as limitations upon the scope of the invention except insofar as they are included in the accompanying claims.

THE CLAIMS DEFINING THE INVENTION ARE AS FOLLOWS:

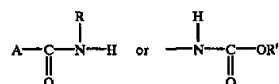
1. An article comprising, in combination, a substrate and a cured aminoplast resin
5 coating containing photochromic compound(s) on at least one surface of said
substrate, said photochromic aminoplast resin coating being prepared from a
coating composition comprising:

(a) a reaction product of

- (i) functional component(s) having groups reactive with aminoplast
10 crosslinking agents selected from:

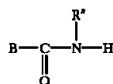
(A) hydroxyl;

(B) carbamate represented by the following structures:



- 15 wherein A is $-\text{C}-$ or $-\text{O}-$; R is hydrogen or $\text{C}_1\text{-C}_{18}$ alkyl, or R is
bonded to and forms part of a 5 or 6 membered ring; R' is a $\text{C}_1\text{-C}_{18}$
alkyl;


(C) urea represented by the following structure:




- 20 wherein B is $-\text{NH}-$, R'' is hydrogen or $\text{C}_1\text{-C}_{18}$ alkyl, or R'' is bonded
to B and forms part of a 5 or 6 membered ring; or

(D) a mixture thereof; provided that said functional component (a)(i)
provides at least two different reactive groups selected from (A), (B),
or (C); and

(ii) aminoplast crosslinking agent having at least two reactive groups; and



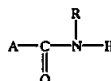
- (b) a photochromic amount of photochromic compounds (s); said components (a)(i), (a)(ii) and (b) being used in such proportions to produce a cured coating exhibiting a Fischer microhardness of from at least 45 to not more than 180
5 Newtons per mm², and photochromic properties characterized by a ΔOD of at least 0.15 after 30 seconds and at least 0.47 after 8 minutes, and a bleach rate of not more than 180 seconds—all as measured in the 85° F. Photochromic Performance Test.
- 10 2. The article of claim 1 wherein the cured coating exhibits a Fischer microhardness of from at least 55 to not more than 160 Newtons per mm², a ΔOD of at least 0.16 after 30 seconds and at least 0.50 after 8 minutes, and a bleach rate of not more than 140 seconds.
- 15 3. The article of claim 2 wherein the cured coating exhibits a Fischer microhardness of from at least 60 to not more than 150 Newtons per mm², a ΔOD of at least 0.17 after 30 seconds and at least 0.55 after 8 minutes, and a bleach rate of not more than 100 seconds.
- 20 4. The article of claim 1 wherein the photochromic aminoplast resin coating further comprises a catalytic amount of catalyst for accelerating the curing reaction between the reactive groups of (a)(i) and the aminoplast reactive groups of (a)(ii).
- 25 5. The article of claim 4 wherein the catalyst is selected from phosphoric acid, substituted phosphoric acid, sulfonic acid, substituted sulfonic acid or a mixture thereof.
6. The article of claim 1 wherein the ratio of equivalents of the reactive groups (a)(i) to aminoplast reactive groups (a)(ii) ranges from 0.5 to 2.0:1.



7. The article of claim 1 wherein the functional component(s) (a)(i) have reactive groups selected from:

(a) hydroxyl;

5 (b) carbamate represented by the following structure:



wherein A is $-\text{C}-$ or $-\text{O}-$; and R is hydrogen or C_1 - C_{18} alkyl; or

(c) a mixture thereof.

10 8. The article of claim 1 wherein the functional component a)(i) is selected from polyacrylic polymers, polyester, polymers, polyurethane polymers, organic polyols or a mixture thereof.


9. The article of claim 1 wherein the functional component having hydroxyl groups
15 is selected from polyacrylic polyols, polyether polyols or a mixture thereof.

10. The article of claim 9 wherein the polyacrylic polyol is a co-polymer of ethylenically unsaturated monomer(s) having at least two hydroxyl groups and at least one polymerizable ethylenically unsaturated monomer which is free of
20 hydroxyl groups.

11. The article of claim 1 wherein the aminoplast crosslinking agent is a condensate of melamine with formaldehyde and optionally an alcohol containing from 1 to 6 carbon atoms.

25

12. The article of claim 11 wherein the aminoplast crosslinking agent is a condensation product of melamine with formaldehyde and an alcohol containing from 1 to 4 carbon atoms.



13. The article of claim 1 wherein the reactive groups of the aminoplast crosslinking agent are selected from methylol, methylol ether groups, or a mixture thereof.

5

14. The article of claim 1 wherein the photochromic compound(s) comprise:

(a) at least one photochromic compound having a visible lambda max of from 400 nanometers to 525 nanometers; and

10 (b) at least one photochromic compound having a visible lambda max of from greater than 525 nanometers to 700 nanometers.

15. The article of claim 14 wherein the photochromic compound(s) are benzopyrans, naphthopyrans, phenanthropyrans, quinopyrans, indeno-fused naphthopyrans, benzoxazines, naphthoxazines, spiro

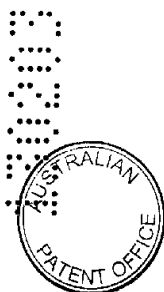

15 (indoline)pyridobenzoxazines, metal-dithizonates, fulgides, fulgimides or mixtures thereof.

16. The article of claim 1 wherein the photochromic aminoplast resin coating has a thickness of from 5 to 200 microns.

20

17. The article of claim 16 wherein the photochromic aminoplast resin coating has a thickness of from 10 to 40 microns.

18. The article of claim 1 wherein said substrate is paper, glass, ceramic, wood, 25 masonry, textile, metal or polymeric organic materials.



19. The article of claim 19 wherein the polymeric organic material is a solid transparent polymer selected from the group consisting of poly(methyl methacrylate), poly (ethylene glycol bismethacrylate), poly(ethoxylated bisphe-nol A dimethacrylate), thermoplastic polycarbonate, poly (vinyl acetate),
5 polyvinylbutyral, polyurethane, polythiourethanes, and polymers of members of the group consisting of diethylene glycol bis(allyl carbonate) monomers, diethylene glycol dimethacrylate monomers, ethoxylated phenol methacrylate monomers, diisopropenyl benzene monomers, ethoxylated trimethylol propane triacrylate
10 monomers and mixtures thereof.

20. The article of claim 19 wherein said substrate is an optical element.

21. The article of claim 20 wherein said optical element is a lens.

15

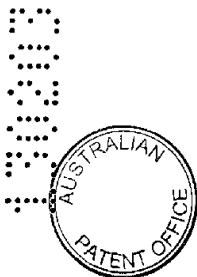
22. The article of claim 21 wherein the refractive index of said lens is from 1.48 to 2.00.

23. A photochromic article comprising a polymerizate of a polymerizable
20 composition comprising:

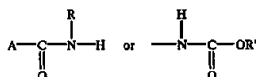
(a) a reaction product of:

(i) functional components) having groups reactive with aminoplast crosslinking agents selected from:

(A) hydroxyl;

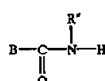


(B) carbamate represented by the following structures:



wherein A is —C— or —O—; R is hydrogen or C₁-C₁₈ alkyl, or R is bonded to A and forms part of a 5 or 6 membered ring; R' is a C₁-C₁₈ alkyl;

(C) urea represented by the following structure:



wherein B is —NH—, R'' is hydrogen or C₁-C₁₈ alkyl, or R'' is bonded to B and forms part of a 5 or 6 membered ring; or

(D) a mixture thereof; provided that said functional component

(a)(i) provides at least two different reactive groups selected from (A), (B), or (C); and


(ii) aminoplast crosslinking agent having at least two reactive groups;

and

(b) a photochromic amount of photochromic compound (s), said components (a)(i), (a)(ii) and (b) being used in such proportions to produce a polymerizate exhibiting a Fischer microhardness of from at least 45 to not more than 180 Newtons per mm², and photochromic properties characterized by a ΔOD of at least 0.15 after 30 seconds and at least 0.47 after 8 minutes, and a bleach rate of not more than 180 seconds—all as measured in the 85° F. Photochromic Performance Test.

24. The photochromic article of claim 23 wherein said polymerizable composition

further comprises a catalytic amount of catalyst.



25. The article of claim 23 wherein the reactive groups of the aminoplast resin are selected from methylol, methylol ether groups, or combinations thereof.

5 26. The photochromic article of claim 23 wherein said article is a lens.

27. The photochromic article of claim 26 wherein said lens has a thickness of at least 0.5 millimeters.

10 Dated this 13th day of February 2003

PPG INDUSTRIES OHIO, INC

By their Patent Attorneys

COLLISON & CO

