



US00D729619S

(12) **United States Design Patent**
Cherin et al.

(10) **Patent No.:** **US D729,619 S**

(45) **Date of Patent:** **** May 19, 2015**

(54) **CAP CLIP**

(71) Applicants: **Joshua Cherin**, Mission Viejo, CA
(US); **Douglas Davidson**, Costa Mesa,
CA (US)

(72) Inventors: **Joshua Cherin**, Mission Viejo, CA
(US); **Douglas Davidson**, Costa Mesa,
CA (US)

(73) Assignee: **New Era Cap Co., Inc.**, Buffalo, NY
(US)

(**) Term: **14 Years**

(21) Appl. No.: **29/455,568**

(22) Filed: **May 22, 2013**

(51) **LOC (10) Cl.** **08-08**

(52) **U.S. Cl.**
USPC **D8/394**

(58) **Field of Classification Search**
USPC D8/354, 356, 371, 394-396; D19/65,
D19/86; D24/128; 248/74.2, 215, 227.1, 49,
248/300, 301, 316.7, 51, 489; 24/570, 3.12;
D32/61; D11/78.1
See application file for complete search history.

(56) **References Cited**

U.S. PATENT DOCUMENTS

947,764 A * 1/1910 Schartow 24/375
D55,819 S * 7/1920 Roebuck D8/382

D577,574 S * 9/2008 Liang D8/367
D584,132 S * 1/2009 Judd D8/356
D594,738 S * 6/2009 Kelleghan D8/356
D607,712 S * 1/2010 Kelleghan D8/356
D608,184 S * 1/2010 Kelleghan D8/356
D626,393 S * 11/2010 Ormsbee D8/34
D646,556 S * 10/2011 Kelleghan D8/356
D652,710 S * 1/2012 Yokota et al. D8/356
D698,232 S * 1/2014 Weinberg D8/394
D698,625 S * 2/2014 Liang D8/356
D698,626 S * 2/2014 Ormsbee et al. D8/356
D702,106 S * 4/2014 Weinberg D8/356
D721,264 S * 1/2015 Babicki D8/367
2009/0000086 A1 * 1/2009 Bing 24/592.11

* cited by examiner

Primary Examiner — John Windmuller

(74) *Attorney, Agent, or Firm* — Phillips Lytle LLP

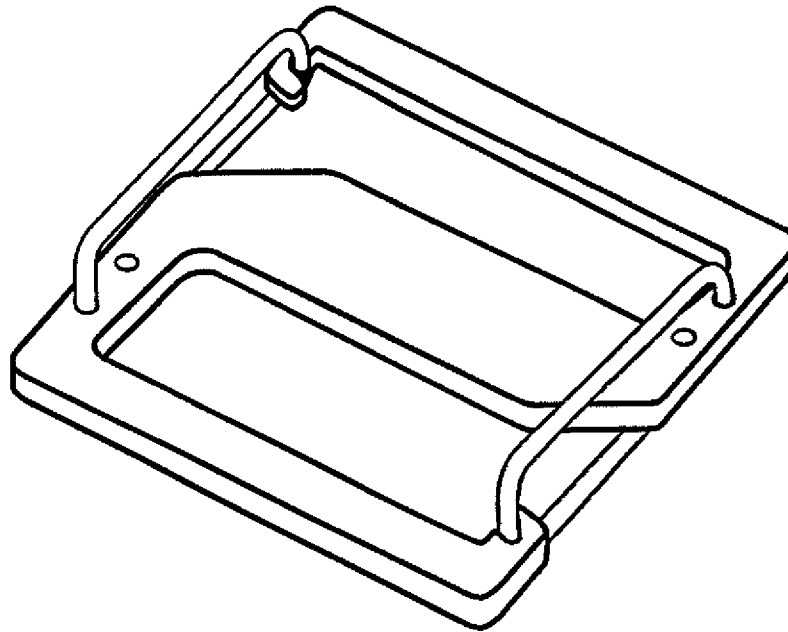
(57) **CLAIM**

The ornamental design for a cap clip, as shown and described.

DESCRIPTION

FIG. 1 is a perspective view of the cap clip.
FIG. 2 is a front view of the cap clip shown in FIG. 1.
FIG. 3 is a rear view of the cap clip shown in FIG. 1.
FIG. 4 is top view of the cap clip shown in FIG. 1.
FIG. 5 is a bottom view of the cap clip shown in FIG. 1.
FIG. 6 is a right side view of the cap clip shown in FIG. 1; and,
FIG. 7 is a left side view of the cap clip shown in FIG. 1.

1 Claim, 2 Drawing Sheets



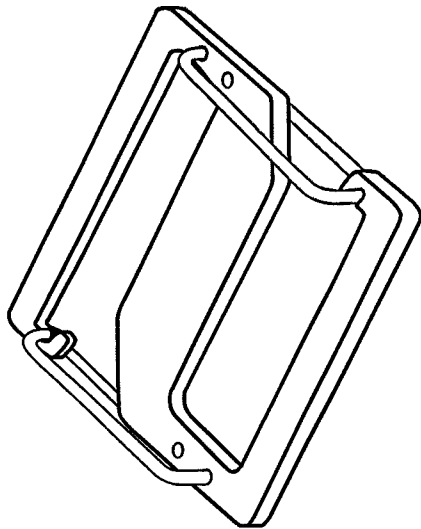


FIG. 1

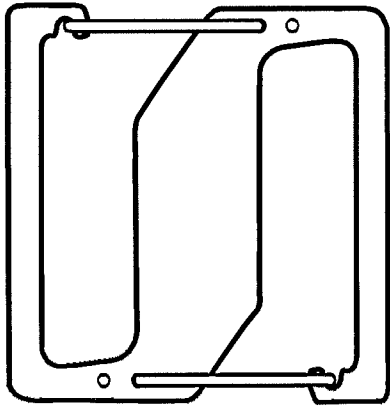


FIG. 3

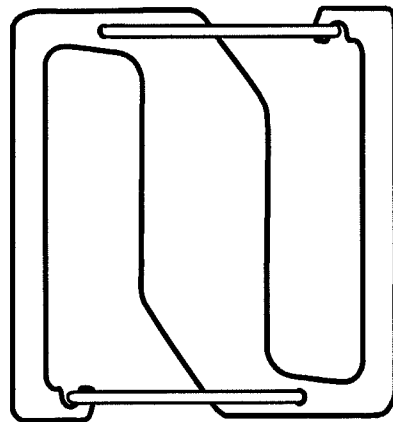


FIG. 2

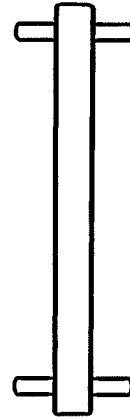


FIG. 4




FIG. 7




FIG. 6

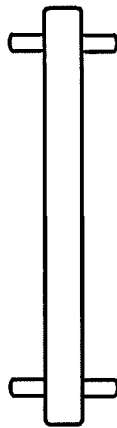


FIG. 5