



US00D578296S

(12) **United States Design Patent**  
**Roy et al.**

(10) **Patent No.:** **US D578,296 S**

(45) **Date of Patent:** **\*\* Oct. 14, 2008**

(54) **FOOTWEAR UPPER**

(75) Inventors: **Sylvie M. C. Roy**, Montreal (CA); **Lucio Bandini**, Montebelluna (IT); **Cristian Ardissono**, Venegazzu del Montello (IT)

(73) Assignee: **Wolverine World Wide, Inc.**, Rockford, MI (US)

(\*\*) Term: **14 Years**

(21) Appl. No.: **29/293,117**

(22) Filed: **Nov. 7, 2007**

(51) **LOC (8) Cl.** ..... **02-99**

(52) **U.S. Cl.** ..... **D2/970**

(58) **Field of Classification Search** ..... D2/897,  
D2/901, 904, 909-921, 946, 970-978; 36/45,  
36/50.1, 83, 113, 114, 126-134, 77 R, 77 M,  
36/88

See application file for complete search history.

(56) **References Cited**

**U.S. PATENT DOCUMENTS**

D364,729 S	*	12/1995	Teague	.....	D2/970
D371,898 S	*	7/1996	Hatfield	.....	D2/970
D438,698 S		3/2001	Matis et al.		
D440,387 S		4/2001	Matis et al.		
D441,522 S		5/2001	Matis et al.		
D441,523 S		5/2001	Matis et al.		
D452,067 S	*	12/2001	Matis et al.	.....	D2/969
D480,544 S		10/2003	Matis et al.		
D480,548 S		10/2003	Matis et al.		
D480,549 S		10/2003	Matis et al.		
D480,550 S		10/2003	Urie et al.		
D497,476 S		10/2004	Huard et al.		
D500,193 S		12/2004	Matis et al.		
D503,267 S		3/2005	Matis et al.		

D503,525 S		4/2005	Matis		
D505,251 S	*	5/2005	Matis et al.	.....	D2/969
D513,554 S		1/2006	Matis et al.		
D516,788 S	*	3/2006	Matis et al.	.....	D2/969
D523,217 S		6/2006	Matis et al.		
D524,019 S		7/2006	Matis et al.		
D532,591 S		11/2006	Matis et al.		
D535,089 S		1/2007	Matis et al.		
D545,543 S	*	7/2007	Matis	.....	D2/969
D554,342 S		11/2007	St. Louis		

\* cited by examiner

*Primary Examiner*—Dominic Simone

*Assistant Examiner*—Rashida C McCoy

(74) *Attorney, Agent, or Firm*—Warner Norcross & Judd LLP

(57) **CLAIM**

The ornamental design for footwear upper, as shown and described.

**DESCRIPTION**

FIG. 1 is a perspective view of the footwear upper embodying the new design;

FIG. 2 is an enlarged top view thereof;

FIG. 3 is reduced right side view thereof;

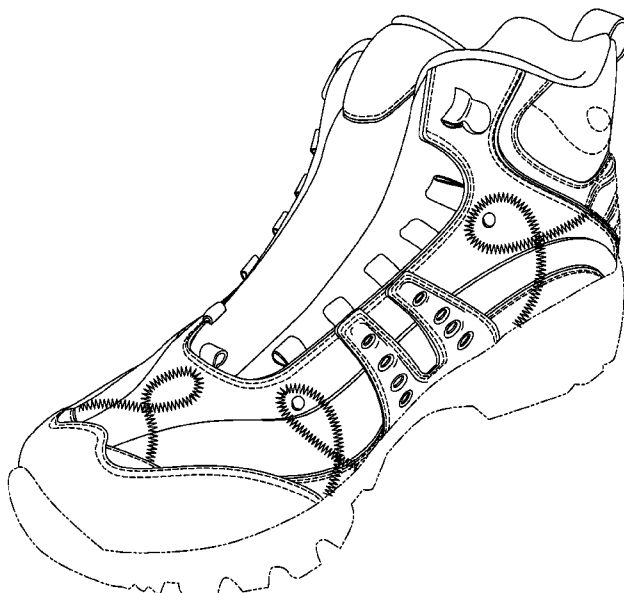
FIG. 4 is reduced left side view thereof;

FIG. 5 is a front view thereof; and,

FIG. 6 is a rear view thereof.

FIGS. 1-6 show features of an article of footwear in phantom lines. These features are shown for environmental purposes and do not form any part of the claimed design. Further, the phantom lines immediately adjacent the solid-line portions of the design form the boundary of the design, with the phantom lines forming no part of the claimed design.

**1 Claim, 4 Drawing Sheets**



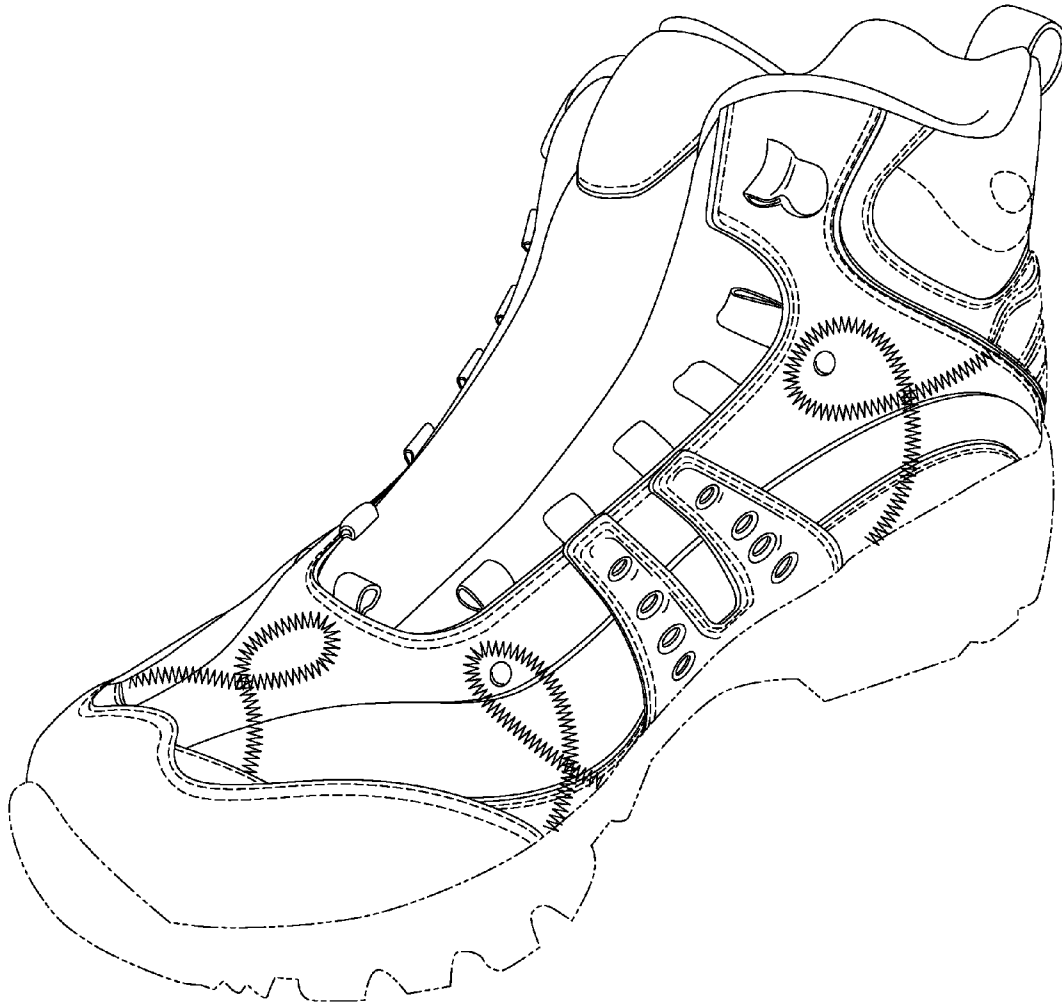


Fig.1

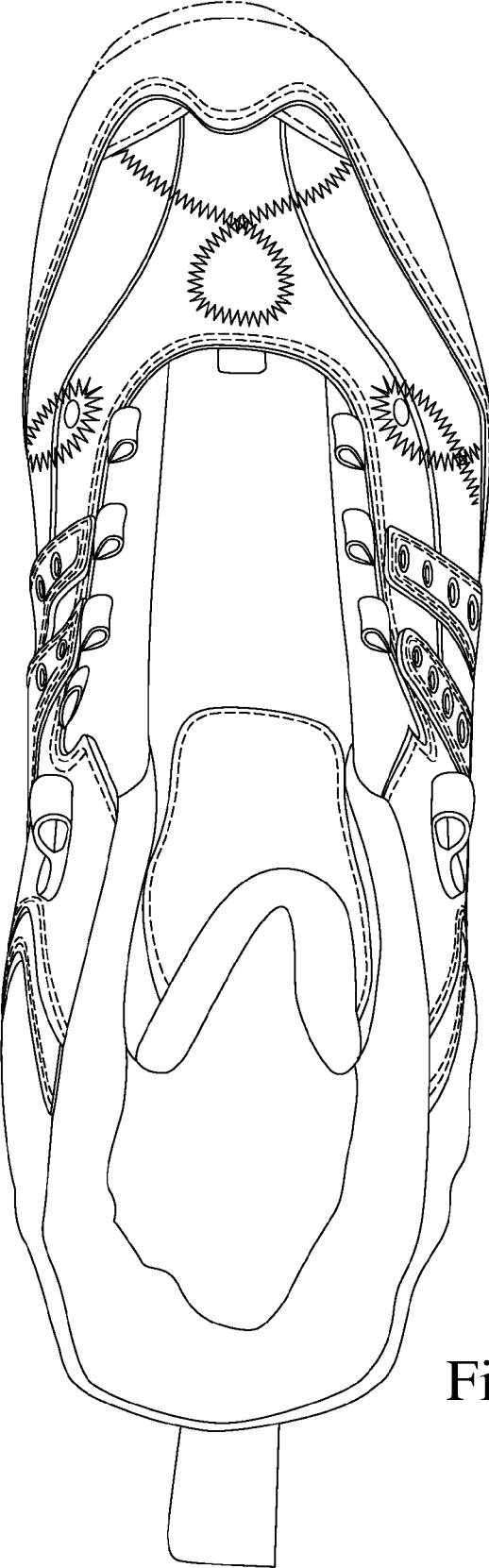


Fig.2




Fig.3

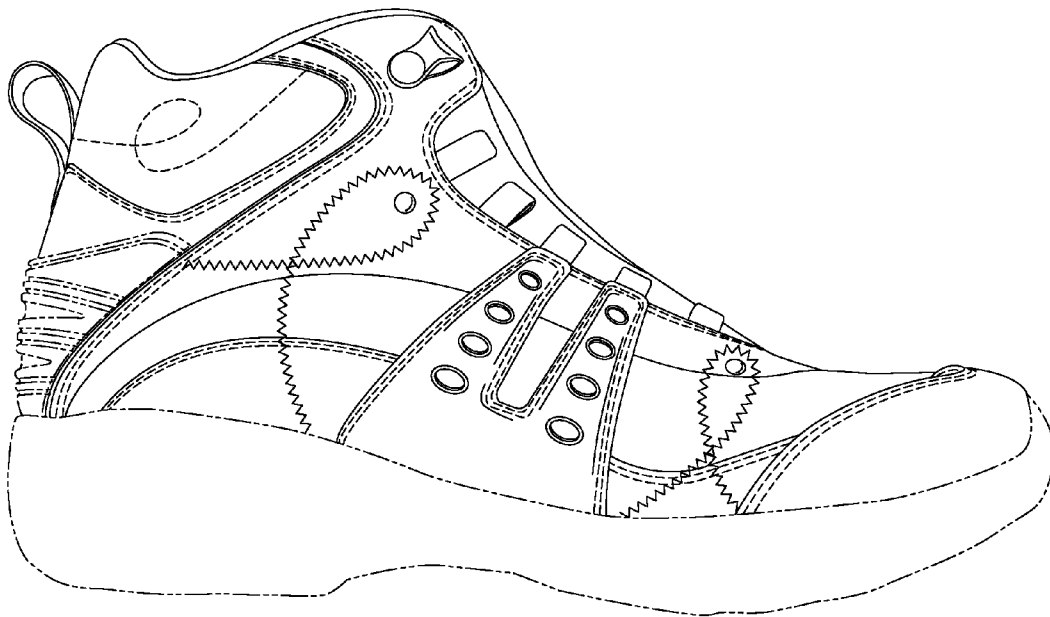


Fig.4

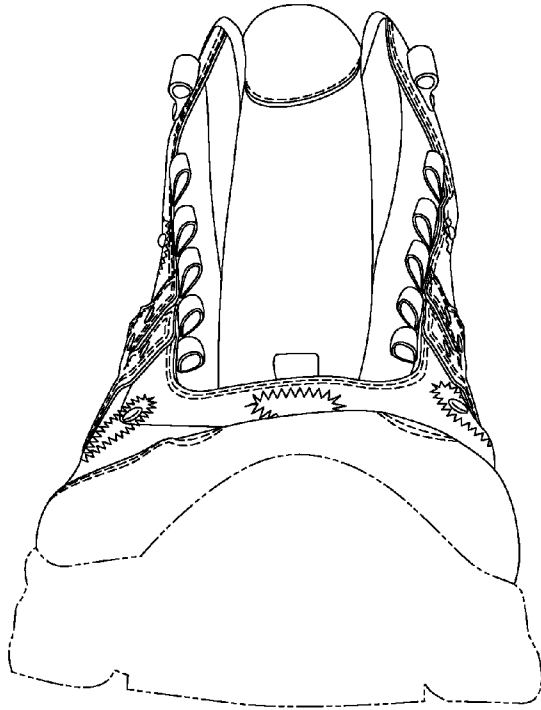


Fig.5

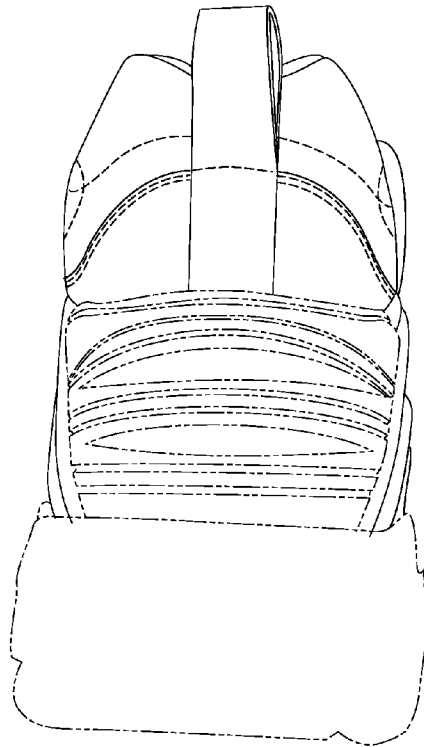


Fig.6