



US00D734600S

(12) **United States Design Patent**
Gargiulo

(10) **Patent No.:** **US D734,600 S**

(45) **Date of Patent:** **** Jul. 21, 2015**

(54) **SOLE FOR FOOTWEAR**

(71) Applicant: **Davide Gargiulo**, Milan (IT)

(72) Inventor: **Davide Gargiulo**, Milan (IT)

(73) Assignee: **Prada S.A.**, Luxembourg (LU)

(**) Term: **14 Years**

(21) Appl. No.: **29/443,288**

(22) Filed: **Jan. 15, 2013**

(30) **Foreign Application Priority Data**

Jul. 16, 2012 (EM) 002074492-0005
Jul. 16, 2012 (EM) 002074492-0006

(51) **LOC (10) CI.** **02-04**

(52) **U.S. CI.**
USPC **D2/947**

(58) **Field of Classification Search**
USPC D2/902, 906, 908, 916, 918, 925,
D2/946-962, 977; 36/3 B, 22 R, 24.5, 25 R,
36/28, 32 R, 34 R, 59 C, 67 A, 103
See application file for complete search history.

(56) **References Cited**

U.S. PATENT DOCUMENTS

D311,989 S *	11/1990	Parker et al.	D2/947
D336,771 S *	6/1993	Hatfield et al.	D2/977
D366,756 S *	2/1996	Forland et al.	D2/977
D384,193 S *	9/1997	Avar	D2/947
D385,103 S *	10/1997	Teague	D2/972
D386,589 S *	11/1997	Cass	D2/947
D392,790 S *	3/1998	Ng	D2/900
D411,579 S *	6/1999	Dolinsky	D2/947
6,305,100 B1 *	10/2001	Komarnycky et al.	36/3 R
D468,083 S *	1/2003	Morais	D2/960
D472,043 S *	3/2003	Kuerbis	D2/977
D508,162 S *	8/2005	Harlow	D2/977
D512,555 S *	12/2005	Tseng	D2/961

D515,297 S *	2/2006	Acheson	D2/964
D522,740 S *	6/2006	Dojan et al.	D2/977
D534,345 S *	1/2007	Dojan et al.	D2/977
D534,346 S *	1/2007	Dojan et al.	D2/977
D547,541 S *	7/2007	Schindler et al.	D2/977
D554,848 S *	11/2007	Marston	D2/977
D556,982 S *	12/2007	Harper et al.	D2/947
D567,493 S *	4/2008	Lacorazza	D2/964
D583,539 S *	12/2008	Henderson	D2/946
D620,695 S *	8/2010	McCarthy et al.	D2/977
D675,002 S *	1/2013	Marvin et al.	D2/957
8,656,608 B2 *	2/2014	Goodwin et al.	36/29

(Continued)

Primary Examiner — T. Chase Nelson

(74) *Attorney, Agent, or Firm* — Fross Zelnick Lehrman & Zissu, P.C.; Charles T. J. Weigell, Esq.

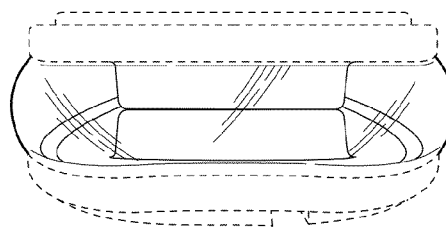
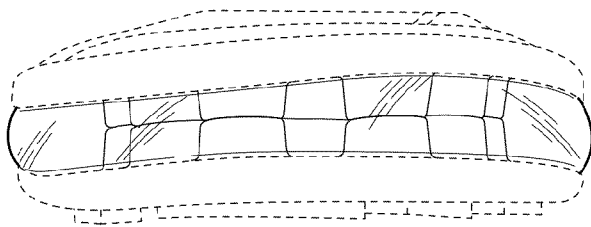
(57) **CLAIM**

The ornamental design for a sole for footwear, as shown and described.

DESCRIPTION

FIG. 1 is a front view of a sole for footwear showing my new design;
 FIG. 2 is a back view of the sole for footwear shown in FIG. 1;
 FIG. 3 is a right side view of the sole for footwear shown in FIG. 1;
 FIG. 4 is a left side view of the sole for footwear shown in FIG. 1;
 FIG. 5 is a top view of the sole for footwear shown in FIG. 1;
 FIG. 6 is a bottom view of the sole for footwear shown in FIG. 1;
 FIG. 7 is a cross-sectional view of the sole for footwear shown in FIG. 3; and,
 FIG. 8 is a cross-sectional view of the sole for footwear shown in FIG. 4.
 The broken lines showing of the top and bottom portions of the sole show unclaimed subject matter.

1 Claim, 4 Drawing Sheets



US D734,600 S

Page 2

(56)

References Cited

U.S. PATENT DOCUMENTS

D702,424 S *	4/2014	Miner	D2/947	2004/0166352 A1 *	8/2004	Snow	428/522
D711,081 S *	8/2014	Miner	D2/947	2005/0091881 A1 *	5/2005	Burgess	36/30 R
2001/0042321 A1 *	11/2001	Tawney et al.	36/29	2011/0289799 A1 *	12/2011	Keating et al.	36/103
					2012/0073160 A1 *	3/2012	Marvin et al.	36/28

* cited by examiner

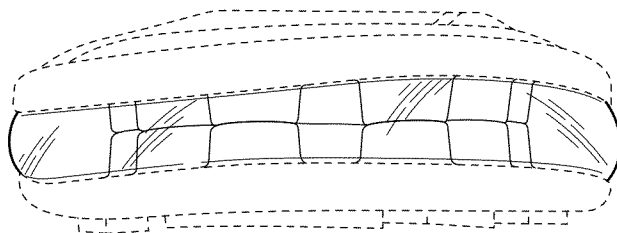


FIG. 1

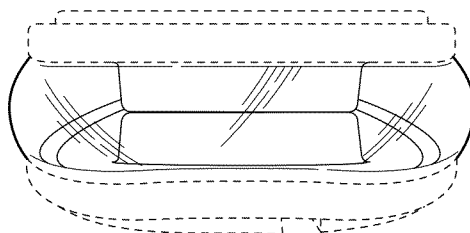


FIG. 2

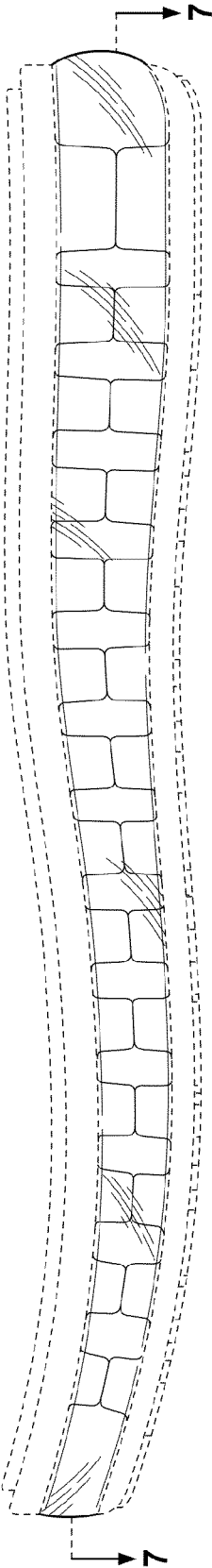


FIG. 3

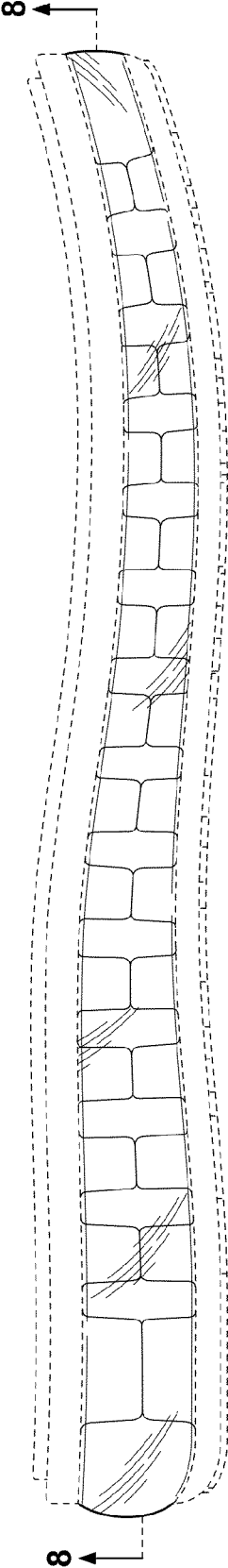


FIG. 4

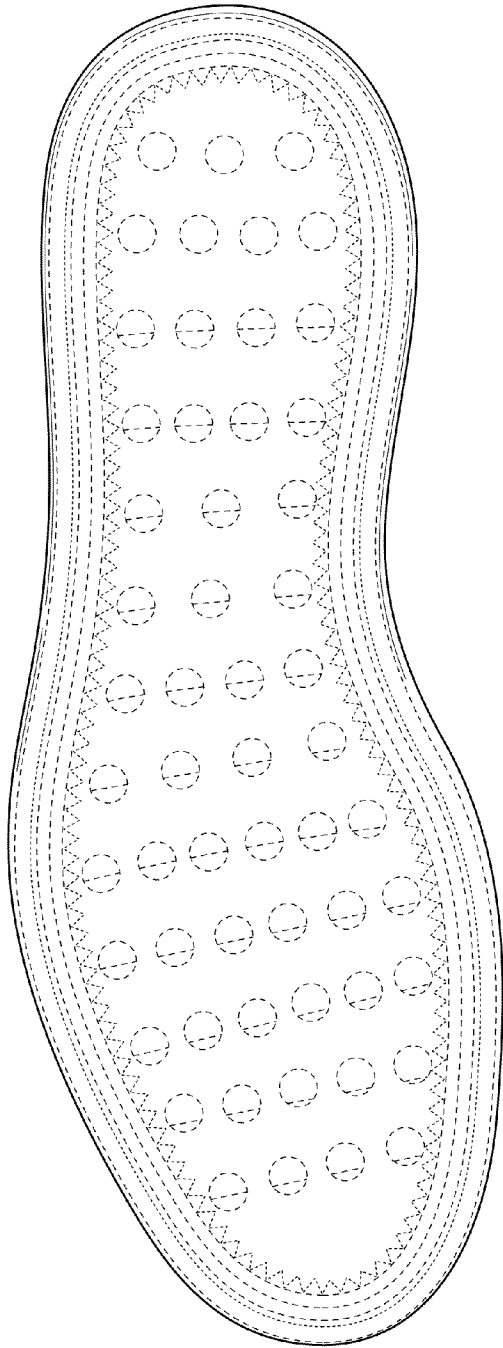


FIG. 5

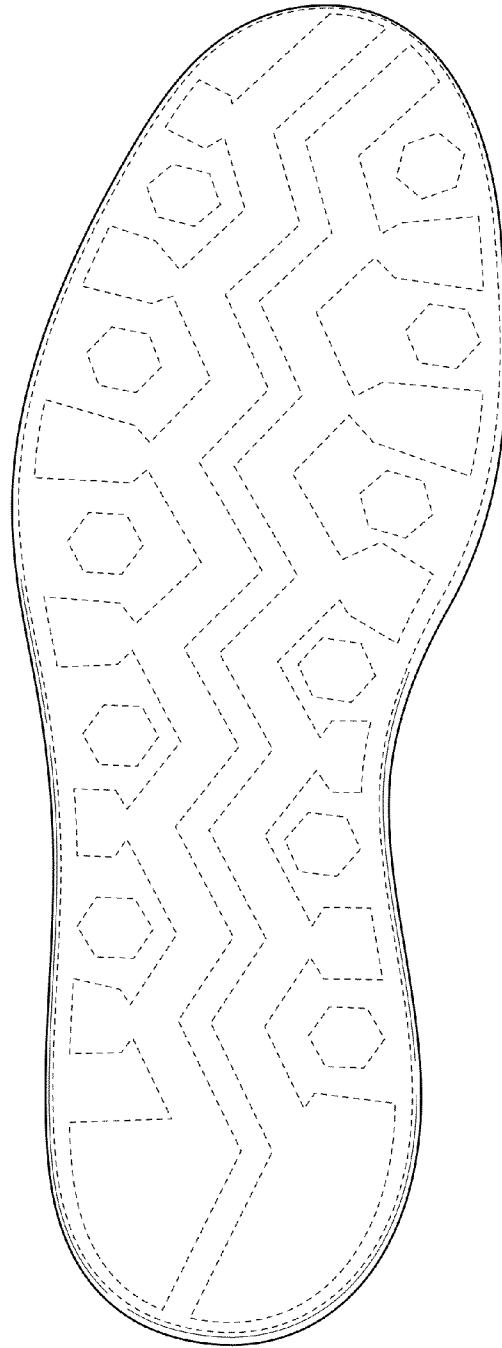


FIG. 6




FIG. 7




FIG. 8