



US00D672000S

(12) **United States Design Patent**
Yi et al.

(10) **Patent No.:** **US D672,000 S**

(45) **Date of Patent:** **** Dec. 4, 2012**

(54) **GOLF CLUB HEAD**

(75) Inventors: **Sang S. Yi**, San Marcos, CA (US);
Robert Nunez, Vista, CA (US)

(73) Assignee: **Taylor Made Golf Company, Inc.**,
Carlsbad, CA (US)

(**) Term: **14 Years**

(21) Appl. No.: **29/408,153**

(22) Filed: **Dec. 7, 2011**

(51) **LOC (9) Cl.** **21-02**

(52) **U.S. Cl.** **D21/759**

(58) **Field of Classification Search** D21/733,
D21/752, 759; 473/324–331, 343–346
See application file for complete search history.

(56) **References Cited**

U.S. PATENT DOCUMENTS

| | | | | | |
|-----------|-----|---------|------------------|-------|---------|
| 5,464,217 | A * | 11/1995 | Shenoha et al. | | 473/328 |
| D513,051 | S | 12/2005 | Barez et al. | | |
| 7,530,904 | B2 | 5/2009 | Beach et al. | | |
| D597,620 | S | 8/2009 | Taylor et al. | | |
| D604,376 | S * | 11/2009 | Darley et al. | | D21/752 |
| D605,715 | S * | 12/2009 | Barez et al. | | D21/752 |
| 7,628,707 | B2 | 12/2009 | Beach et al. | | |
| D614,711 | S * | 4/2010 | Harbert et al. | | D21/752 |
| D619,668 | S * | 7/2010 | Nunez et al. | | D21/752 |
| D627,842 | S | 11/2010 | Gray et al. | | |
| D631,111 | S * | 1/2011 | Bennett et al. | | D21/752 |
| D643,899 | S | 8/2011 | Piniarski et al. | | |
| D644,283 | S | 8/2011 | Sargent et al. | | |

| | | | | | |
|----------|-----|---------|--------------|-------|---------|
| D647,989 | S | 11/2011 | Nunez et al. | | |
| D656,211 | S * | 3/2012 | Foster | | D21/752 |
| D656,570 | S * | 3/2012 | Foster | | D21/752 |
| D659,781 | S * | 5/2012 | Oldknow | | D21/752 |

* cited by examiner

Primary Examiner — Mitchell Siegel

(74) *Attorney, Agent, or Firm* — Klarquist Sparkman, LLP

(57) **CLAIM**

We claim the ornamental design for a golf club head, as shown and described.

DESCRIPTION

FIG. 1 is a perspective view of a golf club head, as viewed from the rear, bottom and toe side, according to one embodiment.

FIG. 2 is a perspective view of the golf club head, as viewed from the rear, bottom and heel side, according to the embodiment of FIG. 1.

FIG. 3 is a front elevation view of the golf club head of FIG. 1.

FIG. 4 is a rear elevation view of the golf club head of FIG. 1.

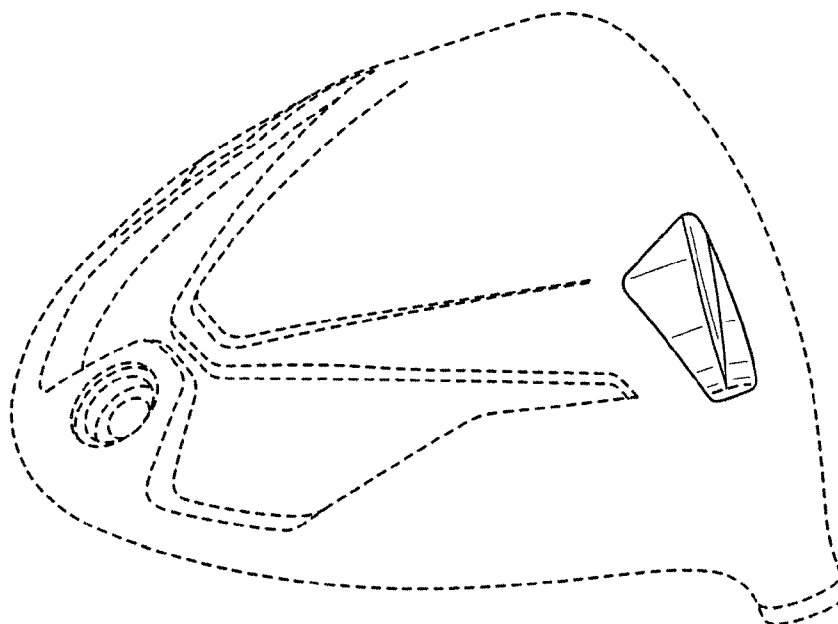
FIG. 5 is a side elevation view of the toe of the golf club head of FIG. 1.

FIG. 6 is a side elevation view of the heel of the golf club head of FIG. 1.

FIG. 7 is a top plan view of the golf club head of FIG. 1; and,

FIG. 8 is a bottom plan view of the golf club head of FIG. 1. The dashed lines in the drawings are for illustrative purpose only and form no part of the claimed design.

1 Claim, 6 Drawing Sheets



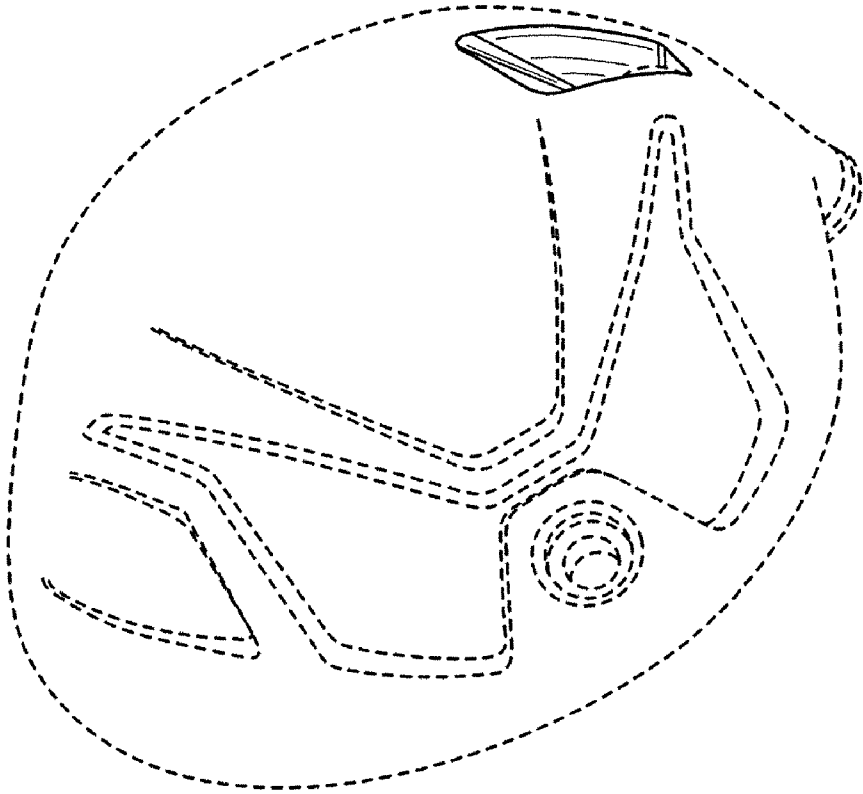


FIG. 1

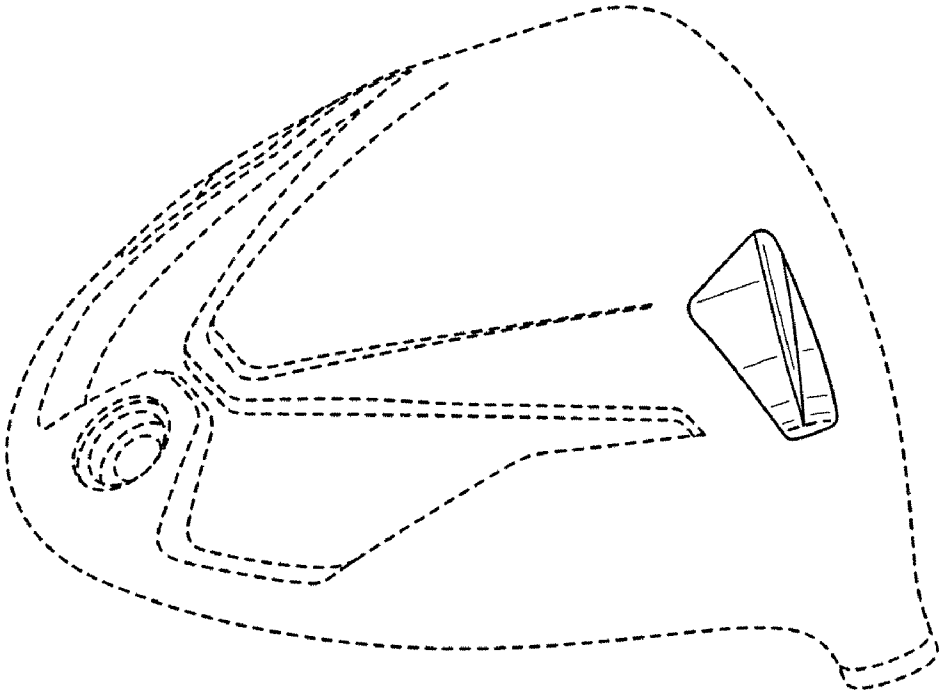


FIG. 2

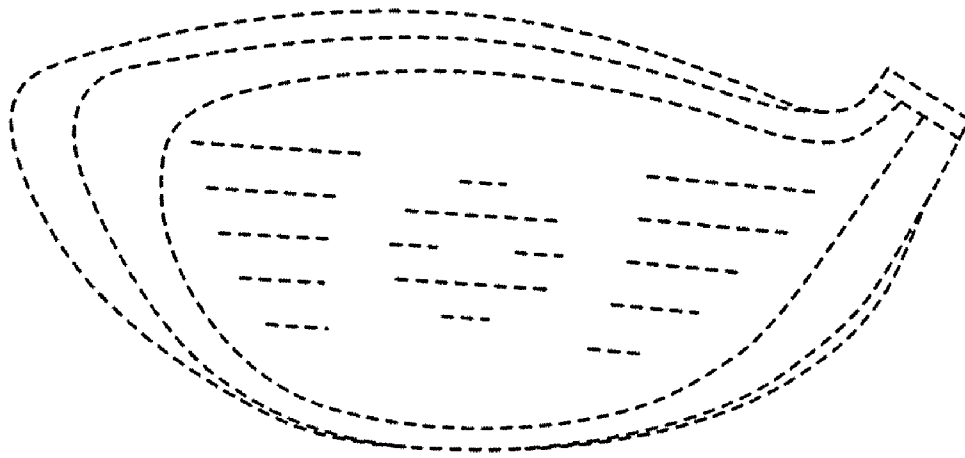


FIG. 3

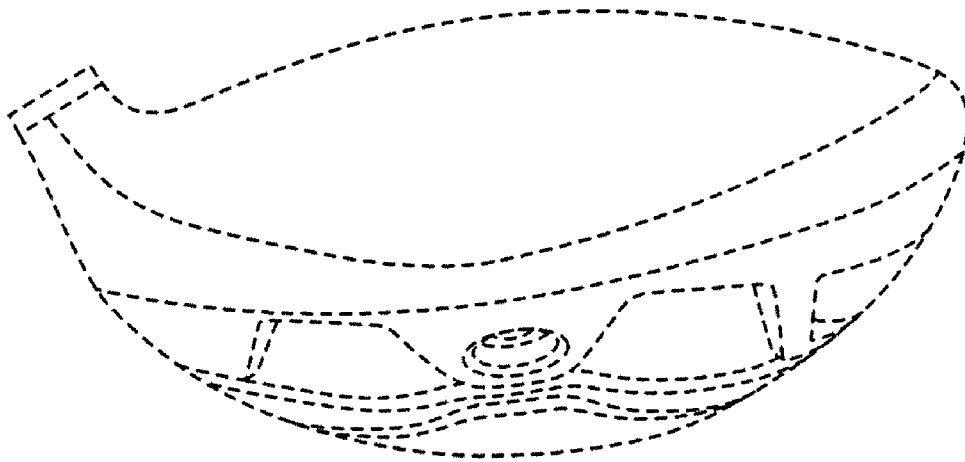


FIG. 4




FIG. 5

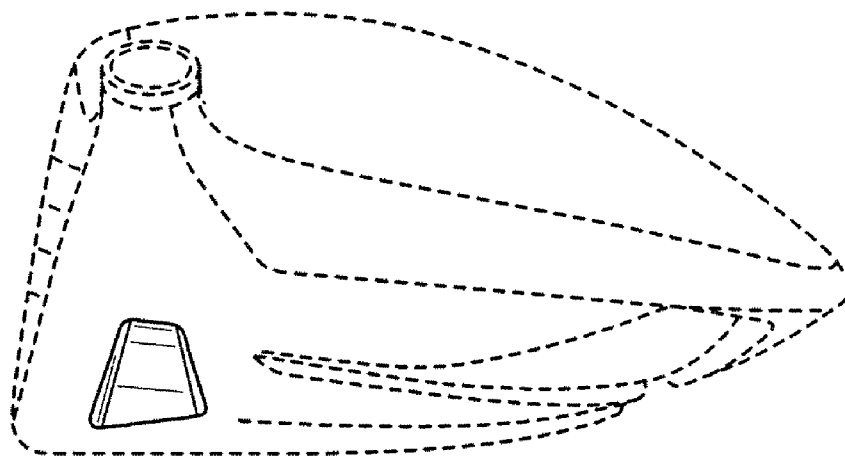


FIG. 6

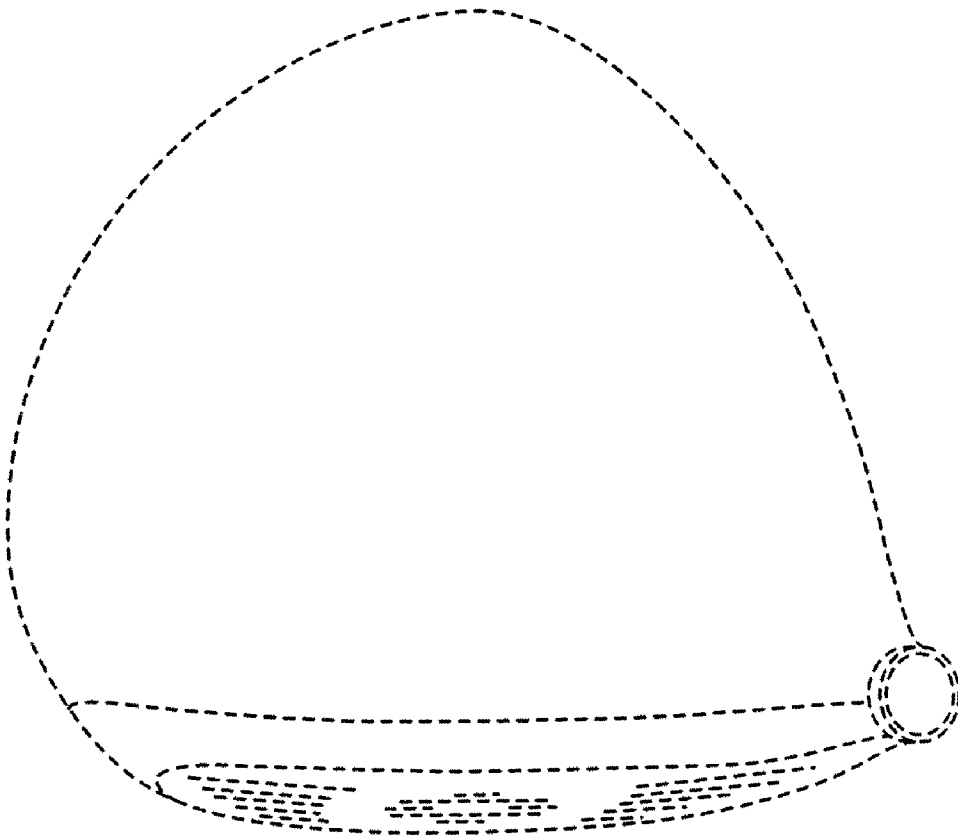


FIG. 7

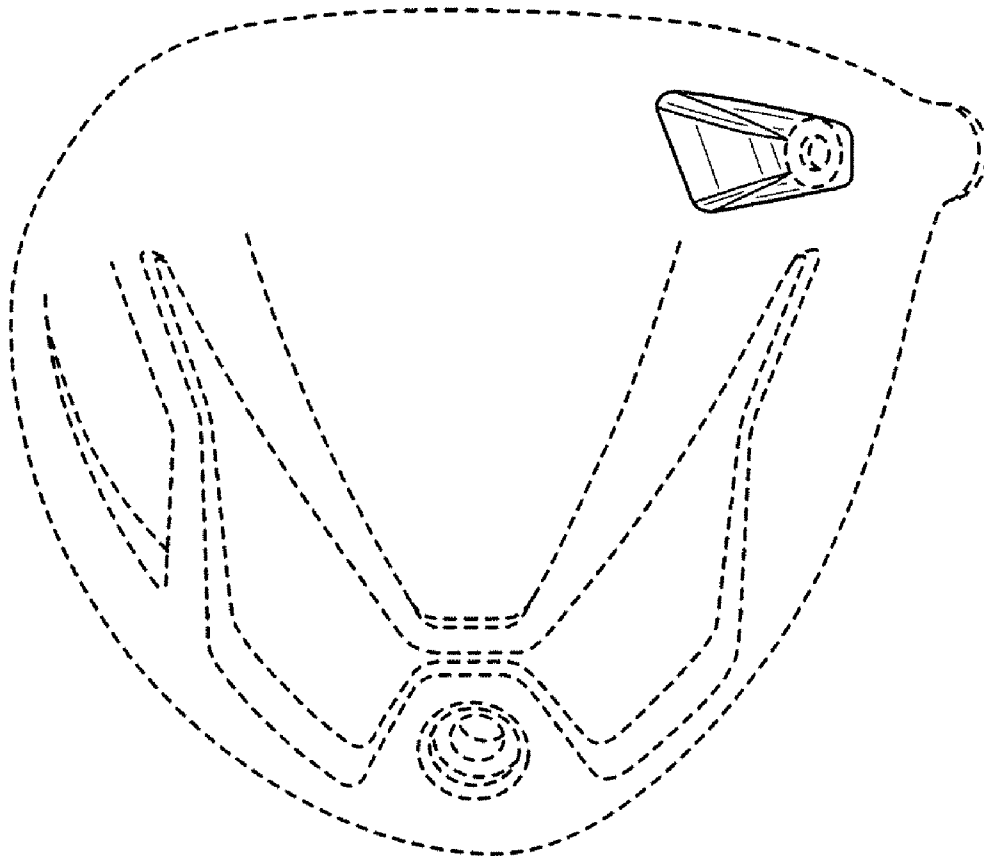


FIG. 8