

(19) World Intellectual Property
Organization
International Bureau



(43) International Publication Date
10 September 2004 (10.09.2004)

PCT

(10) International Publication Number
WO 2004/075877 A1

(51) International Patent Classification⁷: **A61K 9/00**, 47/12

(21) International Application Number:
PCT/US2004/005490

(22) International Filing Date: 24 February 2004 (24.02.2004)

(25) Filing Language: English

(26) Publication Language: English

(30) Priority Data:
60/449,647 24 February 2003 (24.02.2003) US

(71) Applicant (for all designated States except US): **PHARMACEUTICAL PRODUCTIONS, INC.** [US/US]; 424 Hunting Lodge Drive, Miami Springs, FL 33166 (US).

(72) Inventor; and

(75) Inventor/Applicant (for US only): **MCCARTY, John, A.** [US/US]; 424 Hunting Lodge Drive, Miami Springs, FL 33166 (US).

(74) Agent: **VIKSINIS, Ann, S.**; Fish & Richardson P.C., P.A., 60 South Sixth Street, Suite 3300, Minneapolis, MN 55402-1104 (US).

(81) Designated States (unless otherwise indicated, for every kind of national protection available): AE, AG, AL, AM, AT, AU, AZ, BA, BB, BG, BR, BW, BY, BZ, CA, CH, CN, CO, CR, CU, CZ, DE, DK, DM, DZ, EC, EE, EG, ES, FI, GB, GD, GE, GH, GM, HR, HU, ID, IL, IN, IS, JP, KE, KG, KP, KR, KZ, LC, LK, LR, LS, LT, LU, LV, MA, MD, MG, MK, MN, MW, MX, MZ, NA, NI, NO, NZ, OM, PG, PH, PL, PT, RO, RU, SC, SD, SE, SG, SK, SL, SY, TJ, TM, TN, TR, TT, TZ, UA, UG, US, UZ, VC, VN, YU, ZA, ZM, ZW.

(84) Designated States (unless otherwise indicated, for every kind of regional protection available): ARIPO (BW, GH, GM, KE, LS, MW, MZ, SD, SL, SZ, TZ, UG, ZM, ZW), Eurasian (AM, AZ, BY, KG, KZ, MD, RU, TJ, TM), European (AT, BE, BG, CH, CY, CZ, DE, DK, EE, ES, FI, FR, GB, GR, HU, IE, IT, LU, MC, NL, PT, RO, SE, SI, SK, TR), OAPI (BF, BJ, CF, CG, CI, CM, GA, GN, GQ, GW, ML, MR, NE, SN, TD, TG).

Published:

- with international search report
- before the expiration of the time limit for amending the claims and to be republished in the event of receipt of amendments

For two-letter codes and other abbreviations, refer to the "Guidance Notes on Codes and Abbreviations" appearing at the beginning of each regular issue of the PCT Gazette.

(54) Title: TRANSMUCOSAL DRUG DELIVERY SYSTEM

(57) Abstract: Disclosed are preparations and formulations of high thermodynamic activity lipophilic associations (LA), in which there is pairing between an ionizable pharmaceutical agent and a lipophilic species having ionic characteristics opposite to that of the pharmaceutical agent. Such lipophilic associations manifest high thermodynamic activity, as evidenced by their being predominantly in a liquid phase at room temperature or solvated in a lower-than-water dielectric solvent. Further the pharmaceutical agent being solubilized means that dissolution is not rate limiting to transmucosal absorption. This LA or LA-solvate is formulated into a low dielectric dosage form, from whence, upon the dosage form's hydration, the pharmaceutical agent is driven through the mucosal tissue and into systemic circulation. The invention therefore provides an enhanced transmucosal drug delivery system for ionizable pharmaceutical agents at or near physiological pH.



WO 2004/075877 A1

TRANSMUCOSAL DRUG DELIVERY SYSTEM

PRIORITY

This application claims priority to U.S. Provisional Application Serial No.
5 60/449,647 filed on February 24, 2003. U.S. Serial No. 60/449,647 is incorporated by reference herein.

SUMMARY OF THE INVENTION

The present invention provides a pharmaceutical composition that contains an
10 ionizable pharmaceutical agent and a one or more complementary lipophilic species where the ionizable pharmaceutical agent and the one or more complementary lipophilic species are formulated in a transmucosal dosage form. In certain embodiments of the invention, the ionizable pharmaceutical agent is hydrogen-bonded to the complementary lipophilic species, or is ion-paired to the complementary lipophilic species, to form a
15 lipophilic association (LA). The pharmaceutical composition may further contain a solvent having a dielectric constant less than that of water, wherein the LA is solvated in the solvent to form a solubilized LA. Examples of solvents include ethanol, ethyl acetate, isopropyl alcohol, triacetin, triethyl citrate, tributyl citrate, a polyethylene glycol, propylene glycol, bisabolol, glycerin, mineral oil, ethyl oleate, fatty acid esters, squalane,
20 animal oils, vegetable oils, hydrogenated vegetable oils, isopropyl myristate, isopropyl palmitate, glycofurol, terpenes, essential oils, alcohols, polyols, silicone fluids or glycerides. The pharmaceutical composition of the present invention may further contain a carrier, wherein the LA, or solubilized LA, is adsorbed or absorbed to the carrier. The carrier may be, for example a silica or a silicified microcrystalline cellulose. The
25 pharmaceutical composition of the present invention may further contain a water-soluble excipient. Such an excipient may possess a dielectric constant less than the dielectric constant of water. Examples of water-soluble excipients useful in the present invention include sugar, polyol, alcohol, saccharide, polysaccharide, glycerin, propylene glycol, ethanol, isopropyl alcohol, ethyl acetate, triacetin, triethyl citrate, tributyl citrate, a
30 dextrate, dextrin, dextrose, fructose, lactitol, lactose, erythritol, maltose, maltitol,

maltodextrin, polydextrose, trehalose, mannitol, polyethylene glycol, sorbitol, sucrose or xylitol.

In the present invention, the molar ratio of lipophilic species to ionizable pharmaceutical agent is at least about 1:1. In one embodiment, the pharmaceutical agent
5 possesses a basic functional group and the lipophilic species is an acid. In the present invention, the lipophilic species is a fatty acid, a long-chain alkyl sulfonic acid, or a long-chain alkyl sulfuric acid. Examples of long-chain alkyls that are found in the fatty acid, sulfonic acid or sulfuric acid are caproic, caprylic, capric, lauric, myristic, palmitic, stearic, arachidic, behenic, lignoceric, myristoleic, palmitoleic, oleic, gadoleic, erucic,
10 ricinoleic, linoleic, linolenic, licanic, arachidonic and/or clupanadonic acid.

In an alternative, the pharmaceutical agent possesses an acidic functional group and the lipophilic species is a base. In certain embodiments, the lipophilic species is a amine or amide, such as cetrinide, oleamidopropyl dimethylamine, didecyldimethyl ammonium chloride, a quaternary surfactant, cetylpyridinium chloride, hexetidine,
15 benzalkonium chloride or an amine or amide of caproic, caprylic, capric, lauric, myristic, palmitic, stearic, arachidic, behenic, lignoceric, myristoleic, palmitoleic, oleic, gadoleic, erucic, ricinoleic, linoleic, linolenic, licanic, arachidonic or clupanadonic acid.

In certain embodiments of the present invention the carrier is capable of forming an inclusion complex with the LA or solubilized LA. The pharmaceutical composition of
20 the present invention may further contain a carrier, wherein the LA, or solubilized LA, is adsorbed or absorbed to the carrier. The carrier may be, for example a silica or a silicified microcrystalline cellulose.

Examples of pharmaceutical agents that may be used in embodiments of the present invention include one or more of the following: a antihypertensive agent,
25 analgesic, antidepressant, opioid agonist, anesthetic, antiarrhythmic, antiarthritic, antispasmodic, ACE inhibitor, decongestant, antibiotic, antihistamine, anti-anginal, diuretic, anti-hypotensive agent, anti-Parkinson agent, bronchodilator, oxytocic agent, anti-diuretic, anti-hyperglycemic, antineoplastic and/or immunosuppressant agent, antiemetic, antiinfective, antifungal, antiviral, antimuscarinic, antidiabetic agent,
30 antiallergy agent, anxiolytic, sedative, antipsychotic, bone modulating agent, cardiovascular agent, cholesterol lowering drug, antimalarial, antiepileptic,

antihelminthic, agent for smoking cessation, cough suppressant, expectorant, mucolytic, nasal decongestant, dopaminergic, gastrointestinal agent, muscle relaxant, neuromuscular blocker, parasympathomimetic, prostaglandin, stimulant, anorectic, thyroid or antithyroid agent, hormone, antimigrane agent, antiobesity, and/or non-steroidal anti-inflammatory agent. Further, the pharmaceutical agent may be one or more of the following:

5 dihydroergotamine, fentanyl, sufentanil, lidocaine, alfentanil, lofentanil, carfentanil, pentobarbital, buspirone, ergotamine, bisphosphonate, alendronic acid, nalbuphine, bupropion, metformin, diethylcarbamazine, tramadol, heparin or a heparin derivative, amoxicillin, gabapentin, econazole, aspirin, prostaglandin, methylsergide, ergonovine,

10 endorphins, enkephalins, oxytocin, opiates, heparin and its derivatives, clorazepic acid, barbiturate, albuterol, atropine, scopolamine, selegiline, timolol, nicotine, cocaine, novocaine, amphetamines, caffeine, methylphenidate, chlorpromazine, ketamine, epinephrine, estropipate, naloxone, naltrexone, furosemide, labetalol, metoprolol, nadolol, isoproterenol, terbutaline, sumatriptan, bupivacaine, prilocaine, loratadine,

15 chloropheniramine, clonidine, or tetracaine. In one example, the pharmaceutical agent is nicotine.

In certain embodiments of the present invention, the pharmaceutical composition further contains a buffering agent, colorant, flavoring, solvent, co-solvent, coating agent, binder, diluent, carrier, disintegrant, glident, lubricant, opacifying agent, humectant,

20 granulating agent, gelling agent, polishing agent, suspending agent, sweetening agent, anti-adherent, preservative, emulsifying agent, antioxidant, levigating agent, plasticizer, surfactant, tonicity agent, viscosity agent, enteric agent, enteric coating, controlled-release agent or coating, wax, wetting agent, thickening agent, suppository base, stiffing agent, stabilizing agent, solubilizing agent, sequestering agent, ointment base, oleaginous

25 vehicle, film-forming agent, essential oil, emollient, dissolution enhancer, dispersing agent, or cryoprotectant or combination thereof. Examples of buffering agents include phosphates, carbonates, tartrates, borates, citrates, acetates, and maleates.

In the present invention, the composition may be prepared as a buccal tablet, sublingual tablet, oral capsule, oral tablet, nasal spray, buccal or vaginal spray,

30 liquid/semisolid, aerosol for nasal, buccal or pulmonary delivery, patch, lozenge, gum, lollypop, film, strip, paper, suppository, or pessary dosage form.

In the present invention, when the pharmaceutical composition is dissolved in water, has a pH of about physiological pH of a target mucosal membrane.

The present invention further provides a method for transmucosal delivery of an ionizable pharmaceutical agent. The method includes the following steps: admixing an ionizable pharmaceutical agent with a one or more complementary lipophilic species to form a lipophilic association (LA); formulating the LA in a transmucosal dosage form; and administering the transmucosal dosage form to a targeted mucosal membrane in order to deliver the pharmaceutical agent through the mucosal membrane and into systemic circulation. The admixing step of the present invention is performed under conditions such that the ionizable pharmaceutical agent hydrogen-bonds with the complementary lipophilic species, or ionizable pharmaceutical agent ion-pairs with the complementary lipophilic species. The method of the present invention may also include the step of solubilizing the LA with a solvent having a dielectric constant less than that of water to form a solubilized LA. Examples of solvents that may be used in the present method include ethanol, ethyl acetate, isopropyl alcohol, triacetin, triethyl citrate, tributyl citrate, polyethylene glycol, propylene glycol, bisabolol, glycerin, mineral oil, ethyl oleate, fatty acid esters, squalane, animal oil, vegetable oil, hydrogenated vegetable oil, isopropyl myristate, isopropyl palmitate, glycofurol, terpene, essential oil, alcohol, polyol, a silicone fluid and/or a glyceride.

The transmucosal dosage form may further include a carrier, wherein the LA, or solubilized LA, is adsorbed or absorbed to the carrier. Examples of carriers include silica or silicified microcrystalline cellulose. The transmucosal dosage form may further include a water-soluble excipient. The excipient may possess a dielectric constant less than the dielectric constant of water. Examples of suitable water-soluble excipients are sugars, polyols, alcohols, saccharides, polysaccharides, glycerin, propylene glycol, ethanol, isopropyl alcohol, ethyl acetate, triacetin, triethyl citrate, tributyl citrate, dextrans, dextrans, dextrose, fructose, lactitol, lactose, erythritol, maltose, maltitol, maltodextrins, polydextroses, trehalose, mannitol, polyethylene glycols, sorbitol, sucrose and/or xylitol.

In the present invention, the molar ratio of lipophilic species to ionizable pharmaceutical agent is at least about 1:1. In one embodiment, the pharmaceutical agent

possesses a basic functional group and the lipophilic species is an acid. In the present invention, the lipophilic species is a fatty acid, a long-chain alkyl sulfonic acid, or a long-chain alkyl sulfuric acid. Examples of long-chain alkyls that are found in the fatty acid, sulfonic acid or sulfuric acid are caproic, caprylic, capric, lauric, myristic, palmitic, stearic, arachidic, behenic, lignoceric, myristoleic, palmitoleic, oleic, gadoleic, erucic, ricinoleic, linoleic, linolenic, licanic, arachidonic and/or clupanadonic acid.

In an alternative, the pharmaceutical agent possesses an acidic functional group and the lipophilic species is a base. In certain embodiments, the lipophilic species is a amine or amide, such as cetrimide, oleamidopropyl dimethylamine, didecyldimethyl ammonium chloride, a quaternary surfactant, cetylpyridinium chloride, hexetidine, benzalkonium chloride or an amine or amide of caproic, caprylic, capric, lauric, myristic, palmitic, stearic, arachidic, behenic, lignoceric, myristoleic, palmitoleic, oleic, gadoleic, erucic, ricinoleic, linoleic, linolenic, licanic, arachidonic or clupanadonic acid.

In certain embodiments of the present invention the carrier is capable of forming an inclusion complex with the LA or solubilized LA. The pharmaceutical composition of the present invention may further contain a carrier, wherein the LA, or solubilized LA, is adsorbed or absorbed to the carrier. The carrier may be, for example a silica or a silicified microcrystalline cellulose.

In certain embodiments of the present invention, the pharmaceutical agent may be one or more of the following: a antihypertensive agent, analgesic, antidepressant, opioid agonist, anesthetic, antiarrhythmic, antiarthritic, antispasmodic, ACE inhibitor, decongestant, antibiotic, antihistamine, anti-anginal, diuretic, anti-hypotensive agents, anti-Parkinson agent, bronchodilator, oxytocic agent, anti-diuretic, anti-hyperglycemic, antineoplastic and/or immunosuppressant agent, antiemetic, antiinfective, antifungal, antiviral, antimuscarinic, antidiabetic agent, antiallergy agent, anxiolytic, sedative, antipsychotic, bone modulating agent, cardiovascular agent, cholesterol lowering drug, antimalarial, antiepileptic, antihelminthic, agent for smoking cessation, cough suppressant, expectorant, mucolytic, nasal decongestant, dopaminergic, gastrointestinal agent, muscle relaxant, neuromuscular blocker, parasympathomimetic, prostaglandin, stimulant, anorectic, thyroid or antithyroid agent, hormone, antimigraine agent, antiobesity, and/or non-steroidal anti-inflammatory agent. Further, the pharmaceutical

agent may be one or more of the following: dihydroergotamine, fentanyl, sufentanil, lidocaine, alfentanil, lofentanil, carfentanil, pentobarbital, buspirone, ergotamine, bisphosphonate, alendronic acid, nalbuphine, bupropion, metformin, diethylcarbamazine, tramadol, heparin or a heparin derivative, amoxicillin, gabapentin, econazole, aspirin, 5 prostaglandin, methylsergide, ergonovine, endorphins, enkephalins, oxytocin, opiates, barbiturate, albuterol, atropine, scopolamine, selegiline, timolol, nicotine, cocaine, novocaine, amphetamines, caffeine, heparin and its derivatives, clorazepic acid, methylphenidate, chlorpromazine, ketamine, epinephrine, estropipate, naloxone, naltrexone, furosemide, labetalol, metoprolol, nadolol, isoproterenol, terbutaline, 10 sumatriptan, bupivacaine, prilocaine, loratadine, chloropheniramine, clonidine, or tetracaine. In one embodiment the pharmaceutical agent is nicotine.

In embodiments of the present invention, the transmucosal dosage form may additionally contain a buffering agent, colorant, flavoring, solvent, co-solvent, coating agent, binder, diluent, carrier, disintegrant, glident, lubricant, opacifying agent, 15 humectant, granulating agent, gelling agent, polishing agent, suspending agent, sweetening agent, anti-adherent, preservative, emulsifying agent, antioxidant, levigating agent, plasticizer, surfactant, tonicity agent, viscosity agent, enteric agent, enteric coating, controlled-release agent or coating, wax, wetting agent, thickening agent, suppository base, stiffing agent, stabilizing agent, solubilizing agent, sequestering agent, ointment 20 base, oleaginous vehicle, film-forming agent, essential oil, emollient, dissolution enhancer, dispersing agent, or cryoprotectant or combination thereof.

In the method of the present invention, the buffering agent may be a phosphate, carbonate, tartrate, borate, citrate, acetate, and/or maleate.

The target mucosal tissue may be oral mucosa, esophagus, gastrointestinal tract, 25 lungs, rectum, sinuses, eye, urinary tract or a lining of a female reproductive organ. In the method of the present invention, the ionizable pharmaceutical agent is delivered rapidly across the mucosal membrane. For example, the ionizable pharmaceutical agent is delivered across the mucosal membrane in about 10 minutes or less.

In the present invention, the pharmaceutical composition when dissolved in water 30 has a pH near the physiological pH of the target mucosal membrane.

The present invention also provides a method of manufacturing a transmucosal pharmaceutical unit dosage forms described above. The manufacturing method involves the following steps: admixing an ionizable pharmaceutical agent with a one or more complementary lipophilic species to form a lipophilic association (LA); and
5 formulating the LA into a transmucosal unit dosage form. The admixing is performed under conditions such that the ionizable pharmaceutical agent hydrogen-bonds, or ion-pairs, with the complementary lipophilic species. The method may further involve admixing an adsorbent, a water-soluble excipient, a disintegrant and a lubricant. In one example, the water soluble excipient is mannitol, the disintegrant is sodium starch
10 glycolate and the lubricant is sodium stearyl fumarate.

In certain embodiments, the LA is formed into a buccal tablet, sublingual tablet, oral capsule, oral tablet, nasal spray, buccal or vaginal spray, liquid/semisolid, aerosol for nasal, buccal or pulmonary delivery, patch, lozenge, gum, lollypop, film, strip, paper, suppository, or pessary dosage form. The dosage forms may be manufactured by direct
15 tablet compression, wet or dry granulation, dry powder blends, molding, spray-congealing, powder layering, tableting, encapsulating, spray-drying, spheronization, triturates, lyophilization, freeze drying, co-melt, microencapsulation, troching, pelleting, aerosolizing, liquid or semisolid processes manufacturing.

The present manufacturing method may further involve solubilizing the LA with a
20 solvent having a dielectric constant less than that of water to form a solubilized LA. Examples of solvents include one or more of the following: ethanol, ethyl acetate, isopropyl alcohol, triacetin, triethyl citrate, tributyl citrate, polyethylene glycols, propylene glycol, bisabolol, glycerin, mineral oil, ethyl oleate, fatty acid esters, squalane, animal oils, vegetable oils, hydrogenated vegetable oils, isopropyl myristate, isopropyl
25 palmitate, glycofurol, terpenes, essential oils, alcohols, polyols, silicone fluids, and/or glycerides.

The present manufacturing method may further involve admixing a carrier with the LA (or solubilized LA), wherein the LA (or solubilized LA) is adsorbed or absorbed to the carrier. Examples of carriers include a silica or a silicified microcrystalline
30 cellulose. In the present invention, the transmucosal dosage form may further contain a water-soluble excipient. Such a water-soluble excipient may possess a dielectric constant

less than the dielectric constant of water. Examples of water-soluble excipients include a sugar, a polyol, an alcohol, a saccharide, a polysaccharide, glycerin, propylene glycol, ethanol, isopropyl alcohol, ethyl acetate, triacetin, triethyl citrate, tributyl citrate, a dextrate, a dextrin, dextrose, fructose, lactitol, lactose, erythritol, maltose, maltitol, a maltodextrin, a polydextrose, trehalose, mannitol, a polyethylene glycol, sorbitol, sucrose and/or xylitol. In the present invention, the molar ratio of lipophilic species to ionizable pharmaceutical agent is at least about 1:1. In one embodiment, the pharmaceutical agent possesses a basic functional group and the lipophilic species is an acid. In the present invention, the lipophilic species is a fatty acid, a long-chain alkyl sulfonic acid, or a long-chain alkyl sulfuric acid. Examples of long-chain alkyls that are found in the fatty acid, sulfonic acid or sulfuric acid are caproic, caprylic, capric, lauric, myristic, palmitic, stearic, arachidic, behenic, lignoceric, myristoleic, palmitoleic, oleic, gadoleic, erucic, ricinoleic, linoleic, linolenic, licanic, arachidonic and/or clupanadonic acid.

In certain embodiments of the present method, the pharmaceutical agent possesses an acidic functional group and the lipophilic species is a base. In certain embodiments, the lipophilic species is an amine or amide, such as cetrimide, oleamidopropyl dimethylamine, didecyldimethyl ammonium chloride, a quaternary surfactant, cetylpyridinium chloride, hexetidine, benzalkonium chloride or an amine or amide of caproic, caprylic, capric, lauric, myristic, palmitic, stearic, arachidic, behenic, lignoceric, myristoleic, palmitoleic, oleic, gadoleic, erucic, ricinoleic, linoleic, linolenic, licanic, arachidonic and/or clupanadonic acid.

In the present method, the carrier is capable of forming an inclusion complex with the LA or solubilized LA. The pharmaceutical composition of the present invention may further contain a carrier, wherein the LA, or solubilized LA, is adsorbed or absorbed to the carrier. The carrier may be, for example a silica or a silicified microcrystalline cellulose.

Examples of pharmaceutical agents that may be used in the present method include one or more of the following: an antihypertensive agent, analgesic, antidepressant, opioid agonist, anesthetic, antiarrhythmic, antiarthritic, antispasmodic, ACE inhibitor, decongestant, antibiotic, antihistamine, anti-anginal, diuretic, anti-hypotensive agents, anti-Parkinson agent, bronchodilator, oxytocic agent, anti-diuretic, anti-hyperglycemic,

antineoplastic and/or immunosuppressant agent, antiemetic, antiinfective, antifungal, antiviral, antimuscarinic, antidiabetic agent, antiallergy agent, anxiolytic, sedative, antipsychotic, bone modulating agent, cardiovascular agent, cholesterol lowering drug, antimalarial, antiepileptic, antihelminthic, agent for smoking cessation, cough

5 suppressant, expectorant, mucolytic, nasal decongestant, dopaminergic, gastrointestinal agent, muscle relaxant, neuromuscular blocker, parasympathomimetic, prostaglandin, stimulant, anorectic, thyroid or antithyroid agent, hormone, antimigraine agent, antiobesity, and/or non-steroidal anti-inflammatory agent. Further examples of pharmaceutical agents that may be used in the present method include one or more of the
10 following: dihydroergotamine, fentanyl, sufentanil, lidocaine, alfentanil, lofentanil, carfentanil, pentobarbital, buspirone, ergotamine, bisphosphonate, alendronic acid, nalbuphine, bupropion, metformin, diethylcarbamazine, tramadol, heparin or a heparin derivative, amoxicillin, gabapentin, econazole, aspirin, prostaglandin, methylsergide, ergonovine, endorphins, enkephalins, oxytocin, opiates, barbiturate, albuterol, atropine,
15 scopolamine, selegiline, timolol, nicotine, cocaine, novocaine, amphetamines, caffeine, heparin and its derivatives, clorazepic acid, methylphenidate, chlorpromazine, ketamine, epinephrine, estropipate, naloxone, naltrexone, furosemide, labetalol, metoprolol, nadolol, isoproterenol, terbutaline, sumatriptan, bupivacaine, prilocaine, loratadine, chloropheniramine, clonidine, or tetracaine. In one embodiment, the pharmaceutical
20 agent is nicotine.

In certain embodiments of the present method, the process involves admixing with the LA or solubilized LA a buffering agent, colorant, flavoring, solvent, co-solvent, coating agent, binder, diluent, carrier, disintegrant, glident, lubricant, opacifying agent, humectant, granulating agent, gelling agent, polishing agent, suspending agent,
25 sweetening agent, anti-adherent, preservative, emulsifying agent, antioxidant, levigating agent, plasticizer, surfactant, tonicity agent, viscosity agent, enteric agent, enteric coating, controlled-release agent or coating, wax, wetting agent, thickening agent, suppository base, stiffing agent, stabilizing agent, solubilizing agent, sequestering agent, ointment base, oleaginous vehicle, film-forming agent, essential oil, emollient, dissolution
30 enhancer, dispersing agent, or cryoprotectant or mixture thereof.

In certain embodiments of the present invention, the buffering agent is a phosphate, carbonate, tartrate, borate, citrate, acetate, and/or maleate.

In certain embodiments of the present invention, the pharmaceutical composition, when solubilized in water, has a pH of about physiological pH of a target mucosal
5 membrane.

Further, the present invention provides pharmaceutical products prepared by the methods of manufacture described above.

The present invention also provides a method of treating a patient in need thereof by administering a pharmaceutical composition containing an ionizable pharmaceutical
10 agent and a one or more complementary lipophilic species, wherein the ionizable pharmaceutical agent and the one or more complementary lipophilic species are formulated in a transmucosal dosage form, and wherein the pharmaceutical composition is administered as a bolus release across a mucosal membrane. In an embodiment of this method, the ionizable pharmaceutical agent is delivered rapidly across the mucosal
15 membrane, such as in about 10 minutes or less. In one embodiment, the ionizable pharmaceutical agent is nicotine. In one embodiment, the pharmaceutical composition is has a pH of about physiological pH of a target mucosal membrane. For example, in one embodiment nicotine is transmucosally delivered sublingually at a pH between about 5.5 and about 7.5.

20

BRIEF DESCRIPTION OF THE DRAWINGS

FIG. 1 is a schematic showing a method of manufacture of a nicotine sublingual/buccal tablet according to the invention.

FIG. 2 is a graph showing a dissolution profile of nicotine as delivered by a
25 formulation according to the invention and compared to a dissolution profile of prior-art formulations.

FIG. 3 is a schematic showing a method of manufacture of an epinephrine sublingual/buccal tablet according to the invention.

FIG. 4 is a schematic showing a method of manufacture of a fentanyl
30 sublingual/buccal tablet according to the invention.

FIG. 5 is a schematic showing a method of manufacture of alendronic acid sublingual/buccal tablet according to the invention.

FIG. 6 is a schematic showing a method of manufacture of a clorazepic acid sublingual/buccal tablet according to the invention.

5

DESCRIPTION OF THE INVENTION

The invention provides a composition and a method for delivery of a pharmaceutical agent. In particular, the invention provides a pharmaceutical formulation for enhanced transmucosal delivery of an ionizable pharmaceutically active substance at or near physiological pH. Transmucosal delivery includes the oral mucosa, esophagus, gastrointestinal tract including the stomach and colon, lungs, rectum, sinuses, eyes, urinary tract and the linings of the female reproductive organs. The physiological pH of these various membranes varies considerably. The physiological pH of the gastrointestinal tract increases along its length from about pH 1 in the stomach to pH 8 in the colon. Saliva has a pH around 6.8. The pH of nasal fluids range from about pH 5.5 to 6.5. The pH of the vagina is around 4.5. The invention is designed to provide transmucosal delivery in the pH range specific to the target mucosal tissue to avoid local irritation. Transmucosal absorption, as embodied in this invention, is not dependent on pH. This is unlike the prior art that requires that the pH be adjusted, typically by the use of buffers, to insure that the ionizable pharmaceutical agent is predominately in its freebase or free acid form for optimal transmucosal delivery. Transmucosal delivery of the ionizable pharmaceutical, as embodied in this invention, only requires the development of a hydration and dielectric gradient. The present invention comprises a pharmaceutical formulation that is capable of rapidly delivering a pharmaceutical agent into the mucosal tissue or the through the mucosal tissue into the circulatory system. For example the pharmaceutical agent may be absorbed through the oral mucosal tissue for systemic delivery.

The invention further provides a process for the production, and a method of use, of such a formulation. More specifically, the invention provides a high thermodynamic activity lipophilic association (LA) of an ionizable pharmaceutical agent paired with a lipophilic agent having ionic character opposite to that of the pharmaceutical agent, such

that the association is a liquid or is solubilized in a lower-than-water dielectric solvent. As used herein, the term "high thermodynamic activity" means that the lipophilic association or lipophilic association solvate is in a liquid state at room temperature. The LA being a liquid state, or solubilized, is at high thermodynamic activity such that drug
5 dissolution is no longer rate limiting to transmucosal absorption. Further, the invention provides for formulating the high thermodynamic activity LA into a lower-than-water dielectric dosage form, which upon hydration results in an increasingly higher dielectric gradient. This provides the driving force for enhanced delivery of the lipophilized ionizable pharmaceutical agent through the mucus and into systemic circulation at or near
10 physiological pH.

The invention provides, inter alia, a process for making a transmucosal drug delivery system for an ionizable pharmaceutical agent by use of a lipophilic species having a charge, when ionized, opposite that of the ionized pharmaceutical agent. It is the applicants present understanding that a lipophilic association according to the invention
15 may be, for example, prepared according to the outline below. That is, for a basic ionizable functional group on an ionizable pharmaceutical agent that is not ionized (deprotonated), the corresponding acidic lipophilic species is also not ionized (protonated). For a basic ionizable group on a ionizable pharmaceutical agent that is ionized (protonated), the corresponding acidic lipophilic species is also ionized
20 (deprotonated). In like manner, for an acid ionizable functional group on an ionizable pharmaceutical agent that is not ionized (protonated), the corresponding basic lipophilic species is also not ionized (deprotonated). For an acid ionizable group on a ionizable pharmaceutical agent that is ionized (deprotonated), the corresponding basic lipophilic species is also ionized (protonated).

25 For a basic drug, a lipophilic species according to the invention is, for example, fatty acid or another lipophilic species. For a basic drug, a lipophilic species according to the invention may, for example, be one or more of the following fatty acids, or long-chain alkyl sulfonic acids, or a long-chain alkyl sulfuric acids: caproic, caprylic, capric, lauric, myristic, palmitic, stearic, arachidic, behenic, lignoceric, myristoleic, palmitoleic, oleic,
30 gadoleic, erucic, ricinoleic, linoleic, linolenic, licanic, arachidonic and/or clupanadonic.

For an acidic drug, a lipophilic species according to the invention is, for example, a fatty amine or another lipophilic species. For an acidic drug, a lipophilic species according to the invention is cetrимide, oleamidopropyl dimethylamine, didecyldimethyl ammonium chloride, quaternary surfactants, cetylpyridinium chloride, hexetidine, benzalkonium chloride and the following fatty amines and acid amides: caproic, caprylic, capric, lauric, myristic, palmitic, stearic, arachidic, behenic, lignoceric, myristoleic, palmitoleic, oleic, gadoleic, erucic, ricinoleic, linoleic, linolenic, licanic, arachidonic and/or clupanadonic.

A formulation according to the invention contains an ionizable drug and an oppositely charged lipophilic species, to form the lipophilic association. The LA may require, if not already at a high thermodynamic activity liquid state, the use of lower-than-water dielectric solvent in order to prepare a LA-solvate that has high thermodynamic activity. Examples of appropriate lower-than-water dielectric solvents include ethanol, ethyl acetate, isopropyl alcohol, triacetin, triethyl citrate, tributyl citrate, polyethylene glycols, propylene glycol, bisabolol, glycerin, mineral oil, ethyl oleate, fatty acid esters, squalane, animal oils, vegetable oils, hydrogenated vegetable oils, isopropyl myristate, isopropyl palmitate, glycofurol, terpenes, essential oils, alcohols, polyols, silicone fluids or glycerides.

A formulation according to the invention contains an ionizable drug, an oppositely charged lipophilic species, and an excipient, for example, a water-soluble excipient, to lower the local delivery area's dielectric constant, which is more favorable for association between the pharmaceutical agent and the lipophilic species in this lipophilic association. Examples of appropriate water-soluble excipients include a sugar, a polyol, an alcohol, a saccharide, a polysaccharide, glycerin, propylene glycol, ethanol, isopropyl alcohol, ethyl acetate, triacetin, triethyl citrate, tributyl citrate, a dextrate, dextrin, dextrose, fructose, lactitol, lactose, erythritol, maltose, maltitol, maltodextrin, polydextrose, trehalose, mannitol, polyethylene glycol, sorbitol, sucrose and/or xylitol.

While the invention is not to be limited by theory, it is the applicant's understanding that, as water from the local delivery environment hydrates the high thermodynamic activity, lipophilic association, lower-than-water dielectric formulation according to the invention, a hydration and dielectric gradient is formed that provides the

driving force for delivery of the lipophilized ionizable pharmaceutical agent through the mucosa and into systemic circulation.

Surprisingly, it has been found that, in one embodiment, i.e., a nicotine sublingual/buccal tablet, a tablet containing a LA prepared with nicotine and oleic acid at a 1:1 molar ratio is effective in providing a rapid, bolus dose of nicotine after sublingual administration. In the art, to enhance delivery, many formulations require a molar ratio of oppositely charged species to active pharmaceutical agent of 50:1 or greater (M. Trotta, E. Urazio, E. Peira and C. Pulitano, "Influence of ion pairing on topical delivery of retinoic acid from microemulsions", J. Control Release, 2003, Vol. 86, pp 315-321).

Further, in a nicotine sublingual/buccal tablet embodiment of the invention prepared with nicotine and oleic acid, the LA is a liquid with a pH in water of about 5.5 to 7.5, depending on the amount of the oleic acid present. Delivery is as rapid, and possibly more rapid, at lower pHs, the acidity being determined by any excess oleic acid over that needed for formation of the LA. However, excessive acidity is not necessary. Lower-than-physiological pHs would result if excessive amounts of oleic acid were needed for transmucosal delivery of the ionizable pharmaceutical agent. This attests to the efficiency of the invention. Further, at the pH range of this delivery system, nicotine predominately in the ionized form. Such efficient delivery at a pH where nicotine is ionized is surprising, because ionized pharmaceutical agents typically have very poor transmucosal delivery (Beckett and Hossie: Buccal Absorption of Drugs, in Handbook of Experimental Pharmacology, ed. B. B. Brodie and J. R. Gillette; Springer-Verlag, Berlin (1971), Ch. 3, and H.R. Leipold and E. Quadros: Nicotine Permeation Through Buccal Cultures, in Proceed. Intern. Symp. Control. Rel. Bioact. Mater., Controlled Release Society, 20 (1993), 242-243).

When a nicotine formulation is prepared according to the present invention, a rapid, bolus delivery of nicotine results from sublingual administration of the formulation in the physiological pH range of saliva, where nicotine's predominant form is ionized. This is among the advantages that a formulation according to the invention possesses over other known formulations. In general, transmucosal and transdermal drug delivery systems for ionizable pharmaceutical agents resort to using the free-base or free-acid form of the drug to obtain the desired level of drug permeation. Delivery of the free-base or

free-acid form can cause the local delivery area's pH to be far outside the normal range of the local delivery area's customary physiological pH. This pH perturbation can result in local tissue irritation and cell death. By virtue of the inherent capacity of a formulation according to the invention to deliver ionizable pharmaceutical agents at or near

5 physiological pH, delivery of a ionizable pharmaceutical agent according to the invention significantly reduces local tissue irritation and cell death when compared with delivery of other formulations. For example, delivery of nicotine free-base could cause a transient increase in local delivery area pH to 10 or above, a pH known in the art to be caustic. Indeed, one of the side effects of the sublingual nicotine tablet MICROTAB™ is an oral

10 ulcer in the delivery area.

Transmucosal drug delivery according to the invention includes *inter alia* certain preparative steps. According to the invention, an ionizable pharmaceutical agent is prepared into a lipophilic association (LA) by pairing with a lipophilic species that bears, when ionized, an opposite charge to that of the ionized pharmaceutical agent. In selecting

15 the lipophilic species, efforts are made to ensure that the LA is at high thermodynamic activity, i.e. produces a liquid at room temperature. If this is not possible the LA is solvated in a lower-than-water dielectric solvent to produce a high activity, liquid LA-solvate. Further, the LA or LA-solvate is formulated so that when placed in water results in a solution pH at or near physiological pH of the targeted mucosal tissue. The LA or

20 LA-solvate is formulated into a dosage form that on contact with water results in an increasing hydration and dielectric gradient, providing a driving force for transmucosal delivery of the lipophilized ionizable pharmaceutical agent. This can be accomplished by including a water-soluble excipient that has a lower dielectric constant than water or that, when solubilized in water, lowers the solution's dielectric constant from that of water.

25 The invention possesses a number of advantages over known formulations. The invention's lipophilic, high thermodynamic activity LA formulations provide for improved transmucosal drug absorption. First, dissolution of the pharmaceutical agent is no longer rate limiting to transmucosal absorption, i.e. the ionizable pharmaceutical agent is already dissolved being a liquid or in solution as the LA or LA-solvate respectively.

30 Second, being in a liquid state the LA is at high molecular thermodynamic activity. Third, due to the lipophilic species used in the formation of the LA, it has greater affinity

to lower-than-water dielectric environments such as cell membranes. The combination of a high thermodynamic activity liquid state, with the drug being in solution so as dissolution is not rate limiting, and the lipophilicity of the LA, driven by development of an increasing hydration and dielectric gradient as water enters the lower-than-water dielectric dosage form, provides optimal conditions for delivery of an ionizable pharmaceutical agent through the mucosa and into systemic circulation. A further advantage that the invention provides is transmucosal drug delivery at or near physiological pH. Previously known transmucosal delivery systems for ionizable pharmaceutical agents resort to using the free-base or free-acid forms of the drug substance to provide transmucosal drug permeation. In such cases the local delivery area pH can be far outside the range of physiological pH, resulting in local tissue irritation and cell death.

A formulation according to the invention is embodied in any of a wide variety of different dosage forms, such as buccal tablet, sublingual tablet, oral capsule, oral tablet, nasal spray, buccal or vaginal spray, liquid/semisolid, aerosol for nasal, buccal or pulmonary delivery, patch, lozenge, gum, lollipop, film, strip, paper, suppository, pessary or other dosage forms using manufacturing techniques familiar to one versed in the art of formulating and processing pharmaceutical dosage forms. A manufacturing technique according to the invention includes any of the processes of direct tablet compression, wet or dry granulation, co-melt, dry powder blends, molding, spray-congealing, powder layering, tableting, encapsulating, spray-drying, spheronization, triturates, lyophilization, freeze drying, microencapsulation, troching, pelleting, aerosolizing, liquid or semisolid preparation.

In one embodiment of the present invention, a process of direct powder blends is used to create a solid dosage form. The process of direct powder blends can be outlined as weighing and blending of several ingredients and either encapsulating or compressing the blend into tablet. This is the process that is used in the examples given herein as embodiments.

In one embodiment of the present invention, a process of wet granulation is used to create a solid dosage form. The process of wet granulation can be outlined as several

steps: weighing and blending of several ingredients in the presence of solvent(s), drying the mixture into a solid, and milling the solid to proper size.

In the weighing and blending step of wet granulation, proper amounts of drug and lipophilic species and solvent are mixed thoroughly. Additional ingredients may be added
5 to facilitate the mixing of the ingredients. The end result of this step is a finely blended mixture in which the drug and the lipophilic agent are mixed.

In another embodiment of the present invention, a process of co-melting is used. In this process, the LA is heated with a low melting water-soluble excipient, e.g. polyethylene glycol 6000. In its melted state, the excipient can act as a solvent into which
10 the LA is dissolved or dispersed. The mixture of LA and excipient is then cooled and solidified. The solid solution of LA and excipient will be further processed into compressible powder. Other ingredients may also be added to the co-melted powder to complete the drug formulation.

In yet another embodiment of the present invention, a process of freeze-drying is
15 used. In this process, the LA is dissolved or dispersed in water with a water-soluble powder, e.g. mannitol. The solution is quickly frozen. The frozen solid is then put into a vacuum chamber where the water is removed from the solid via sublimation. The resulting powder is a solid carrier of LA on a water-soluble excipient.

In yet another embodiment of the present invention, a process of spray drying is
20 used. In this process, the LA is dissolved or dispersed in a solvent with an excipient. The solution or dispersion is then sprayed into a chamber. The solvent is evaporated while the droplets are in the air. The result is a fine powder consisting of the LA on carrier excipient.

There are many other processes for making the final dosage form. The selection
25 of the process will mainly depend on the LA or LA-solvate and the final dosage form most suitable for treatment of the diseased state.

One embodiment of the invention provides a rapid, bolus dose of an ionizable pharmaceutical agent transmucosally and is formulated as liquid/semisolid or as a rapidly dissolving dosage form. Further embodiments of the invention provides sustained,
30 delayed and pulsatile drug delivery. In the case of rapid bolus administration, the dosage from dissolves and releases the ionizable pharmaceutical agent relatively quickly, such as

within 30 minutes. A sustained release formulation provides a slower delivery of the ionizable pharmaceutical agent from the dosage form. A delayed release dosage form provides a period of time after administration in which no drug delivery occurs, e.g., enteric or colonic delivery systems. A pulsatile release formulation provides repeated
5 bolus delivery of the ionizable pharmaceutical agent from the dosage form. Given the description of the invention contained in this application, it will be apparent to one skilled in the art how to prepare any such dosage form.

To treat a subject, the formulation, is administered by oral, sublingual, buccal, vaginal, rectal, pulmonary, ophthalmic, or intranasal route. Formulations will contain an
10 effective amount of the active ingredient in a LA or LA-solvate. The effective amount is sufficient to treat a disease state in the target mammal. The effective amount is readily determined by one skilled in the art. The active ingredient may typically range from about 1% to about 95% (w/w) of the composition, or even higher or lower if appropriate. The quantity to be administered depends upon factors such as the age, weight and
15 physical condition of the animal or the human subject. The quantity also depends upon the degree of activity desired. Effective dosages can be readily established by one of ordinary skill in the art through routine trials establishing dose response curves. The subject is treated by administration of the formulation in one or more doses. Multiple doses may be administered as required.

20 Intranasal formulations may include vehicles that neither cause irritation to the nasal mucosa nor significantly disturb ciliary function. Diluents such as propylene glycol or polyethylene glycol or other known substances can be employed with the subject invention. The nasal formulations may also contain preservatives such as, but not limited to, chlorobutanol and benzalkonium chloride.

25 Oral preparations may be in the form of, for example, aqueous solution using excipients to lower dielectric constant to less than water or oily suspension, solutions, emulsions, syrups or elixirs, or may be presented dry in tablet or capsule form or a product for reconstitution with water or other suitable vehicle before use. Such liquid preparations may contain conventional additives such as suspending agents, emulsifying
30 agents, lower-than-water dielectric excipients, non-aqueous vehicles (which may include edible oils), or preservative.

Ionizable Pharmaceutical Agent. A pharmaceutical agent according to the invention is an ionizable drug substance used for diagnosis, prevention, control, or treatment of a physiological, pathological or psychological condition. It is understood that a considerable variety of drug classes and specific drugs are useful as a

5 pharmaceutical agent according to the invention. A pharmaceutical agent according to the invention may be, for example, a member of any of the following classes of drugs: antihypertensive agents, analgesics, antidepressants, opioid agonist, anesthetics, antiarrhythmic, antiarthritics, antispasmodics, ACE inhibitors, decongestants, antibiotics, antihistamines, anti-anginal, diuretics, anti-hypotensive agents, anti-Parkinson agents,

10 bronchodilators, oxytocic agents, anti-diuretics, anti-hyperglycemics, antineoplastics and immunosuppressants agents, antiemetics, anti-infectives, antifungals, antivirals, antimuscarinics, antidiabetic agents, anti-allergy agents, anxiolytics, sedatives, antipsychotics, bone modulating agents, cardiovascular agents, cholesterol lowering drugs, antimalarials, antiepileptics, antihelminthics, agents for smoking cessation, cough

15 suppressants, expectorants, mucolytics, nasal decongestants, dopaminergics, gastrointestinal agents, muscle relaxants, neuromuscular blockers, parasympathomimetics, prostaglandins, stimulants, anorectics, thyroid and antithyroid agents, hormones, antimigraine agents, antiobesity, and non-steroidal anti-inflammatory agents. In an embodiment, a pharmaceutical agent according to the invention is a

20 dihydroergotamine, fentanyl, sufentanil, lidocaine, alfentanil, lofentanil, carfentanil, pentobarbital, buspirone, ergotamine, bisphosphonates, alendronic acid, nalbuphine, bupropion, metformin, diethylcarbamazine, tramadol, amoxicillin, gabapentin, econazole, aspirin, heparin and its derivatives, prostaglandins, methylsergide, ergonovine, endorphin, enkephalins, oxytocin, opiate, barbituates, albuterol, atropine, scopolamine,

25 selegiline, timolol, nicotine, cocaine, novocaine, amphetamine, caffeine, clorazepate, methylphenidate, chlorpromazine, ketamine, epinephrine, estropipate, naloxone, naltrexone, furosemide, labetalol, metoprolol, nadolol, isoproterenol, terbutaline, sumatriptan, bupivacaine, prilocaine, loratadine, chlorpheniramine, clonidine, and/or tetracaine.

30 Lipophilic Species. A lipophilic species according to the invention possesses, when ionized, a charge opposite that of an ionizable pharmaceutical agent according to

the invention. A lipophilic species according to the invention combines with the pharmaceutical agent to form a high thermodynamic activity, low dielectric constant, lipophilic association. In an embodiment, a pharmaceutical agent and a lipophilic species are mixed together in about a 1:1 molar ratio. In a further embodiment, an ionizable
5 pharmaceutical agent having more than one ionizable group may require mixing with an equal molar ratio of oppositely charged lipophilic species for each ionizable group. In yet a further embodiment, a pharmaceutical agent itself bears oppositely charged ionizable groups, such as in the case of a peptide or a protein, and may be mixed with both anionic and cationic lipophilic species. In a particular embodiment, a molar excess of a lipophilic
10 species is mixed with the ionizable pharmaceutical agent, lowering the dielectric constant and improving solubility of the LA.

For a drug having basic functional groups, a lipophilic species according to the invention is an anion (when ionized), for example, a fatty acid. For drugs with basic functional groups, a lipophilic species according to the invention is one or more of the
15 following fatty acids, long-chain alkyl sulfonic acids, or long-chain alkyl sulfuric acids: caproic, caprylic, capric, lauric, myristic, palmitic, stearic, arachidic, behenic, lignoceric, myristoleic, palmitoleic, oleic, gadoleic, erucic, ricinoleic, linoleic, linolenic, licanic, arachidonic and/or clupanadonic. For drugs with acidic functional groups, a lipophilic species according to the invention is a cation (when ionized), for example, fatty amines.
20 For drugs with acidic functional groups, a lipophilic species according to the invention is one or more of the following: cetrimide, oleamidopropyl dimethylamine, didecyldimethyl ammonium chloride, quaternary surfactants, cetylpyridinium chloride, hexetidine, benzalkonium chloride, and/or one or more of the following fatty amines and acid amides: caproic, caprylic, capric, lauric, myristic, palmitic, stearic, arachidic,
25 behenic, lignoceric, myristoleic, palmitoleic, oleic, gadoleic, erucic, ricinoleic, linoleic, linolenic, licanic, arachidonic and/or clupanadonic. Drugs with multiple functional groups would require mixtures of these lipophilic species.

LA Solvent. A lipophilic species according to the invention is mixed with a pharmaceutical agent according to the invention to form a high thermodynamic activity,
30 low dielectric, lipophilic LA. In an embodiment, the LA thus formed is a liquid and therefore is already at high activity. In a further embodiment, the LA is solubilized in

order to attain a high activity thermodynamic state, i.e., a liquid state at room temperature. In a particular embodiment, a formulation according to the invention contains a molar excess of one or more lipophilic species for solubilizing and providing a low dielectric liquid environment for the LA. In a further particular embodiment, a formulation according to the invention contains a lower-than-water dielectric solvent other than a lipophilic species. In an embodiment, a lower-than-water dielectric solvent other than a lipophilic species according to the invention is ethanol, ethyl acetate, isopropyl alcohol, triacetin, triethyl citrate, tributyl citrate, a polyethylene glycol, propylene glycol, bisabolol, glycerin, mineral oil, ethyl oleate, a fatty acid ester, squalane, an animal oil, a vegetable oil, a hydrogenated vegetable oil, isopropyl myristate, isopropyl palmitate, glycofurol, a terepene, an essential oil, an alcohol, a polyol, a silicone fluid or a glyceride.

Solid Carrier. In an embodiment, a formulation according to the invention contains a solid carrier. A liquid LA or LA-solvate according to the invention is adsorbed or absorbed onto a solid carrier to improve processing. When an ingredient is a liquid it is typically necessary to convert it into a solid before blending it with other powders to prepare tablets, capsules or other solid dosage forms. The liquid is typically of an oily nature and can be adsorbed onto the surface of a solid. Adsorption, being a surface phenomenon, is influenced by the available surface area on the solid. Thus, the most efficient adsorbents are usually very small particles. In an embodiment, an adsorbent according the invention may be microcrystalline celluloses, cellulose powder, silicified microcrystalline celluloses (PROSOLV 50, PROSOLV 90HD), silicas (ZEOPHARM 5170, AEROPERL 300, SYLOID 244FP, SYLOID 63FP, SYLOID 72 FP), clays, talc, starches, pregelatinized starches, calcium carbonate, and magnesium carbonate. In one embodiment, a solid carrier for a liquid LA according to the invention is a cyclodextrin or a substituted cyclodextrin. These materials form inclusion complexes with lipophilic molecules on a 1: 1 molar ratio. Cyclodextrins are "bucket like" molecules, with a ridged structure and a central cavity. The internal surface of the central cavity is lipophilic, while the outside surface is hydrophilic. This arrangement allows the cyclodextrin to harbor a guest molecule within the cavity, forming an inclusion complex that is water-soluble. Thus, this mechanism of solidification is by absorption.

Water-Soluble Excipient. In an embodiment, a formulation according to the invention contains a water-soluble excipient. A variety of excipients are useful as the water-soluble component of the invention, the selection being based on the delivery system. In an embodiment, the water-soluble excipient can be a water-soluble LA solvent, e.g., propylene glycol for use in a liquid dosage form. In an embodiment, the water-soluble excipient can be a tablet diluent, e.g., mannitol for a solid dosage form. The development of a gradually increasing hydration and dielectric gradient in the dosage form is most favorable for transmucosal delivery of an ionizable pharmaceutical agent according to the invention. Hence, in an embodiment, a water-soluble excipient according to the invention is one or more of the following: a sugar, a polyol, an alcohol, a saccharide, a polysaccharide, glycerin, propylene glycol, ethanol, isopropyl alcohol, ethyl acetate, triacetin, triethyl citrate, tributyl citrate, a dextrate, a dextrin, dextrose, fructose (ADVANTOSE FS 95), lactitol (FINLAC DC), lactose, erythritol, maltose, maltitol, a maltodextrin, a polydextrose, trehalose, mannitol (PEARLITOL 300 DC, PEARLITOL 400 DC, PEARLITOL 500 DC, MANNOGEM 2080, MANNOGEM EZ, PARTEK M200, PARTEK M300), a polyethylene glycol, sorbitol, sucrose and xylitol (XYLITOL 200, XYLITOL 300).

Other Excipients. In an embodiment, another excipient, chosen to enhance processability, form, function or appeal of the formulation is included in a formulation according to the invention. In such an embodiment, another excipient according to the invention is a buffering agent (such as phosphate, carbonate, tartrate, borate, citrate, acetate, and maleate buffers), colorant, flavoring, solvent and co-solvent, coating agent, binder, diluent, carrier, disintegrant, glident, lubricant, opacifying agent, humectant, granulating agent, gelling agent, polishing agent, suspending agent, sweetening agent, anti-adherent, preservative, emulsifying agent, antioxidant, levigating agent, plasticizer, surfactant, tonicity agent, viscosity agent, enteric agent and coating, controlled-release agent and coating, wax, wetting agent, thickening agent, suppository base, stiffing agent, stabilizing agent, solubilizing agent, sequestering agent, ointment base, oleaginous vehicle, film-forming agent, essential oil, emollient, dissolution enhancer, dispersing agent, and/or cryoprotectant or combinations thereof.

Exemplary Embodiments: Sublingual/Buccal Tablets

It will be readily understood that the components, formulations, processes, and methods of use of the present invention, as generally described herein, are arranged and designed in a wide variety of different dosage forms and formulations. Thus, the following more detailed description of the embodiments of the formulation and methods of use of the present invention is not intended to limit the scope of the present invention, as claimed, but merely represents one of the dosage form embodiments of the invention, e.g. a sublingual/buccal tablet.

EXAMPLE I: Nicotine

In an embodiment, a buccal/sublingual tablet formulation according to the invention is useful in nicotine replacement therapy (NRT). Certain commercially available products for NRT in smoking cessation, such as patches, gum, and lozenges, do not provide for the rapid rise or peak nicotine plasma levels obtained by smoking. Certain other products, such as nasal sprays, inhalers, and certain sublingual tablets, that attempt to provide nicotine plasma levels similar to smoking a cigarette, result in local irritation.

Pomerleau (Ann. Behav. Med. 1998, Vol. 36, 158-163) listed criteria for a successful NRT: 1) the method should be safe and easy to use; 2) specific doses should be accurately and reproducibly delivered; 3) the pharmacokinetics should resemble those of cigarette smoking. Judging from the very limited efficacy of the current commercial NRTs (typically less than 20%), current commercial NRTs are not meeting the Pomerleau criteria.

However, an embodiment of the present invention did meet the Pomerleau criteria. One embodiment of the present invention provides a convenient, small, round sublingual/buccal tablet useful for NRT. Such a tablet rapidly dissolved under the tongue or dissolved more slowly in the buccal cavity between the gums and cheek. Further, it did not produce ulcers in the mouth, which is one of the undesired side effects of other formulations that use nicotine in its free base form. It was also convenient and easy to use and is a socially acceptable delivery system. It is much more like taking a breath mint, unlike nasal sprays or inhalers. Further, such a tablet reproducibly provided a rapid

bolus of nicotine after sublingual administration. Hence a sublingual/buccal tablet according to the invention meets the Pomerleau criteria and is more successful at helping smokers quit cigarettes than the currently marketed products.

In one embodiment, the invention provided a 2 mg strength nicotine sublingual/buccal tablet having a total tablet weight around 50 mg and nominal dimensions of about 0.55 cm in diameter and a thickness of about 0.15 cm. In such an embodiment, the ionic pharmaceutical agent according to the invention contained nicotine and a lipophilic species. The lipophilic species was oleic acid. The molar ratio of lipophilic species to ionic pharmaceutical agent was not less than about 1:1. However, a molar excess of the lipophilic species, in this example oleic acid, may be used, e.g., 1.2:1, but is not limited to this ratio. This LA is a liquid at room temperature. In order to convert the LA into a flowable powder suitable for use in direct compression tableting required the use of an adsorbent/absorbent, such as silica. In order to manufacture a rapidly disintegrating, directly compressible tablet other excipients were needed. For example, the diluent may be the water-soluble, direct compression tableting excipient mannitol. A disintegrant is included to rapidly break the tablet apart upon administration. An exemplary disintegrant is sodium starch glycolate. An exemplary tablet lubricant is sodium stearyl fumarate. A quantitative formulation is given in Table I.

TABLE I
2 mg Nicotine Sublingual/Buccal Tablet Formulation

INGREDIENT	AMOUNT (mg/tablet)
Nicotine	2.0
Oleic Acid	3.5
Silica	4.0
Mannitol	38.5
Sodium Starch Glycolate	1.5
Sodium Stearyl Fumarate	0.5
Total Tablet Weight	50.0

A method of manufacture for a sublingual/buccal tablet according to the invention is a suitable method known in the art, such as the addition of the nicotine LA or LA-solvate to premanufactured tablets, cold compressions with inert fillers and binders, direct
5 tablet compression blends, direct powder blends, wet or dry granulations, molding, lyophilization, microencapsulation, co-melt, freeze drying, spray-congealing, spray-drying, spheronization, triturates, troching, powder layering, pelleting, encapsulation. An exemplary method of manufacture is outlined below and schematically in Figure 1.

10 STEP 1: Mix nicotine and oleic acid together until homogeneous, to form a nicotine LA.

STEP 2: Blend the nicotine LA with silica until homogeneous to form a nicotine LA silica carrier blend.

15

STEP 3: Add the nicotine LA silica carrier blend to mannitol and sodium starch glycolate and blend until homogeneous to form a further blend.

20 STEP 4: Add sodium stearyl fumarate to the further blend and blend until well lubricated to form a lubricated blend.

STEP 5: Compressing the lubricated blend into tablets using 7/32" round tooling.

25 Method of packaging. The sublingual/buccal tablets may be packaged in such a manner as to aid in maintaining nicotine stability. Exemplary packaging methods and materials include, but are not limited to, blister packaging in a foil/foil, foil/Acrylonitrile, foil/ Polychlorotrifluoroethylene laminates.

Comparative dissolution. Drug dissolution is a prerequisite to drug absorption and clinical response for almost all drugs given orally. (G. L. Amidon, H. Lennernas, V. P. Shah, J.R. Crison, "A Theoretical Basis for a Biopharmaceutical Drug Classification: The Correlation of *in Vitro* Drug Product Dissolution and *in Vivo* Bioavailability," Pharm.
30

Res. 1995, Vol. 12, No. 3, pp 413-420.) Dissolution is considered an *in vitro* technique that gives good correlation to a product's *in vivo* performance. A drug must first be released from the delivery system in order to be available for absorption. Therefore, tablets having a faster dissolution would be expected to have faster absorption *in vivo*.

5 Figure 2 presents the dissolution results of the nicotine sublingual/buccal tablet, the embodiment of the invention as presented herein, and two nicotine commercial products, i.e., a lozenge (COMMIT™) and a sublingual tablet (MICROTAB™). Dissolution was conducted in 900ml of D.I. water at 50 RPM using USP Apparatus 2. Samples were pulled at 2, 5, 10, 20, 30, 40 and 60 minutes, and analysis was by HPLC.

10 As can be seen from the dissolution profiles, the sublingual/buccal tablet released over 90% of the nicotine in the tablet within 10 minutes. This rapid release of nicotine corresponded to typical plasma nicotine levels obtained from smoking a cigarette, which peak in about 10 minutes (WO 03/055486 A1). The lozenge COMMIT™ shows a very slow profile releasing only 35% of the dosage at the end of 60 minutes. The other
15 sublingual tablet, MICROTAB™, takes about 30 minutes to reach the same level that the embodied invention given herein reached within 10 minutes, i.e., 90% of the dosage dissolved.

The other products fail to provide rapid nicotine release, and therefore cannot provide a nicotine plasma level comparable to what a person obtains from smoking a
20 cigarette. The present invention as embodied herein did provide rapid nicotine release. Indeed, more than 90% of the nicotine in the tablet was dissolved and available for transmucosal absorption within 10 minutes. It should be noted that the pH of the dissolution media obtained after dissolution of the sublingual/buccal tablets as embodied in this invention was 6.2. This is very similar to the pH of saliva, which is general
25 recognized as being around 6.8. At a pH of 6.8 only about 10% of the nicotine is in the free base form. Others have indicated that in order to promote absorption of nicotine through the oral mucosa, the pH of the saliva must be increased so that nicotine will be predominately in the free base form (WO 03/055486 A1). The present invention provides for nicotine transmucosal absorption in acidic conditions similar to the physiological pH
30 of the saliva. Others indicated that such a low pH nicotine transmucosal delivery would not be efficacious.

In Vivo Data: Two male volunteers and one female volunteer, all former smokers, placed the nicotine sublingual tablet, as embodied herein, under the tongue and left it undisturbed. Immediately upon administration a tingling sensation was very apparent in the area where the sublingual tablet was placed. Shortly thereafter, i.e., within a few minutes, the physiological effects of nicotine were very apparent to all three volunteers. This included being light-headed, dizzy, a warming sensation and an increase in heart rate. In all three volunteers, the symptoms peaked within 10 minutes and the tablets were totally dissolved in less than 5 minutes. Interestingly, the usually overwhelming acrid taste of nicotine was not apparent. Instead there was a slightly bitter taste that was complimented by the sweet taste of mannitol. Within 30 minutes all volunteers felt normal. All three volunteers stated that the nicotine sublingual tablet, as embodied herein, provided a bolus of nicotine that was similar to that obtained from smoking a cigarette.

Method of Use: In an exemplary embodiment, a buccal/sublingual tablet formulation according to the invention is useful in nicotine replacement therapy (NRT). This therapy is designed to allow smokers to quit smoking by providing nicotine in a non-carcinogenic delivery system, i.e., without tars. In a typical treatment regiment, the smoker starts by placing a 2 or 4 mg nicotine sublingual tablet under the tongue and leaving it undistributed until dissolved, typically within 5 minutes, whenever there is an urge to smoke. In one embodiment, about 10 to 30 sublingual tablets are used per day. After a period of several weeks, the dosage is lowered to 2 mg or 1 mg (depending on the starting strength) then to 0.5 mg. Eventually, a placebo is used, if required. This gradual reduction in nicotine content helps wean the smoker off the desire for nicotine. This is usually supplemented with counseling. The tablets of the present invention can also be used by smokers when it is not acceptable for them to smoke, e.g., when they are in an airplane. The dosage range for this embodiment may be from 0.5 mg to 5 mg of nicotine.

Example II: Epinephrine

Epinephrine (adrenaline) is commonly given by subcutaneous or intramuscular injection for anaphylactic shock, allergic reactions and acute asthmatic attacks. The usual dosage is 300 µg, given intramuscularly by use of an auto-injector. Patients with a history of severe allergic reactions to insect bites or stings, foods, drugs, and other

allergens, as well as idiopathic and exercise induced anaphylaxis, are supplied with auto-injectors for intramuscular self-administration. This is the preferred treatment for serious allergic reactions. An embodiment according to the invention, an epinephrine sublingual/buccal tablet as described below, has several advantages over the current
5 therapy. First, the invention as embodied herein is convenient, non-invasive and painless to administer. Further, epinephrine is also unstable in light and is readily oxidized; an embodiment according to the invention, as described below, being a solid-state product rather than liquid preparation, provides better stability.

In such an embodiment, the invention provides a 300 µg strength epinephrine
10 sublingual/buccal tablet having a total tablet weight around 50 mg and nominal dimensions of about 0.55 cm in diameter and a thickness of about 0.15 cm. In such an embodiment, the ionic pharmaceutical agent according to the invention contains epinephrine and the lipophilic species with which it is combined (such as oleic acid), the molar ratio of the lipophilic species to ionic pharmaceutical agent being not less than
15 about 1:1. However, a molar excess of the lipophilic species, in this example oleic acid, may be used, e.g., 1.2:1. Embodiments are described herein. In certain embodiments, the LA may require the use of a solvent to stabilize or solubilize the LA, e.g., ethyl oleate and polyethylene glycol 400. Embodiments are described herein. In certain embodiments,
20 the liquid LA or LA-solvate requires the use of an adsorbent/absorbent in order to convert it into a flowable powder suitable for use in direct compression tableting (such as silica). Other excipients are in some circumstances useful in order to manufacture a rapidly disintegrating, directly compressible tablet (such as the water-soluble, direct compression tableting excipient mannitol). In order to rapidly break the tablet apart upon
administration, a disintegrant is used. In one embodiment the disintegrant is sodium
25 starch glycolate. An exemplary tablet lubricant is sodium stearyl fumarate. Exemplary embodiments are provided in Table II.

TABLE II

300 µg Epinephrine Sublingual/Buccal Tablet Formulations

5	INGREDIENT	AMOUNT	AMOUNT	AMOUNT
		(mg/tablet)	(mg/tablet)	(mg/tablet)
		Embodiment 1	Embodiment 2	Embodiment 3
	Epinephrine	0.30	0.30	0.30
	Oleic Acid	0.46	0.46	0.46
10	Ethyl oleate	-	4.74	-
	Polyethylene glycol 400	-	-	4.74
	Silica	0.55	4.00	4.00
	Mannitol	46.69	38.50	38.50
	Sodium Starch Glycolate	1.50	1.50	1.50
15	Sodium Stearyl Fumarate	0.50	0.50	0.50
	Total Tablet Weight	50.00	50.00	50.00

Method of manufacture. A method of manufacture for such sublingual/buccal tablet embodiments may be any suitable method known in the art including, but not limited to, the addition of the epinephrine LA or LA-solvate to premanufactured tablets, cold compressions with inert fillers and binders, direct tablet compression blends, direct powder blends, wet or dry granulations, molding, lyophilization, microencapsulation, freeze drying, spray-congealing, spray-drying, co-melt, spheronization, triturates, troching, powder layering, pelleting, encapsulation. An exemplary method of manufacture is outlined below and is schematically diagramed in Figure 3.

STEP 1: Mix epinephrine, oleic acid and any other solvents together to form a solution.

STEP 2: Blend the epinephrine LA or LA-solvate with silica until homogeneous to form a silica carrier blend.

STEP 3: Add the silica carrier blend to mannitol and sodium starch glycolate and mix until homogeneous to form a further blend.

5 STEP 4: Add sodium stearyl fumarate to the further blend and blend until well lubricated to form a lubricated blend.

STEP 5: Compressing the lubricated blend into tablets using 7/32" round tooling.

10 Method of packaging. The sublingual/buccal tablets may be packaged in such a manner as to aid in maintaining epinephrine stability. Packaging methods and materials may include, but are not limited to, blister packaging in a foil/foil, foil/Acrylonitrile, foil/Polychlorotrifluoroethylene laminates.

Method of Use: In an embodiment, a buccal/sublingual tablet formulation according to the invention is useful in the treatment of severe allergic reactions to insect
15 bites or stings, foods, drugs, and other allergens, as well as idiopathic and exercise induced anaphylaxis. This therapy is designed to allow allergic patient to abort a hyper immune response such as anaphylaxis. The typically treatment regiment starts by placing a 300 µg epinephrine sublingual tablet under the tongue and leaving it undistributed until dissolved, typically within 5 minutes, whenever there is an allergic reaction. This can be
20 supplemented with additional sublingual tablets until the allergic response is ameliorated. The dosage range for this embodiment may vary from 200 µg to 1000 µg.

EXAMPLE III: Fentanyl

Fentanyl transmucosal delivery is first line therapy for management of
25 breakthrough cancer pain in patients with malignancies who are already tolerant to opioid therapy for their underlying persistent cancer pain. The embodiments as given herein have several advantages over the current therapy. First, the current transmucosal therapy uses a lollipop as the delivery system. The inherent implication and dangers of placing a potent opiate in the form of a candy attractive to children cannot be trivialized. Further,
30 the current therapy takes over 20 minutes to reach maximum plasma concentrations. Thus pain relief is delayed far longer than would be desired. Hence the invention

provides, in an embodiment, a fentanyl sublingual/buccal tablet to rapidly dissolve under the tongue, providing fast onset of action and pain relief for a cancer patient. Further, it is much safer for the family environment than a lollipop, which requires the disposal of potent, opioid-laden delivery systems.

5 In one embodiment, the invention provides a 200 µg strength fentanyl sublingual/buccal tablet having a total weight around 50 mg and nominal dimensions of about 0.55 cm in diameter and a thickness of about 0.15 cm. In one embodiment, the ionic pharmaceutical agent is fentanyl and the lipophilic species with which it is combined is oleic acid. The molar ratio of the lipophilic species to ionic pharmaceutical
10 agent in this embodiment is not less than about 1:1. However, a molar excess of the lipophilic species, in this example oleic acid, may be used, e.g. 1.2:1. Embodiments are described herein. In certain embodiments, the LA may require the use of a solvent to stabilize or solubilize the LA, e.g. ethyl oleate and polyethylene glycol 400. In certain
15 embodiments, the liquid LA or LA-solvate requires the use of an adsorbent/absorbent in order to convert it into a flowable powder suitable for use in direct compression tableting. An exemplary adsorbent is a silica. Other excipients may be used in order to manufacture a rapidly disintegrating, directly compressible tablet. An exemplary diluent is the water-
soluble, direct compression tableting excipient mannitol. In order to rapidly break the tablet apart upon administration, a disintegrant is used. An exemplary disintegrant is
20 sodium starch glycolate. An exemplary tablet lubricant is sodium stearyl fumarate. Exemplary embodiments are provided in Table III.

TABLE III

200 µg Fentanyl Sublingual/Buccal Tablet Formulations

5	INGREDIENT	AMOUNT	AMOUNT	AMOUNT
		(mg/tablet)	(mg/tablet)	(mg/tablet)
		Embodiment 1	Embodiment 2	Embodiment 3
	Fentanyl	0.20	0.20	0.20
	Oleic Acid	0.17	0.17	0.17
10	Ethyl oleate	-	5.13	-
	Polyethylene glycol 400	-	-	5.13
	Silica	0.27	4.00	4.00
	Mannitol	47.36	38.50	38.50
	Sodium Starch Glycolate	1.50	1.50	1.50
15	Sodium Stearyl Fumarate	0.50	0.50	0.50
	Total Tablet Weight	50.00	50.00	50.00

Method of manufacture. A method of manufacture for such sublingual/buccal
 20 tablet embodiments may be any suitable method known in the art including, but not
 limited to, the addition of the fentanyl LA or LA-solvate to premanufactured tablets, cold
 compressions with inert fillers and binders, direct tablet compression blends, direct
 powder blends, wet or dry granulations, molding, lyophilization, microencapsulation,
 freeze drying, spray-congealing, spray-drying, co-melt, spheronization, triturates,
 25 troching, powder layering, pelleting, encapsulation. An exemplary method of
 manufacture is outlined below and is schematically represented in Figure 4.

STEP 1: Mix fentanyl, oleic acid and any other solvents together to form a solution.

30 STEP 2: Blend the fentanyl LA or LA- solvate with silica until homogeneous to form a
 silica carrier blend.

STEP 3: Add the silica carrier blend to mannitol and sodium starch glycolate and mix until homogeneous to form a further blend.

5 STEP 4: Add sodium stearyl fumarate to the further blend and blend until well lubricated to form a lubricated blend.

STEP 5: Compressing the lubricated blend into tablets using 7/32" round tooling.

10 Method of packaging. The sublingual/buccal tablets may be packaged in such a manner as to aid in maintaining fentanyl stability. Exemplary packaging methods and materials include, but not limited to, blister packaging in a foil/foil, foil/Acrylonitrile, foil/Polychlorotrifluoroethylene laminates.

Method of Use: In an embodiment, a buccal/sublingual tablet formulation according to the invention is useful in the treatment of severe breakthrough cancer pain in
15 patients with malignancies who are already tolerant to opioid therapy for their underlying persistent cancer pain. This therapy is designed to allow the cancer patient to self-administer the treatment. The treatment regiment starts by placing a 200 µg fentanyl sublingual tablet under the tongue and leaving it undistributed until dissolved, typically within 5 minutes, whenever there is an occurrence of breakthrough pain. Depending on
20 the level of opiate tolerance in each patient, other dosage strengths may be used in treatment of each individual patient. The range of dosage strength can be from 50 µg to 5000 µg.

EXAMPLE IV: Alendronic Acid

25 Bisphosphonates are potent inhibitors of bone resorption and are used in osteoporosis and Paget's disease of the bone. These are also used in the treatment of bone metastases and hypercalcaemia of malignancies. The most commonly used bisphosphonates are alendronic acid, clodronic acid and etidronic acid. The embodiments as given herein have several advantages over the current bisphosphonate therapies. First,
30 the current therapy is a tablet given by mouth or by IV injection. Oral administration is associated with a number of severe side effects including oesophagitis, esophageal

erosions and ulcerations, dyspepsia, diarrhea, abdominal pain, and peptic ulcers. Further, oral bioavailability is very poor, in the range of 0.4 to 0.7% for alendronic acid and from 1 to 6% for clodronic and etidronic acids. When administered with food, bioavailability can be significantly reduced even to the level of being negligible. For
5 alendronic acid, the usual daily dosage is 5 to 10 mg for osteoporosis and the dosage for Paget's disease is about 40 mg per day. The present invention provides, in one embodiment, a sublingual/buccal tablet that is designed to rapidly dissolve under the tongue. This avoids the potentially serious side effects and the poor and erratic bioavailability observed from oral delivery.

10 In one embodiment, a 100 μ g strength alendronic sublingual/buccal tablet has a total weight of about 50 mg, and nominal dimensions of about 0.55 cm in diameter and a thickness of about 0.15 cm. The ionic pharmaceutical agent in this example is alendronic acid combined with the lipophilic species oleic acid. Alendronic acid has an amine functional group in addition to acid functional groups in addition to acid functional
15 groups. The molar ratio between these two species in this example is at least about 1:1. However, since alendronic acid contains two phosphoric acid groups, a lipophilic amine or amide, in this example hexetidine, may need. The molar ratio is at least about 1:1 but may be increased to about 2:1. In certain embodiments, the LA may require the use of a solvent to stabilize or solubilize the LA, e.g., ethyl oleate and polyethylene glycol 400.
20 Embodiments are described herein. The LA or LA-solvate may require the use of an adsorbent/absorbent in order to convert it into a flowable powder suitable for use in direct compression tableting. In one embodiment, the adsorbent is a silica. In order to manufacture a rapidly disintegrating, directly compressible tablet other excipients may be needed. In one embodiment, the diluent is the water-soluble, direct compression tableting
25 excipient mannitol. In order to rapidly break the tablet apart upon administration, a disintegrant is used. In one embodiment, the disintegrant is sodium starch glycolate. In one embodiment, the tablet lubricant is sodium stearyl fumarate. Several embodiments are given in Table IV.

30

TABLE IV

100 µg Alendronic Acid Sublingual/Buccal Tablet Formulations

INGREDIENT	AMOUNT (mg/tablet)	AMOUNT (mg/tablet)	AMOUNT (mg/tablet)	AMOUNT (mg/tablet)
	Embodiment 1	Embodiment 2	Embodiment 3	Embodiment 4
Alendronic acid	0.10	0.10	0.10	0.10
Oleic acid	0.12	0.13	0.13	0.13
Hexetidine	-	0.27	0.27	0.27
Ethyl oleate	-	-	5.00	-
Polyethylene glycol 400	-	-	-	5.00
Silica	0.13	0.35	4.00	4.00
Mannitol	47.65	47.16	38.51	38.51
Sodium Starch Glycolate	1.50	1.50	1.50	1.50
Sodium Stearyl Fumarate	0.50	0.50	0.50	0.50
Total Tablet Weight	50.00	50.00	50.00	50.00

5 METHOD OF MANUFACTURE

The method of manufacture for this sublingual/buccal tablet embodiment may be any suitable method known in the art including, but not limited to, the addition of the alendronic acid LA or LA-solvate to premanufactured tablets, cold compressions with inert fillers and binders, direct tablet compression blends, direct powder blends, wet or dry granulations, molding, co-melt, lyophilization, microencapsulation, freeze drying, spray-congealing, spray-drying, spheronization, triturates, troching, powder layering, pelleting, encapsulation. One exemplary method of manufacture is outlined below and is schematically in Figure 5.

STEP 1: Mix alendronic acid, oleic acid, and any other the lipophilic species or solvents together to form a solution.

5 STEP 2: Blend the alendronic acid LA or LA- solvate with silica until homogeneous to form a silica carrier blend.

STEP 3: Add the silica carrier blend to mannitol and sodium starch glycolate and mix until homogeneous to form a further blend.

10 STEP 4: Add sodium stearyl fumarate to the further blend and blend until well lubricated to form a lubricated blend.

STEP 5: Compressing the lubricated blend into tablets using 7/32" round tooling.

15 Method of Packaging: The sublingual/buccal tablets may be packaged in such a manner as to aid in maintaining stability. Exemplary packaging methods and materials include blister packaging in a foil/foil, foil/Acrylonitrile, foil/Polychlorotrifluoroethylene laminates.

Method of Use: In an embodiment, a buccal/sublingual tablet formulation
20 according to the invention is useful in the treatment of osteoporosis and Paget's disease of the bone. It can also be used in the treatment of bone metastases and hypercalcaemia of malignancies. In one embodiment the treatment regiment starts by placing a 100 µg alendronic acid sublingual tablet under the tongue and leaving it undistributed until dissolved, typically within 5 minutes. The treatment is given once a day. The dosage
25 range for this embodiment may be from 50 µg to 1000 µg.

EXAMPLE V: Clorazepic Acid

Clorazepic acid is a benzodiazepine used mainly for the treatment of anxiety, adjunct therapy for epilepsy and alcohol withdrawal syndrome. It is administered orally,
30 intravenously and intramuscularly. Orally it is typically given in divided doses. The embodiments as given herein have several advantages over the current therapies. A

patient undergoing alcohol withdrawal will typically exhibit signs of nausea and vomiting. Any orally administrated therapy during times of alcohol withdrawal runs the risk of being not efficacious as vomiting can eliminate the dosage. Further, for children, geriatric and depilated patients, swallowing a tablet can be difficult. Since clorazepic acid is used in the relief of anxiety for elderly and debilitated patients and also as an adjunct therapy for epilepsy in children, having a convenient dosage form that does not require swallowing a tablet for administration provides a better therapy. Another therapy for which benzodiazepines have been used is for panic attacks. Sublingual clorazepic may be useful in the treatment of panic attacks, particularly due to its rapid onset of action. Panic attacks and agoraphobia could be avoided by administered the sublingual tablet just prior to the patient encountering a situation known to induce such attacks. Further, it could be used at the first signs of an attack, due to its rapid absorption, and thereby abort the attack.

15 EXEMPLARY EMBODIMENT

In one embodiment, a 5.75 mg strength clorazepic acid sublingual/buccal tablet has a total weight around 100 mg, and nominal dimensions of about 0.64 cm in diameter and a thickness of about 0.20 cm. The ionic pharmaceutical agent is clorazepic acid combined with the lipophilic species hexetidine. The molar ratio between these two species being not less than about 1:1. This LA may also require the use of a solvent. The LA or LA-solvate may require the use of an adsorbent/absorbent in order to convert it into a flowable powder suitable for use in direct compression tableting. One exemplary adsorbent for this embodiment is a silica. In order to manufacture a rapidly disintegrating, directly compressible tablet, other excipients may be needed. In one embodiment the diluent is the water-soluble, direct compression tableting excipient mannitol. In order to rapidly break the tablet apart upon administration a disintegrant is used. In one embodiment, the disintegrant is sodium starch glycolate. In one embodiment, the tablet lubricant is sodium stearyl fumarate. Several embodiments, are given in Table V below.

30

TABLE V

5.75 mg Clorazepic Acid Sublingual/Buccal Tablet Formulations

5	INGREDIENT	AMOUNT	AMOUNT	AMOUNT
		(mg/tablet)	(mg/tablet)	(mg/tablet)
		Embodiment 1	Embodiment 2	Embodiment 3
	Clorazepic acid	5.75	5.75	5.75
	Hexetidine	6.25	6.25	6.25
10	Ethyl oleate	-	2.00	-
	Polyethylene glycol 400	-	-	2.00
	Silica	8.00	9.00	9.00
	Mannitol	76.00	73.00	73.00
	Sodium Starch Glycolate	3.00	3.00	3.00
15	Sodium Stearyl Fumarate	1.00	1.00	1.00
	Total Tablet Weight	100.00	100.00	100.00

Method of Manufacture: The method of manufacture for this sublingual/buccal tablet embodiment may be any suitable method known in the art including, but not limited to, the addition of the clorazepic acid LA or LA-solvate premanufactured tablets, cold compressions with inert fillers and binders, direct tablet compression blends, direct powder blends, wet or dry granulations, molding, spray-congealing, lyophilization, freeze-drying, microencapsulation, co-melt, spray-drying, spheronization, triturates, troching, powder layering, pelleting, encapsulation. One method of manufacture is outlined below and is schematically represented in Figure 6.

STEP 1: Mix clorazepic acid, hexetidine and any other solvents together until a solution is prepared.

STEP 2: Blend the clorazepic acid LA or LA-solvate with silica until homogeneous.

STEP 3: Add the clorazepic LA or LA- solvate silica carrier blend to mannitol and sodium starch glycolate and mix until homogeneous.

5 STEP 4: Add sodium stearyl fumarate to the blend from Step 3 and blend until well lubricated.

STEP 5: The lubricated blend from Step 4 is compressed into tablets using 1/4" round tooling.

10 Method of Packaging: The sublingual/buccal tablets may be packaged in such a manner as to aid in maintaining stability. Exemplary packaging methods and materials include, but are not limited to, blister packaging in a foil/foil, foil /Acrylonitrile, foil/Polychlorotrifluoroethylene laminates.

Method of Use: In an embodiment, a sublingual/buccal tablet formulation
15 according to the invention is useful in the treatment of alcohol withdrawal, anxiety or epilepsy. This therapy is designed to allow the patient to administer the therapy without having to swallow the dosage form. The typically treatment regiment starts by placing a 5.75 mg clorazepic acid sublingual tablet under the tongue and leaving it undistributed until dissolved, typically within 5 minutes. This can be supplemented with additional
20 sublingual tablets during the day, typically three times per day; however, under certain treatment regiments one tablet at night may be given. For panic attacks and agoraphobia, the patient can administer the sublingual tablet just prior to encountering a panic-inducing situation or at the onset of an attack. The dosage range for this embodiment can be from 2 mg to 12 mg of clorazepic acid.

25 All references cited herein are incorporated herein by reference. Where the meaning of any term as used within the application itself differs from the meaning of that same term in any of the references, the meaning of the term as used within the application itself controls.

30 It is to be understood that the embodiments described above are intended to be illustrative and not restrictive. Many other embodiments will be apparent to those of skill in the art once they have read the above description. The foregoing description and

embodiments are therefore merely exemplary and are not intended to limit the scope of the invention, which encompasses all equivalents of what is described herein and set forth particularly by the appended claims.

REFERENCES

- M. Trotta, E. Urazio, E. Peira and C. Pulitano, "Influence of ion pairing on topical delivery of retinoic acid from microemulsions", *J. Control Release*, 2003, Vol. 86, pp 315-321.
- 5 Beckett and Hossie: Buccal Absorption of Drugs, in *Handbook of Experimental Pharmacology*, ed. B. B. Brodie and J. R. Gillette; Springer-Verlag, Berlin (1971). Ch. 3.
- H.R. Leipold and E. Quadros: Nicotine Permeation Through Buccal Cultures. in *Proceed. Intern. Symp. Control. Rel. Bioact. Mater.*, Controlled Release Society, 20 (1993), 242-243
- 10 R.M. Diamond, "Aqueous solution behavior of large univalent ions. A new type of ion-pairing", *J. Physic. Chem.* Vol. 39 (1967), pp 2513-2517.
- Pomerleau *Ann. Behav. Med.* 1998, Vol. 36, pp 158-163.
- D. Quintanar-Guerrero, E. Allemann, H. Fessi and E. Doelker, "Applications of the ion-pair Concept to Hydrophilic Substances with Special Emphasis on Peptides",
- 15 *Pharm. Res.*, 1997, Vol. 14, No. 2, pp 119-127.
- G. L. Amidon, H. Lennernas, V. P. Shah, J.R. Crison, "A Theoretical Basis for a Biopharmaceutical Drug Classification: The Correlation of *in Vitro* Drug Product Dissolution and *in Vivo* Bioavailability", *Pharm. Res.* 1995, Vol. 12, No. 3, pp 413-420.
- T. Hatanaka, T. Kamon, S. Morigaki, K. Katayama, T. Koizumi, "Ion Pair Skin
- 20 Transport of a Zwitterionic Drug, Cephalexin", *J. Control Res.* 2000, Vol. 66, pp 63-71.
- C. Valenta, U. Siman, M. Kratzel, J. Hadgraft, "The Dermal Delivery of Lignocaine: Influence of Ion Pairing", *Inter. J. of Pharm.* 2000, Vol. 197, pp 77-85.
- S. Megwa, S. Cross, M. Whitehouse, H. Benson, M. Roberts, "Effect of Ion Pairing with Alkylamines on the In-vitro Dermal Penetration and Local Tissue
- 25 Disposition of Salicylates", *J. Pharm. Pharmacol.* 2000, Vol. 52, No. 8, pp 929-940.
- R. Neubert, "Ion Pair Transport Across Membranes", *Pharm. Res.* 1989, Vol. 6, No. 9, pp 743-747.
- M. Gallarate, M. Gasco, M. Trotta, P. Chetoni, M. Saettone, "Preparation and Evaluation In vitro of solutions and O/W microemulsions Containing Levobunolol as Ion-
- 30 Pair", *Intern. J. of Pharm.* 1993, Vol. 100, pp 219-225.

Product Insert for COMMIT® (nicotine polacrilex lozenge) GlaxoSmith Kline Consumer Healthcare, L.P.

Product Insert for ACTIQ® (oral transmucosal fentanyl citrate) Cephalon, Inc..

Product Insert for EPIPEN® (epinephrine auto-injector) Dey,

5 S. Senel, A. Hincal, “ Drug Permeation Enhancement via Buccal Route:

Possibilities and Limitations”, J. of Control Rel. 2001, Vol. 72, pp 133-144.

“Oral transmucosal drug dosage using solid solution”, Oct. 1999 P# 6,264,981

US Patent no. 5,662,920

US Patent no. 6,630,498 M. Gudipati et al Oct, 2003

10 US Patent no. 6,264,981 Zhang et al. 7/2001

US Patent no. 5,132,114

US Patent no. 5,354,560

US Patent no. 5,449,521

US Patent no. 5,711,961

15 WO 03/055486 A1 Lindell et al., 7/2003.

6,248,760 P. Wilhelmsen, 6/2001

5,373,022 M. Fawzi et al 9/1992.

4,816,247 N. Desia et al 3/1989.

5,374,645 T. Kurihara-Bergstrom et al., 12/1994.

20 6,479,540 P. Constantinides et al., 11/2002.

6,395,713 L. Beigelman, et al., 5/2002.

A. Gennaro (Ed.), Remingtons: The Science and Practice of Pharmacy, 20th edition, 2000, Lippincott Williams & Wilkins, Baltimore, MD

25 S. Sweetman (Ed.) Martindale the Complete Drug Reference, 33rd edition, 2002, Pharmaceutical Press, London.

L. Murray (Ed.), Physicians Desk Reference, 58th edition, 2004, Thomson, Montvale, NJ.

D. Nissen (Ed.), Mosby's Drug Consult, 2003, Elsevier Science, St. Louis, Missouri.

30

I CLAIM:

1. A pharmaceutical composition comprising an ionizable pharmaceutical agent and one or more complementary lipophilic species, wherein the ionizable pharmaceutical agent and the one or more complementary lipophilic species are formulated in a transmucosal dosage form.
2. The composition of claim 1, wherein the ionizable pharmaceutical agent is hydrogen-bonded to the complementary lipophilic species forming a lipophilic association (LA).
3. The composition of claim 1, wherein the ionizable pharmaceutical agent is ion-paired to the complementary lipophilic species forming a lipophilic association (LA).
4. A composition according to claim 2 or 3, further comprising a solvent having a dielectric constant less than that of water, wherein the LA is solvated in the solvent to form a solubilized LA.
5. The composition according to claim 4, wherein the solvent is ethanol, ethyl acetate, isopropyl alcohol, triacetin, triethyl citrate, tributyl citrate, a polyethylene glycol, propylene glycol, bisabolol, glycerin, mineral oil, ethyl oleate, a fatty acid ester, squalane, an animal oil, a vegetable oil, a hydrogenated vegetable oil, isopropyl myristate, isopropyl palmitate, glycofurol, a terpene, an essential oil, an alcohol, a polyol, a silicone fluid or a glyceride.
6. The composition according to claim 2 or 3, further comprising a carrier, wherein the LA is adsorbed or absorbed to the carrier.
7. The composition according to claim 4, further comprising a carrier, wherein the solubilized LA is adsorbed or absorbed to the carrier.

8. The composition according to claim 7, wherein the carrier is a silica or a silicified microcrystalline cellulose.
9. The composition according to claim 1, further comprising a water-soluble excipient.
10. The composition according to claim 9, wherein the excipient possesses a dielectric constant less than the dielectric constant of water.
11. The composition according to claim 9, wherein the water-soluble excipient is a sugar, polyol, alcohol, saccharide, polysaccharide, glycerin, propylene glycol, ethanol, isopropyl alcohol, ethyl acetate, triacetin, triethyl citrate, tributyl citrate, a dextrate, dextrin, dextrose, fructose, lactitol, lactose, erythritol, maltose, maltitol, maltodextrin, polydextrose, trehalose, mannitol, polyethylene glycol, sorbitol, sucrose or xylitol.
12. The composition according to claim 1, wherein the molar ratio of lipophilic species to ionizable pharmaceutical agent is at least about 1:1.
13. The composition according to claim 1, wherein the pharmaceutical agent possesses a basic functional group and the lipophilic species is an acid.
14. The composition according to claim 13, wherein the lipophilic species is a fatty acid, a long-chain alkyl sulfonic acid, or a long-chain alkyl sulfuric acid.
15. The composition according to claim 14, wherein the fatty acid is a caproic, caprylic, capric, lauric, myristic, palmitic, stearic, arachidic, behenic, lignoceric, myristoleic, palmitoleic, oleic, gadoleic, erucic, ricinoleic, linoleic, linolenic, licanic, arachidonic or clupanadonic acid.
16. The composition of claim 14, wherein the long-chain alkyl sulfonic acid is a caproic, caprylic, capric, lauric, myristic, palmitic, stearic, arachidic, behenic, lignoceric,

myristoleic, palmitoleic, oleic, gadoleic, erucic, ricinoleic, linoleic, linolenic, licanic, arachidonic or clupanadonic acid.

17. The composition of claim 14, wherein the long-chain alkyl sulfuric acid is a caproic,
5 caprylic, capric, lauric, myristic, palmitic, stearic, arachidic, behenic, lignoceric, myristoleic, palmitoleic, oleic, gadoleic, erucic, ricinoleic, linoleic, linolenic, licanic, arachidonic or clupanadonic acid.

18. The composition according to claim 1, wherein the pharmaceutical agent
10 possesses an acidic functional group and the lipophilic species is a base.

19. The composition according to claim 18, wherein the lipophilic species is a amine or amide.

20. The composition according to claim 19, wherein the amine or amide is cetrimide,
15 oleamidopropyl dimethylamine, didecyldimethyl ammonium chloride, a quaternary surfactant, cetylpyridinium chloride, hexetidine, benzalkonium chloride or an amine or amide of caproic, caprylic, capric, lauric, myristic, palmitic, stearic, arachidic, behenic, lignoceric, myristoleic, palmitoleic, oleic, gadoleic, erucic, ricinoleic, linoleic, linolenic,
20 licanic, arachidonic or clupanadonic acid.

21. The composition according to claim 2, 3 or 5, wherein the carrier is capable of forming an inclusion complex with the LA or solubilized LA.

22. The composition according to claim 1, wherein the pharmaceutical agent is a
25 antihypertensive agent, analgesic, antidepressant, opioid agonist, anesthetic, antiarrhythmic, antiarthritic, antispasmodic, ACE inhibitor, decongestant, antibiotic, antihistamine, anti-anginal, diuretic, anti-hypotensive agent, anti-Parkinson agent, bronchodilator, oxytocic agent, anti-diuretic, anti-hyperglycemic, antineoplastic and/or
30 immunosuppressant agent, antiemetic, antiinfective, antifungal, antiviral, antimuscarinic, antidiabetic agent, antiallergy agent, anxiolytic, sedative, antipsychotic, bone modulating

agent, cardiovascular agent, cholesterol lowering drug, antimalarial, antiepileptic, antihelminthic, agent for smoking cessation, cough suppressant, expectorant, mucolytic, nasal decongestant, dopaminergic, gastrointestinal agent, muscle relaxant, neuromuscular blocker, parasympathomimetic, prostaglandin, stimulant, anorectic, thyroid or antithyroid agent, hormone, antimigrane agent, antiobesity, and/or non-steroidal anti-inflammatory agent.

23. The composition according to claim 1, wherein the pharmaceutical agent is dihydroergotamine, fentanyl, sufentanil, lidocaine, alfentanil, lofentanil, carfentanil, pentobarbital, buspirone, ergotamine, bisphosphonate, alendronic acid, nalbuphine, bupropion, metformin, diethylcarbamazine, tramadol, heparin or a heparin derivative, amoxicillin, gabapentin, econazole, aspirin, prostaglandin, methylsergide, ergonovine, endorphins, enkephalins, oxytocin, opiates, heparin and its derivatives, clorazepic acid, barbiturate, albuterol, atropine, scopolamine, selegiline, timolol, nicotine, cocaine, novocaine, amphetamines, caffeine, methylphenidate, chlorpromazine, ketamine, epinephrine, estropipate, naloxone, naltrexone, furosemide, labetalol, metoprolol, nadolol, isoproterenol, terbutaline, sumatriptan, bupivacaine, prilocaine, loratadine, chloropheniramine, clonidine, or tetracaine.

24. The composition according to claim 1, wherein the pharmaceutical agent is nicotine.

25. The composition according to claim 1, further comprising a buffering agent, colorant, flavoring, solvent, co-solvent, coating agent, binder, diluent, carrier, disintegrant, glident, lubricant, opacifying agent, humectant, granulating agent, gelling agent, polishing agent, suspending agent, sweetening agent, anti-adherent, preservative, emulsifying agent, antioxidant, levigating agent, plasticizer, surfactant, tonicity agent, viscosity agent, enteric agent, enteric coating, controlled-release agent or coating, wax, wetting agent, thickening agent, suppository base, stiffing agent, stabilizing agent, solubilizing agent, sequestering agent, ointment base, oleaginous vehicle, film-forming

agent, essential oil, emollient, dissolution enhancer, dispersing agent, or cryoprotectant or combination thereof.

26. The composition according to claim 25, where the buffering agent is a phosphate,
5 carbonate, tartrate, borate, citrate, acetate, or maleate.

27. The composition according to claim 1, wherein the composition is prepared as a
buccal tablet, sublingual tablet, oral capsule, oral tablet, nasal spray, buccal or vaginal
spray, liquid/semisolid, aerosol for nasal, buccal or pulmonary delivery, patch, lozenge,
10 gum, lollipop, film, strip, paper, suppository, or pessary dosage form.

28. The composition of claim 1, wherein the pharmaceutical composition, when
dissolved in water, has a pH of about physiological pH of a target mucosal membrane.

15 29. A method for transmucosal delivery of an ionizable pharmaceutical agent
comprising:
admixing an ionizable pharmaceutical agent with one or more complementary lipophilic
species to form a lipophilic association (LA);
formulating the LA in a transmucosal dosage form; and
20 administering the transmucosal dosage form to a targeted mucosal membrane in order to
deliver the pharmaceutical agent through the mucosal membrane and into systemic
circulation.

30. The method of claim 29, wherein the admixing is performed under conditions
25 such that the ionizable pharmaceutical agent hydrogen-bonds with the complementary
lipophilic species.

31. The method of claim 29, wherein the admixing is performed under conditions
such that the ionizable pharmaceutical agent ion-pairs with the complementary lipophilic
30 species.

32. The method of claim 29, further comprising:
solubilizing the LA with a solvent having a dielectric constant less than that of water to
form a solubilized LA.

5 33. The method of claim 32, wherein the solvent is an ethanol, ethyl acetate, isopropyl
alcohol, triacetin, triethyl citrate, tributyl citrate, a polyethylene glycol, propylene glycol,
bisabolol, glycerin, mineral oil, ethyl oleate, a fatty acid ester, squalane, an animal oil, a
vegetable oil, a hydrogenated vegetable oil, isopropyl myristate, isopropyl palmitate,
glycofurol, a terpene, an essential oil, an alcohol, a polyol, a silicone fluid or a glyceride.

10

34. The method of claim 29, wherein the transmucosal dosage form further comprises
a carrier, wherein the LA is adsorbed or absorbed to the carrier.

15 35. The method of claim 32, wherein the transmucosal dosage form further comprises
a carrier, wherein the solubilized LA is adsorbed or absorbed to the carrier.

36. The method of claim 34 or 35, wherein the carrier is a silica or a silicified
microcrystalline cellulose.

20 37. The method of claim 34 or 35, wherein the transmucosal dosage form further
comprises a water-soluble excipient.

38. The method of claim 37, wherein the excipient possesses a dielectric constant less
than the dielectric constant of water.

25

39. The method of claim 38, wherein the water-soluble excipient is a sugar, a polyol,
an alcohol, a saccharide, a polysaccharide, glycerin, propylene glycol, ethanol, isopropyl
alcohol, ethyl acetate, triacetin, triethyl citrate, tributyl citrate, dextrate, a dextrin,
dextrose, fructose, lactitol, lactose, erythritol, maltose, maltitol, a maltodextrin, a
30 polydextrose, trehalose, mannitol, a polyethylene glycol, sorbitol, sucrose or xylitol.

40. The method of claim 29, wherein the molar ratio of lipophilic species to pharmaceutical agent is at least about 1:1.
41. The method of claim 29, wherein the pharmaceutical agent possesses a basic functional group and the lipophilic species is an acid.
42. The method of claim 41, wherein the lipophilic species is a long-chain fatty carboxylic acid, a long-chain alkyl sulfonic acid, or a long-chain alkyl sulfuric acid.
43. The method of claim 42, wherein the fatty acid is a caproic, caprylic, capric, lauric, myristic, palmitic, stearic, arachidic, behenic, lignoceric, myristoleic, palmitoleic, oleic, gadoleic, erucic, ricinoleic, linoleic, linolenic, licanic, arachidonic or clupanadonic acid.
44. The method of claim 42, wherein the long-chain alkyl sulfonic acid is a caproic, caprylic, capric, lauric, myristic, palmitic, stearic, arachidic, behenic, lignoceric, myristoleic, palmitoleic, oleic, gadoleic, erucic, ricinoleic, linoleic, linolenic, licanic, arachidonic or clupanadonic acid.
45. The method of claim 42, wherein the long-chain alkyl sulfuric acid is a caproic, caprylic, capric, lauric, myristic, palmitic, stearic, arachidic, behenic, lignoceric, myristoleic, palmitoleic, oleic, gadoleic, erucic, ricinoleic, linoleic, linolenic, licanic, arachidonic or clupanadonic acid.
46. The method of claim 29, wherein the pharmaceutical agent possesses an acidic functional group and the lipophilic species is a base.
47. The method of claim 46, wherein the lipophilic species is a amine or amide.
48. The method of claim 47, wherein the amine or amide is cetrimide, oleamidopropyl dimethylamine, didecyldimethyl ammonium chloride, a quaternary surfactant,

cetylpyridinium chloride, hexetidine, benzalkonium chloride or an amine or amide of caproic, caprylic, capric, lauric, myristic, palmitic, stearic, arachidic, behenic, lignoceric, myristoleic, palmitoleic, oleic, gadoleic, erucic, ricinoleic, linoleic, linolenic, licanic, arachidonic or clupanadonic acid.

5

49. The method of claim 34 or 35, wherein the carrier is capable of forming an inclusion complex with the LA or solubilized LA.

10

50. The method of claim 29, wherein the pharmaceutical agent is a antihypertensive agent, analgesic, antidepressant, opioid agonist, anesthetic, antiarrhythmic, antiarthritic, antispasmodic, ACE inhibitor, decongestant, antibiotic, antihistamine, anti-anginal, diuretic, anti-hypotensive agents, anti-Parkinson agent, bronchodilator, oxytocic agent, anti-diuretic, anti-hyperglycemic, antineoplastic and/or immunosuppressant agent, antiemetic, antiinfective, antifungal, antiviral, antimuscarinic, antidiabetic agent, antiallergy agent, anxiolytic, sedative, antipsychotic, bone modulating agent, cardiovascular agent, cholesterol lowering drug, antimalarial, antiepileptic, antihelminthic, agent for smoking cessation, cough suppressant, expectorant, mucolytic, nasal decongestant, dopaminergic, gastrointestinal agent, muscle relaxant, neuromuscular blocker, parasympathomimetic, prostaglandin, stimulant, anorectic, thyroid or antithyroid agent, hormone, antimigraine agent, antiobesity, and/or non-steroidal anti-inflammatory agent.

15

20

51. The method of claim 29, wherein the pharmaceutical agent is dihydroergotamine, fentanyl, sufentanil, lidocaine, alfentanil, lofentanil, carfentanil, pentobarbital, buspirone, ergotamine, bisphosphonate, alendronic acid, nalbuphine, bupropion, metformin, diethylcarbamazine, tramadol, heparin or a heparin derivative, amoxicillin, gabapentin, econazole, aspirin, prostaglandin, methylsergide, ergonovine, endorphins, enkephalins, oxytocin, opiates, barbiturate, albuterol, atropine, scopolamine, selegiline, timolol, nicotine, cocaine, novocaine, amphetamines, caffeine, heparin and its derivatives, clorazepic acid, methylphenidate, chlorpromazine, ketamine, epinephrine, estropipate, naloxone, naltrexone, furosemide, labetalol, metoprolol, nadolol, isoproterenol,

25

30

terbutaline, sumatriptan, bupivacaine, prilocaine, loratadine, chloropheniramine, clonidine, or tetracaine.

52. The method of claim 29, wherein the pharmaceutical agent is nicotine.

5

53. The method of claim 29, wherein the transmucosal dosage further comprises a buffering agent, colorant, flavoring, solvent, co-solvent, coating agent, binder, diluent, carrier, disintegrant, glident, lubricant, opacifying agent, humectant, granulating agent, gelling agent, polishing agent, suspending agent, sweetening agent, anti-adherent, 10 preservative, emulsifying agent, antioxidant, levigating agent, plasticizer, surfactant, tonicity agent, viscosity agent, enteric agent, enteric coating, controlled-release agent or coating, wax, wetting agent, thickening agent, suppository base, stiffing agent, stabilizing agent, solubilizing agent, sequestering agent, ointment base, oleaginous vehicle, film-forming agent, essential oil, emollient, dissolution enhancer, dispersing agent, or 15 cryoprotectant or combination thereof.

54. The method of claim 53, where the buffering agent is a phosphate, carbonate, tartrate, borate, citrate, acetate, or maleate.

20 55. The method of claim 29, wherein the mucosal target tissue is oral mucosa, esophagus, gastrointestinal tract, lungs, rectum, sinuses, eye, urinary tract or a lining of a female reproductive organ.

56. The method of claim 29, wherein the ionizable pharmaceutical agent is delivered 25 rapidly across the mucosal membrane.

57. The method of claim 29, wherein the ionizable pharmaceutical agent is delivered across the mucosal membrane in about 10 minutes or less.

30 58. The method of claim 29, wherein the pharmaceutical composition when dissolved in water has a pH near the physiological pH of the target mucosal membrane.

59. A method of manufacturing a transmucosal pharmaceutical dosage form comprising:

5 admixing an ionizable pharmaceutical agent with a one or more complementary lipophilic species to form a lipophilic association (LA); and
formulating the LA into a transmucosal dosage form.

60. The method of claim 59, wherein the admixing is performed under conditions such that the ionizable pharmaceutical agent hydrogen-bonds with the complementary
10 lipophilic species.

61. The method of claim 59 wherein the admixing is performed under conditions such that the ionizable pharmaceutical agent ion-pairs with the complementary lipophilic species.
15

62. The method of claim 59, further comprising admixing an adsorbent, a water-soluble excipient, a disintegrant and a lubricant.

63. The method of claim 62 wherein the adsorbent is silica, the water soluble
20 excipient is mannitol, the disintegrant is sodium starch glycolate and the lubricant is sodium stearyl fumarate.

64. The method of claim 59, wherein the LA is formed into a buccal tablet, sublingual tablet, oral capsule, oral tablet, nasal spray, buccal or vaginal spray, liquid/semisolid,
25 aerosol for nasal, buccal or pulmonary delivery, patch, lozenge, gum, lollypop, film, strip, paper, suppository, or pessary dosage form.

65. The method of claim 59, where in the dosage form is manufactured by direct tablet compression, wet or dry granulation, dry powder blends, molding, spray-
30 congealing, powder layering, tableting, encapsulating, spray-drying, spheronization,

trituration, lyophilization, freeze drying, co-melt, microencapsulation, troching, pelleting, aerosolizing, liquid or semisolid processes.

66. The method of claim 59, further comprising:

- 5 solubilizing the LA with a solvent having a dielectric constant less than that of water to form a solubilized LA.

67. The method of claim 66, wherein the solvent is an ethanol, ethyl acetate, isopropyl alcohol, triacetin, triethyl citrate, tributyl citrate, polyethylene glycol, propylene glycol, 10 bisabolol, glycerin, mineral oil, ethyl oleate, a fatty acid ester, squalane, an animal oil, a vegetable oil, a hydrogenated vegetable oil, isopropyl myristate, isopropyl palmitate, glycofurol, a terpene, an essential oil, an alcohol, a polyol, a silicone fluid or a glyceride.

68. The method of claim 59, further comprising admixing a carrier with the LA,

- 15 wherein the LA is adsorbed or absorbed to the carrier.

69. The method of claim 67, further comprising admixing a carrier into the formulation, wherein the solubilized LA is adsorbed or absorbed to the carrier.

- 20 70. The method of claim 68 or 69, wherein the carrier is a silica or a silicified microcrystalline cellulose.

71. The method of claim 68 or 69, wherein the transmucosal dosage form further comprises a water-soluble excipient.

25

72. The method of claim 71, wherein the excipient possesses a dielectric constant less than the dielectric constant of water.

73. The method of claim 72, wherein the water-soluble excipient is a sugar, a polyol, 30 an alcohol, a saccharide, a polysaccharide, glycerin, propylene glycol, ethanol, isopropyl alcohol, ethyl acetate, triacetin, triethyl citrate, tributyl citrate, dextrate, a dextrin,

dextrose, fructose, lactitol, lactose, erythritol, maltose, maltitol, a maltodextrin, a polydextrose, trehalose, mannitol, a polyethylene glycol, sorbitol, sucrose or xylitol.

74. The method of claim 59, wherein the molar ratio of lipophilic species to pharmaceutical agent is at least about 1:1.

75. The method of claim 59, wherein the pharmaceutical agent possesses a basic functional group and the lipophilic species is an acid.

76. The method of claim 75, wherein the lipophilic species is a fatty acid, a long-chain alkyl sulfonic acid, or a long-chain alkyl sulfuric acid.

77. The method of claim 76, wherein the fatty acid is a caproic, caprylic, capric, lauric, myristic, palmitic, stearic, arachidic, behenic, lignoceric, myristoleic, palmitoleic, oleic, gadoleic, erucic, ricinoleic, linoleic, linolenic, licanic, arachidonic or clupanadonic acid.

78. The method of claim 76, wherein the long-chain alkyl sulfonic acid is a caproic, caprylic, capric, lauric, myristic, palmitic, stearic, arachidic, behenic, lignoceric, myristoleic, palmitoleic, oleic, gadoleic, erucic, ricinoleic, linoleic, linolenic, licanic, arachidonic or clupanadonic acid.

79. The method of claim 76, wherein the long-chain alkyl sulfuric acid is a caproic, caprylic, capric, lauric, myristic, palmitic, stearic, arachidic, behenic, lignoceric, myristoleic, palmitoleic, oleic, gadoleic, erucic, ricinoleic, linoleic, linolenic, licanic, arachidonic or clupanadonic acid.

80. The method of claim 59, wherein the pharmaceutical agent possesses an acidic functional group and the lipophilic species is a base.

81. The method of claim 80, wherein the lipophilic species is a fatty amine or amide.

82. The method of claim 81, wherein the amine or amide is cetriride, oleamidopropyl dimethylamine, didecyldimethyl ammonium chloride, a quaternary surfactant, cetylpyridinium chloride, hexetidine, benzalkonium chloride or an amine or amide of caproic, caprylic, capric, lauric, myristic, palmitic, stearic, arachidic, behenic, lignoceric, myristoleic, palmitoleic, oleic, gadoleic, erucic, ricinoleic, linoleic, linolenic, licanic, arachidonic or clupanadonic acid.
83. The method of claim 68 or 69, wherein the carrier is capable of forming an inclusion complex with the LA or solubilized LA.
84. The method of claim 59, wherein the pharmaceutical agent is a antihypertensive agent, analgesic, antidepressant, opioid agonist, anesthetic, antiarrhythmic, antiarthritic, antispasmodic, ACE inhibitor, decongestant, antibiotic, antihistamine, anti-anginal, diuretic, anti-hypotensive agents, anti-Parkinson agent, bronchodilator, oxytocic agent, anti-diuretic, anti-hyperglycemic, antineoplastic and/or immunosuppressant agent, antiemetic, anti-infective, antifungal, antiviral, antimuscarinic, antidiabetic agent, anti-allergy agent, anxiolytic, sedative, antipsychotic, bone modulating agent, cardiovascular agent, cholesterol lowering drug, antimalarial, antiepileptic, antihelminthic, agent for smoking cessation, cough suppressant, expectorant, mucolytic, nasal decongestant, dopaminergic, gastrointestinal agent, muscle relaxant, neuromuscular blocker, parasympathomimetic, prostaglandin, stimulant, anorectic, thyroid or antithyroid agent, hormone, antimigraine agent, antiobesity, and/or non-steroidal anti-inflammatory agent.
85. The method of claim 59, wherein the pharmaceutical agent is dihydroergotamine, fentanyl, sufentanil, lidocaine, alfentanil, lofentanil, carfentanil, pentobarbital, buspirone, ergotamine, bisphosphonate, alendronic acid, nalbuphine, bupropion, metformin, diethylcarbamazine, tramadol, heparin or a heparin derivative, amoxicillin, gabapentin, econazole, aspirin, prostaglandin, methylsergide, ergonovine, endorphins, enkephalins, oxytocin, opiates, barbiturate, albuterol, atropine, scopolamine, selegiline, timolol,

nicotine, cocaine, novocaine, amphetamines, caffeine, heparin and its derivatives,
clorazepic acid, methylphenidate, chlorpromazine, ketamine, epinephrine, estropipate,
naloxone, naltrexone, furosemide, labetalol, metoprolol, nadolol, isoproterenol,
terbutaline, sumatriptan, bupivacaine, prilocaine, loratadine, chlorpheniramine,
5 clonidine, or tetracaine.

86. The method of claim 59, wherein the pharmaceutical agent is nicotine.

87. The method of claim 59, further comprising admixing with the LA or solubilized
10 LA a buffering agent, colorant, flavoring, solvent, co-solvent, coating agent, binder,
diluent, carrier, disintegrant, glident, lubricant, opacifying agent, humectant, granulating
agent, gelling agent, polishing agent, suspending agent, sweetening agent, anti-adherent,
preservative, emulsifying agent, antioxidant, levigating agent, plasticizer, surfactant,
tonicity agent, viscosity agent, enteric agent, enteric coating, controlled-release agent or
15 coating, wax, wetting agent, thickening agent, suppository base, stiffing agent, stabilizing
agent, solubilizing agent, sequestering agent, ointment base, oleaginous vehicle, film-
forming agent, essential oil, emollient, dissolution enhancer, dispersing agent, or
cryoprotectant or mixture thereof.

20 88. The method of claim 87, where the buffering agent is a phosphate, carbonate,
tartrate, borate, citrate, acetate, or maleate.

89. The method of claim 59, wherein the pharmaceutical composition when
solubilized in water has a pH of about physiological pH of a target mucosal membrane.

25

90. A pharmaceutical product prepared by the method of manufacture according to
any of claims 59 through 89.

91. A method of treating a patient in need thereof by administering a pharmaceutical
30 composition comprising an ionizable pharmaceutical agent and one or more
complementary lipophilic species, wherein the ionizable pharmaceutical agent and the

one or more complementary lipophilic species are formulated in a transmucosal dosage form, and wherein the pharmaceutical composition is administered as a bolus release across a mucosal membrane.

5 92. The method of claim 91, wherein the ionizable pharmaceutical agent is delivered rapidly across the mucosal membrane.

93. The method of claim 91, wherein the ionizable pharmaceutical agent is delivered across the mucosal membrane in about 10 minutes or less.

10

94. The method of claim 91, wherein the ionizable pharmaceutical agent is nicotine.

95. The method of claim 91, wherein the pharmaceutical composition has a pH of about physiological pH of a target mucosal membrane.

15

96. The method of claim 94, wherein nicotine is transmucosally delivered sublingually at a pH between 5.5 and 7.5.

1/6

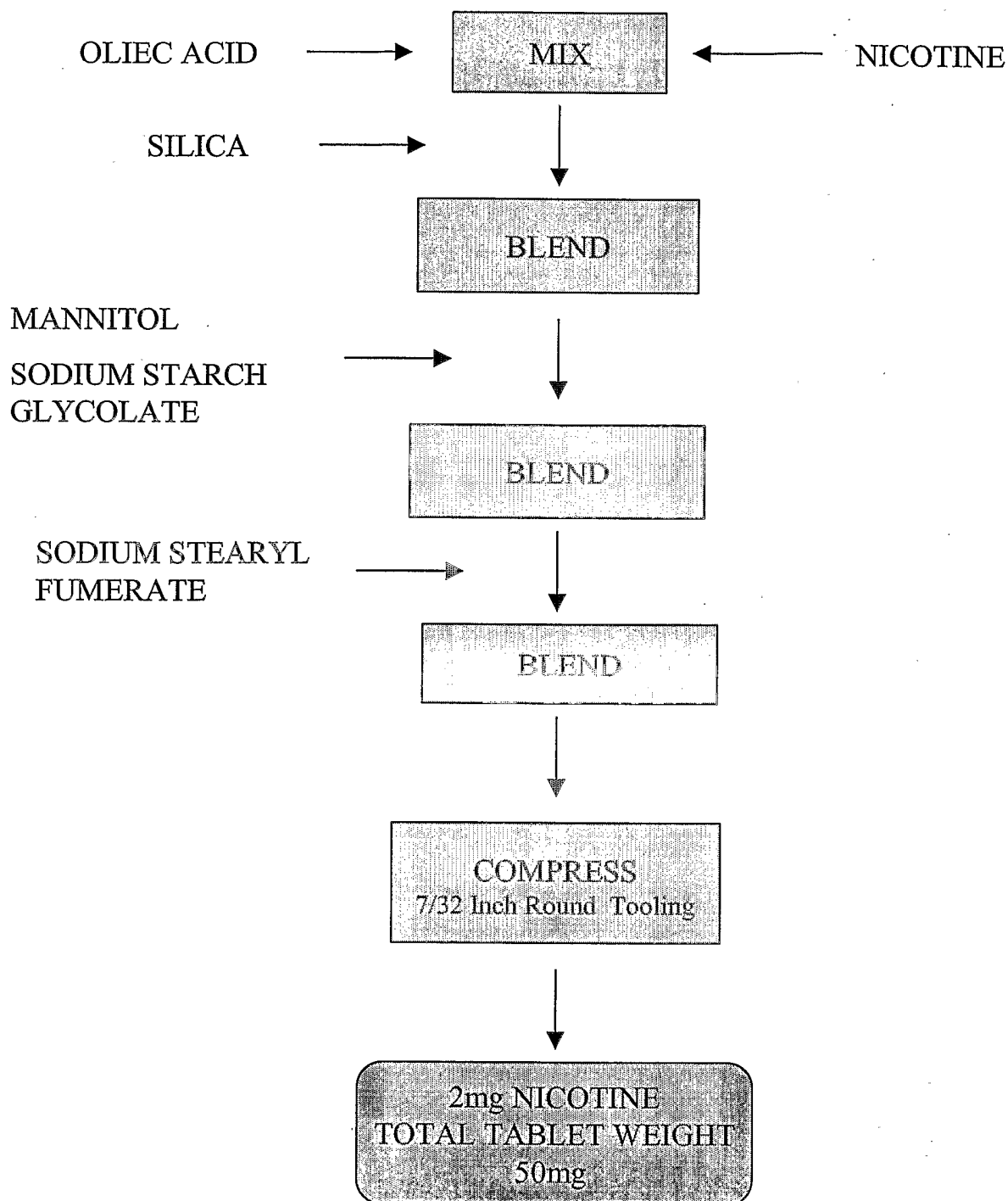


FIGURE 1

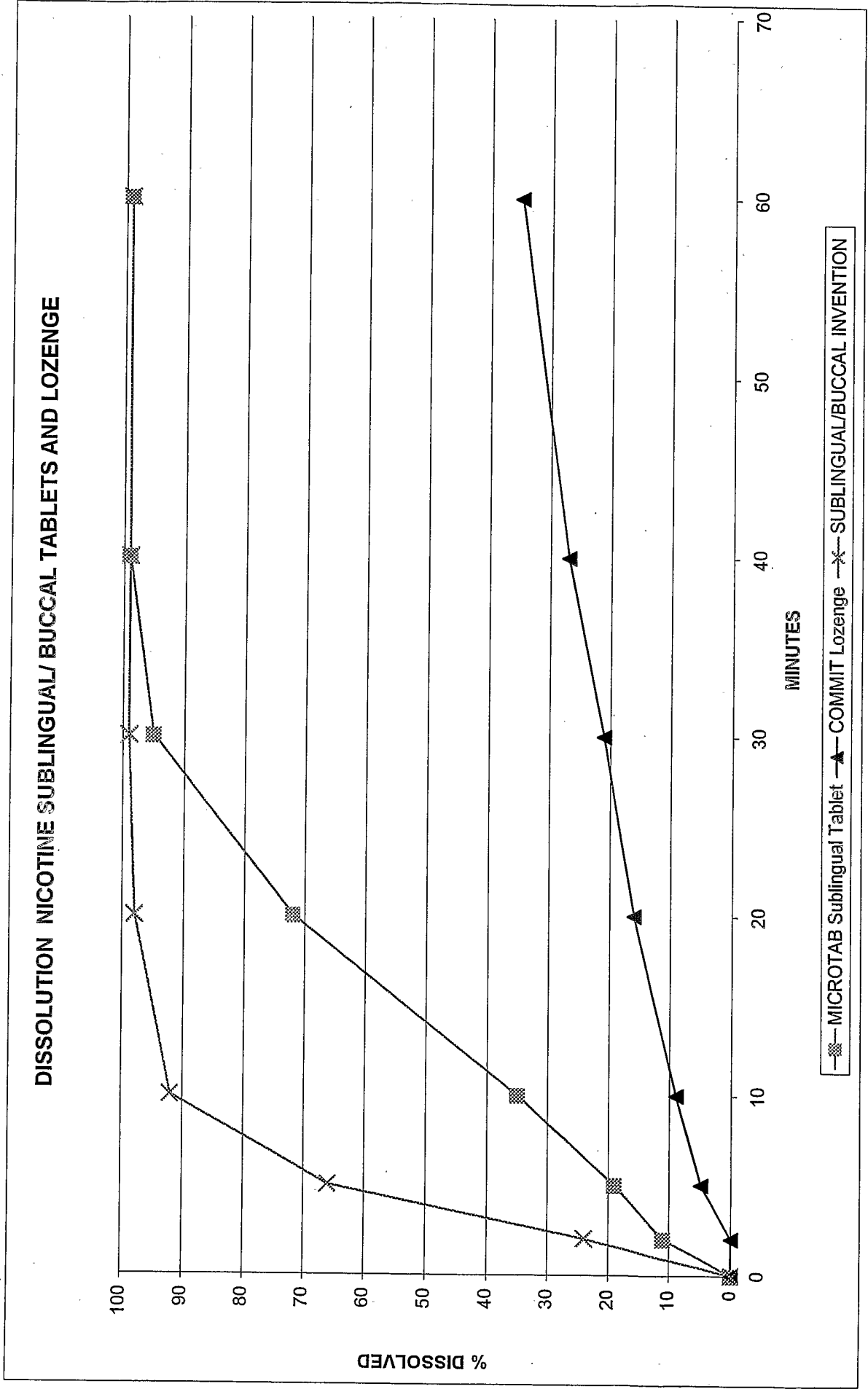


FIGURE 2

3/6

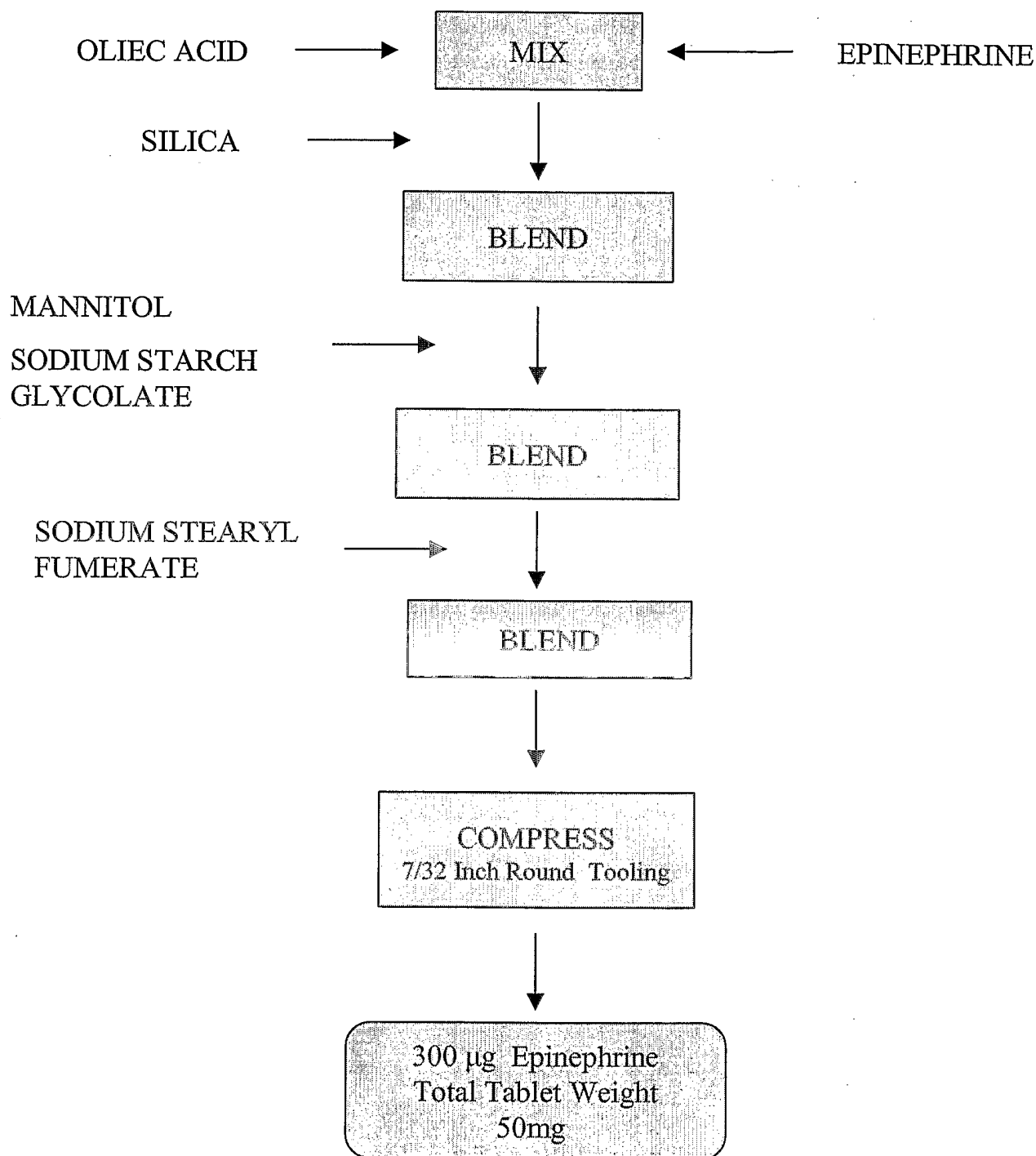


FIGURE 3

4/6

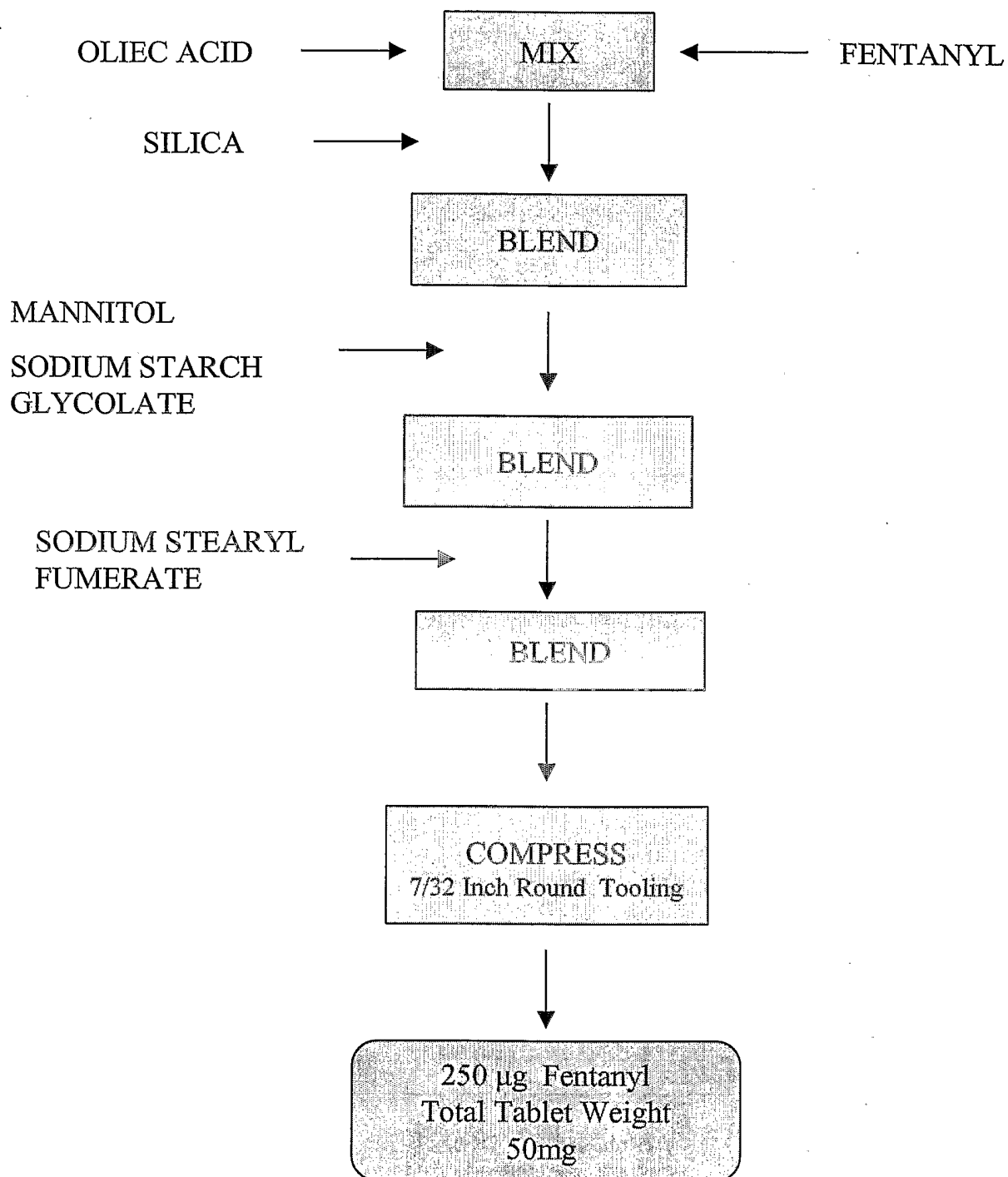


FIGURE 4

5/6

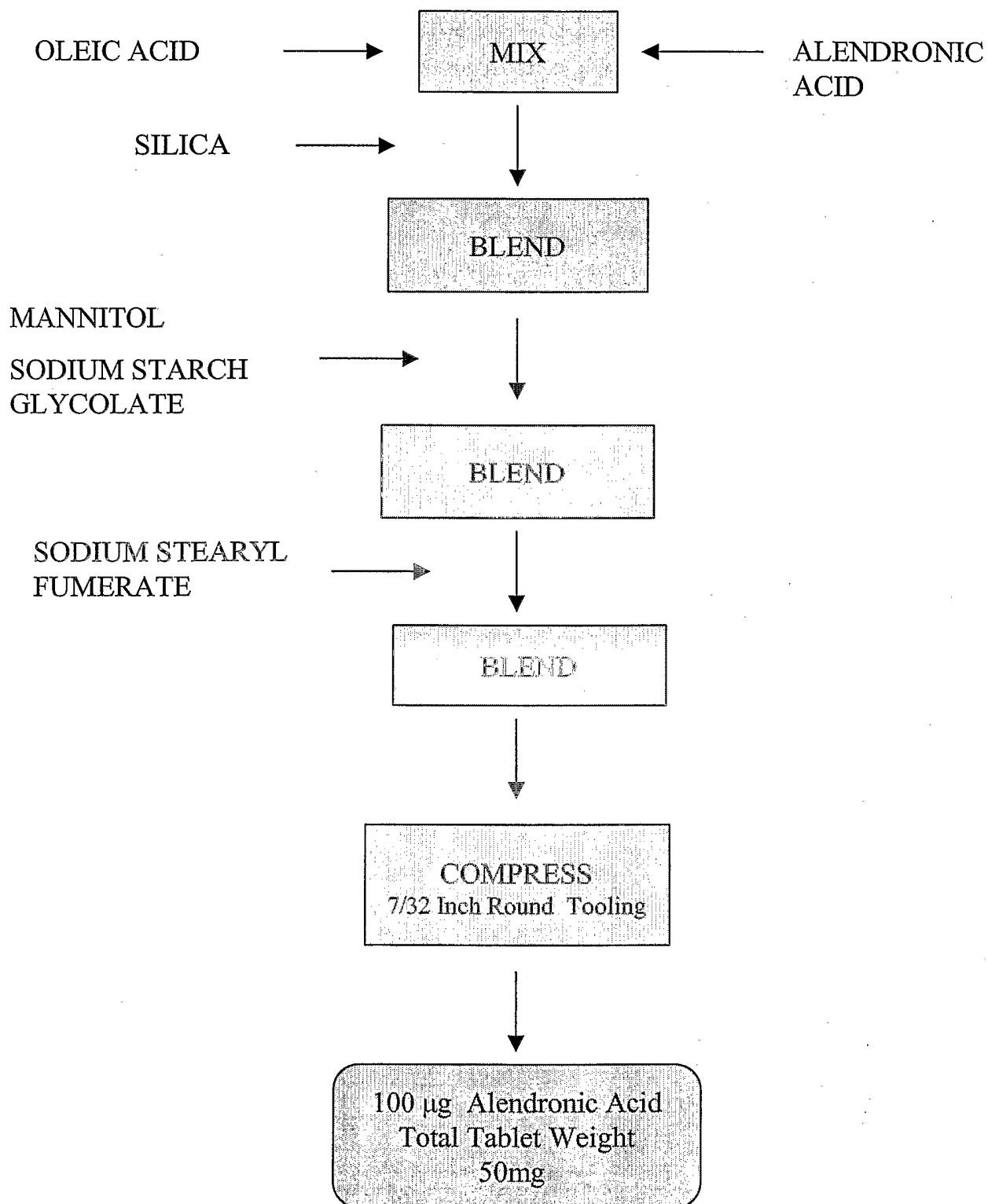


FIGURE 5

6/6

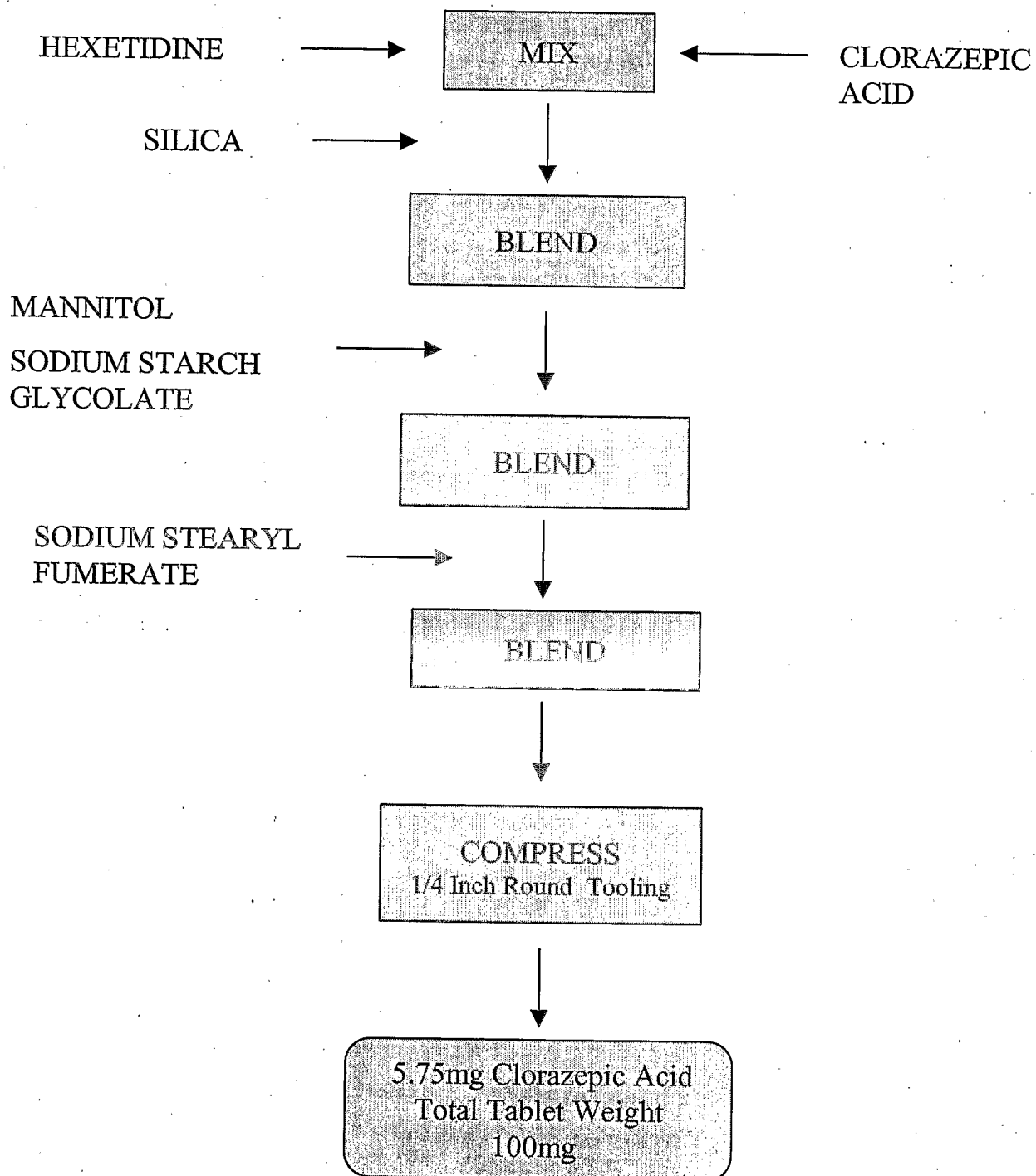


FIGURE 6

INTERNATIONAL SEARCH REPORT

International Application No
PCT/US2004/005490

A. CLASSIFICATION OF SUBJECT MATTER
IPC 7 A61K9/00 A61K47/12

According to International Patent Classification (IPC) or to both national classification and IPC

B. FIELDS SEARCHED

Minimum documentation searched (classification system followed by classification symbols)
IPC 7 A61K

Documentation searched other than minimum documentation to the extent that such documents are included in the fields searched

Electronic data base consulted during the international search (name of data base and, where practical, search terms used)

EPO-Internal, WPI Data, PAJ, BIOSIS, EMBASE

C. DOCUMENTS CONSIDERED TO BE RELEVANT

Category *	Citation of document, with indication, where appropriate, of the relevant passages	Relevant to claim No.
X	EP 0 387 647 A (DESITIN ARZNEIMITTEL GMBH) 19 September 1990 (1990-09-19) abstract page 3, lines 2-58 page 4, lines 36-52 examples	1-96
X	WO 01/22937 A (CONSTANTINIDES PANAYIOTIS ; TUSTIAN ALEXANDER (US); LAMBERT KAREL (US)) 5 April 2001 (2001-04-05) page 1, lines 8,9 page 3, lines 9-26 page 7, line 28 - page 9, line 20 page 10, lines 3-13 ----- -/--	1-96

☒ Further documents are listed in the continuation of box C.

☒ Patent family members are listed in annex.

* Special categories of cited documents :

- *A* document defining the general state of the art which is not considered to be of particular relevance
- *E* earlier document but published on or after the international filing date
- *L* document which may throw doubts on priority claim(s) or which is cited to establish the publication date of another citation or other special reason (as specified)
- *O* document referring to an oral disclosure, use, exhibition or other means
- *P* document published prior to the international filing date but later than the priority date claimed

- *T* later document published after the international filing date or priority date and not in conflict with the application but cited to understand the principle or theory underlying the invention
- *X* document of particular relevance; the claimed invention cannot be considered novel or cannot be considered to involve an inventive step when the document is taken alone
- *Y* document of particular relevance; the claimed invention cannot be considered to involve an inventive step when the document is combined with one or more other such documents, such combination being obvious to a person skilled in the art.
- * & * document member of the same patent family

Date of the actual completion of the international search

2 August 2004

Date of mailing of the international search report

09/08/2004

Name and mailing address of the ISA

European Patent Office, P.B. 5818 Patentlaan 2
NL - 2280 HV Rijswijk
Tel. (+31-70) 340-2040, Tx. 31 651 epo nl,
Fax: (+31-70) 340-3016

Authorized officer

Villa Riva, A

INTERNATIONAL SEARCH REPORT

International Application No
PCT/US2004/005490

C.(Continuation) DOCUMENTS CONSIDERED TO BE RELEVANT

Category *	Citation of document, with indication, where appropriate, of the relevant passages	Relevant to claim No.
X	WO 99/15171 A (ANDERSSON SVEN BOERJE ; PHARMACIA & UPJOHN AB (SE); JONN STEFAN (SE);) 1 April 1999 (1999-04-01) abstract page 3, lines 8-12,17-20 page 4, lines 18-24 examples esp. example 3 -----	1-96
X	US 5 200 393 A (WEINER ALAN L) 6 April 1993 (1993-04-06) abstract column 1, lines 52-58 column 3, lines 1-51 column 6, lines 1-31,41-48 -----	1-96
X	WO 99/22703 A (LURIYA LEONID ; LURIDENT LTD (IL); LURIYA ELENA (IL)) 14 May 1999 (1999-05-14) abstract page 3, line 16 - page 4, line 11 page 4, line 17 - page 5, line 5 page 10, line 23 - page 11, line 9 -----	1-96

INTERNATIONAL SEARCH REPORT

International Application No.

PCT/US2004/005490

Patent document cited in search report		Publication date	Patent family member(s)	Publication date
EP 0387647	A	19-09-1990	DE 3908047 A1	20-09-1990
			EP 0387647 A2	19-09-1990
WO 0122937	A	05-04-2001	AU 5273200 A	12-12-2000
			AU 7719100 A	30-04-2001
			BR 0010794 A	04-06-2002
			BR 0014320 A	28-05-2002
			CA 2373994 A1	30-11-2000
			CA 2385989 A1	05-04-2001
			EP 1185301 A1	13-03-2002
			EP 1216026 A1	26-06-2002
			JP 2003500368 T	07-01-2003
			JP 2003513019 T	08-04-2003
			WO 0071163 A1	30-11-2000
			WO 0122937 A1	05-04-2001
			US 2004053993 A1	18-03-2004
			US 6479540 B1	12-11-2002
WO 9915171	A	01-04-1999	AT 253362 T	15-11-2003
			AU 733619 B2	17-05-2001
			AU 9287298 A	12-04-1999
			BR 9815395 A	14-11-2000
			CA 2304042 A1	01-04-1999
			CN 1123343 B	08-10-2003
			DE 69819548 D1	11-12-2003
			DK 1023069 T3	08-03-2004
			EE 200000154 A	15-02-2001
			EP 1023069 A1	02-08-2000
			ES 2210817 T3	01-07-2004
			FI 20000692 A	24-03-2000
			HU 0004802 A2	28-05-2001
			JP 2001517624 T	09-10-2001
			NO 20001540 A	25-05-2000
			PT 1023069 T	27-02-2004
			RU 2201747 C2	10-04-2003
			WO 9915171 A1	01-04-1999
			US 2003176467 A1	18-09-2003
			ZA 9808794 A	01-04-1999
US 5200393	A	06-04-1993	AT 138071 T	15-06-1996
			AU 639228 B2	22-07-1993
			AU 5173690 A	05-09-1990
			CA 2045469 A1	18-08-1990
			DE 69027022 D1	20-06-1996
			DE 69027022 T2	28-11-1996
			DK 458894 T3	07-10-1996
			EP 0458894 A1	04-12-1991
			ES 2089011 T3	01-10-1996
			JP 5500203 T	21-01-1993
			KR 157428 B1	16-11-1998
			WO 9009385 A1	23-08-1990
WO 9922703	A	14-05-1999	IL 122084 A	22-09-1999
			AU 758188 B2	20-03-2003
			AU 9558798 A	24-05-1999
			CA 2307886 A1	14-05-1999
			CN 1283983 T	14-02-2001
			EP 1027029 A1	16-08-2000

INTERNATIONAL SEARCH REPORT

International Application No
PCT/US2004/005490

Patent document cited in search report	Publication date	Patent family member(s)	Publication date
WO 9922703 A		WO 9922703 A1 JP 2001521882 T	14-05-1999 13-11-2001
<hr/>			