

(12) STANDARD PATENT
(19) AUSTRALIAN PATENT OFFICE

(11) Application No. **AU 2007322362 B2**

- (54) Title
Formulations and uses of 2-hydroxy-5-phenylazobenzoic acid derivatives
- (51) International Patent Classification(s)
A01N 33/26 (2006.01) **A61K 31/655** (2006.01)
A01N 37/18 (2006.01)
- (21) Application No: **2007322362** (22) Date of Filing: **2007.03.23**
- (87) WIPO No: **WO08/063211**
- (30) Priority Data
- (31) Number (32) Date (33) Country
11/592,854 **2006.11.03** **US**
- (43) Publication Date: **2008.05.29**
(44) Accepted Journal Date: **2013.06.20**
- (71) Applicant(s)
Salix Pharmaceuticals, Inc.
- (72) Inventor(s)
Johnson, Lorin
- (74) Agent / Attorney
Pizzeys Patent and Trade Mark Attorneys, GPO Box 1374, BRISBANE, QLD, 4001
- (56) Related Art
BRENNAN et al, "Effect of food on the pharmacokinetics (PK) of 5-ASA (M) and N-ACETYL-5-ASA (NM) after a single 1Gm Eudragit-L 100-coated tablet dose of 5-ASA", PHARMACEUTICAL RESEARCH, 1994, Vol. 11, p S443
WO 2000/045803 A2 (CEDARS-SINAI MEDICAL CENTER) 10 August 2000
MOLS ET AL, "Sulfasalazine transport in in-vitro ex-vivo and in-vivo absorption models: contribution of efflux carriers and their modulation...", J. PHARMACY AND PHARMACOLOGY, 2005, Vol. 57, pp 1565-1573
AU 2006282865 A (SALIX PHARMACEUTICALS, INC) 1 March 2007
Clinical Pharmacology and Biopharmaceutics Review, Reviewer Carol Cronenberger, MS, PhD, NDA: 20-610, Submission Date: 23 June 1997, Date Stamp date: 19 May 1998

(19) World Intellectual Property Organization
International Bureau



(43) International Publication Date
29 May 2008 (29.05.2008)

PCT

(10) International Publication Number
WO 2008/063211 A3

(51) International Patent Classification:

A01N 33/26 (2006.01) A61K 31/655 (2006.01)
A01N 37/18 (2006.01)

(21) International Application Number:

PCT/US2007/007438

(22) International Filing Date: 23 March 2007 (23.03.2007)

(25) Filing Language:

English

(26) Publication Language:

English

(30) Priority Data:

11/592,854 3 November 2006 (03.11.2006) US

(71) Applicant (for all designated States except US): **SALIX PHARMACEUTICALS, INC.** [—/US]; 1700 Perimeter Park Drive, Morrisville, NC 27560 (US).

(72) Inventor; and

(75) Inventor/Applicant (for US only): **JOHNSON, Lorin** [US/US]; 195-A Bryant Street, Palo Alto, CA 94301 (US).

(74) Agents: **BUTLER, PH.D., Gregory, B.** et al.; Edwards Angell Palmer & Dodge LLP, P.O. Box 55874, Boston, MA 02205 (US).

(81) Designated States (unless otherwise indicated, for every kind of national protection available): AE, AG, AL, AM, AT, AU, AZ, BA, BB, BG, BH, BR, BW, BY, BZ, CA, CH, CN, CO, CR, CU, CZ, DE, DK, DM, DZ, EC, EE, EG, ES, FI, GB, GD, GE, GH, GM, GT, HN, HR, HU, ID, IL, IN, IS, JP, KE, KG, KM, KN, KP, KR, KZ, LA, LC, LK, LR, LS, LT, LU, LY, MA, MD, MG, MK, MN, MW, MX, MY, MZ, NA, NG, NI, NO, NZ, OM, PG, PH, PL, PT, RO, RS, RU, SC, SD, SE, SG, SK, SL, SM, SV, SY, TJ, TM, TN, TR, TT, TZ, UA, UG, US, UZ, VC, VN, ZA, ZM, ZW.

(84) Designated States (unless otherwise indicated, for every kind of regional protection available): ARIPO (BW, GH, GM, KE, LS, MW, MZ, NA, SD, SL, SZ, TZ, UG, ZM, ZW), Eurasian (AM, AZ, BY, KG, KZ, MD, RU, TJ, TM), European (AT, BE, BG, CH, CY, CZ, DE, DK, EE, ES, FI, FR, GB, GR, HU, IE, IS, IT, LT, LU, LV, MC, MT, NL, PL, PT, RO, SE, SI, SK, TR), OAPI (BF, BJ, CF, CG, CI, CM, GA, GN, GQ, GW, ML, MR, NE, SN, TD, TG).

Published:

- with international search report
- before the expiration of the time limit for amending the claims and to be republished in the event of receipt of amendments

(88) Date of publication of the international search report:

20 November 2008

(54) Title: FORMULATIONS AND USES OF 2-HYDROXY-5-PHENYLAZOBENZOIC ACID DERIVATIVES

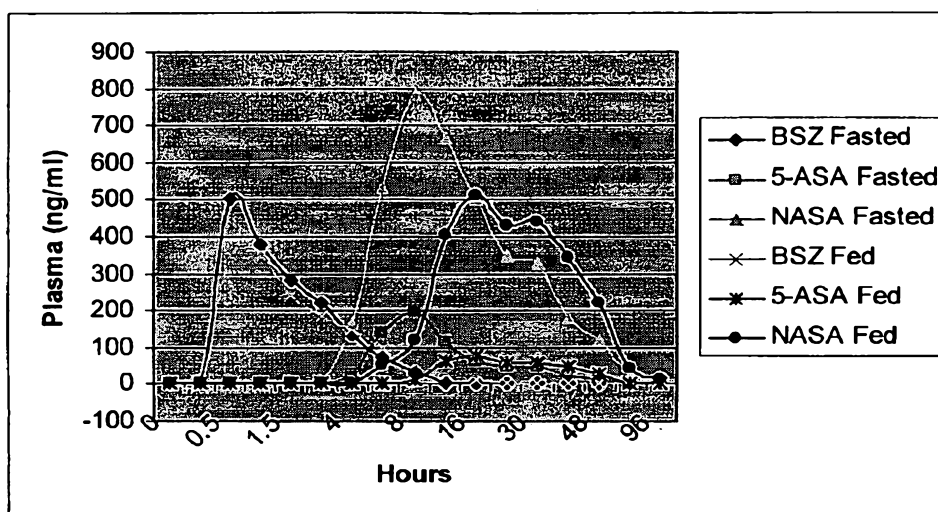


FIGURE 1

(57) Abstract: A method of increasing the bioavailability of 5 -aminosalicylate compound by administration of an oral dosage form with food is provided, as well as an article of manufacture comprising an oral dosage form of 5-aminosalicylate compound in a suitable container and associated with printed labeling which describes the increased bioavailability of the medication in the container when taken with food.

WO 2008/063211 A3

FORMULATIONS AND USES OF 2-HYDROXY-5-PHENYLAZOBENZOIC ACID DERIVATIVES

BACKGROUND

Balsalazide disodium is the drug substance of the reference branded drug, COLAZAL®. COLAZAL is indicated for the treatment of gastrointestinal diseases, for example mild to moderately active ulcerative colitis, radiation proctosigmoiditis, and colon cancer (see WO 95/18622). Balsalazide is a colon-specific, non-steroidal, anti-inflammatory aminosalicylate derivative. Balsalazide is also a prodrug containing 5-ASA, linked to 4-amino benzoyl- β -alanine ("4-ABA") by a diazo bond. While 5-ASA is the active therapeutic moiety of balsalazide, it is rapidly converted to the metabolite N-acetyl-5-ASA (NASA) in the mucosa (Allgayer H, Ahnfelt NO, Kruis W et al Gastroenterology. 1989;97:38-41). Approximately, 12% of the oral dose can be measured in the blood as this metabolite as compared to <2% of the oral dose of 5-ASA that is systemically absorbed (COLAZAL Package Insert, Sept 2006). NASA is known to be of lower anti-inflammatory activity in the colon (van Hogezaand RA, van Hees PA, van Gorp JP, van Lier HJ, Bakker JH, Double-blind comparison of 5-aminosalicylic acid and acetyl-5-aminosalicylic acid suppositories in subjects with idiopathic proctitis. Aliment Pharmacol Ther. 1988 Feb; 2(1):33-40), and is therefore thought to be less toxic when in the systemic circulation.

Pharmacokinetic studies have not previously been conducted to evaluate the effect of food on the pharmacokinetics of 5-aminosalicylate compounds, e.g., balsalazide. More bioavailability of the drug substance and less systemic adsorption has been sought to increase both speed of onset and amount of therapeutic effect.

Thus, there is a need in the art for dose regimens that decrease the systemic level of total mesalamine (5-ASA and NASA) and increase the systemic level of NASA at the expense of decreasing the level of 5-ASA (e.g., the ratio of NASA to 5-ASA) in the systemic circulation. There is also a need in the art for dose regimens that delay the transit of 5-ASA in the colon, as this will also result in an increase in contact time with the colonic mucosa, and increase efficacy of the drug.

SUMMARY

This invention relates to the use of balsalazide to treat, prevent, or ameliorate gastrointestinal disorders. More specifically, this invention relates to the use of 5-aminosalicylate compounds, e.g., balsalazide to treat ulcerative colitis, radiation enteritis, irritable bowel syndrome and other non-inflammatory gastrointestinal (GI) conditions responding to mesalamine and balsalazide (US Patent Nos.: 326,364; 6,551,632; 6,475,518; 6,426,338; 6,277,836; 5,519,014; 5,476,669; 5,196,205 and 6,645,530, which are hereby incorporated by reference). The invention also relates to the use of balsalazide to treat gastrointestinal disease, alone or in combination with other therapies.

The invention is due, in part, to the unexpected finding that administration of balsalazide with food increases both the bioavailability and decreases the systemic adsorption of 5-ASA via the oral dosage form in human subjects.

In one aspect, provided herein are methods of increasing the bioavailability of a 5-aminosalicylate compound comprising administering to the subject a therapeutically effective amount of the 5-aminosalicylate compound with food.

In one embodiment, the bioavailability of the 5-aminosalicylate compound is increased compared to administering the 5-aminosalicylate compound without food.

In one aspect, provided herein are methods of increasing the bioavailability of 5-ASA to the colon of a subject comprising administering to a subject in need thereof a therapeutically effective amount of a 5-aminosalicylate compound with food.

In another embodiment, the bioavailability of 5-ASA is increased compared to administering the 5-aminosalicylate compound without food.

In one aspect, provided herein are methods of delaying the transit of 5-ASA in the colon of a subject comprising, administering a therapeutically effective amount of a 5-aminosalicylate compound to a subject in need thereof with food.

According to one embodiment, the transit of 5-ASA is increased compared to administering the 5-aminosalicylate compound without food.

In one aspect, provided herein are methods for decreasing systemic level of 5-ASA in a subject comprising, administering to a subject in need thereof a therapeutically effective amount of a 5-aminosalicylate compound with food.

In another embodiment, the systemic level of 5-ASA is decreased compared to administering the 5-aminosalicylate compound without food.

5 In one aspect, provided herein are methods of decreasing the maximal plasma concentration (C_{\max}) of a 5-aminosalicylate compound in a subject comprising, administering to a subject in need thereof a therapeutically effective amount of a 5-aminosalicylate compound with food.

In another embodiment, the C_{\max} of the 5-aminosalicylate compound is decreased compared to administering the 5-aminosalicylate without food.

10 In one aspect, provided herein are methods of delaying T_{\max} of a 5-aminosalicylate compound in a subject comprising, administering to a subject in need thereof a therapeutically effective amount of a 5-aminosalicylate compound with food.

According to one embodiment, the T_{\max} of the 5-aminosalicylate compound is delayed compared to administering the 5-aminosalicylate compound without food.

15 In one aspect, provided herein are methods of decreasing the extent of absorption (AUC_{last}) of a 5-aminosalicylate compound in a subject comprising, administering to a subject in need thereof a therapeutically effective amount of a 5-aminosalicylate compound with food.

In another embodiment, the AUC_{last} of the 5-aminosalicylate compound is decreased compared to administering the 5-aminosalicylate compound without food.

20 In one aspect, provided herein are methods of increasing the systemic ratio of NASA to 5-ASA in a subject comprising, administering to a subject in need thereof a therapeutically effective amount of a 5-aminosalicylate compound with food.

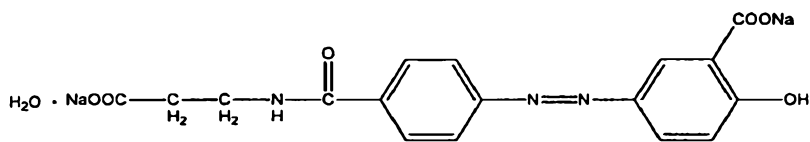
According to one embodiment, the systemic ratio of NASA to 5-ASA is increased compared to administering the 5-aminosalicylate compound without food.

25 In one aspect, provided herein are methods of increasing the conversion of 5-ASA to NASA in a subject comprising, administering to a subject in need thereof a therapeutically effective amount of a 5-aminosalicylate compound with food.

30 In another embodiment, the conversion of 5-ASA to NASA is increased in a subject administered a therapeutically effective amount of the 5-aminosalicylate compound compared to administering a 5-aminosalicylate without food.

In another embodiment, the 5-aminosalicylate compound comprises one or more of mesalamine, sulphasalazine, olsalazine, ipsalazine, salicylazobenzoic acid, or balsalazide.

In one embodiment, the 5-aminosalicylate compound comprises a compound of Formula IV.



In one embodiment, the therapeutically effective amount comprises from between about 6.25 mg to about 7000 mg/day.

In another embodiment, the therapeutically effective amount comprises from between about 750 mg to about 6750 mg/day.

10 In one embodiment, the therapeutically effective amount is a dosage regimen of three tablets of the formulation three times each day, wherein each tablet comprises about 750 mg of the 5-aminosalicylate compound.

In another embodiment, the therapeutically effective amount is a dosage regimen of two tablets of the formulation three times each day, wherein each tablet comprises about
15 1125 mg of the 5-aminosalicylate compound.

In another embodiment, the therapeutically effective amount is a dosage regimen of one tablet three times each day, wherein each tablet comprises about 2250 mg of the 5-aminosalicylate compound.

20 In another embodiment, the therapeutically effective amount is a dosage regime ranging from between about 1 to about 14 g per 70 kg body weight per day.

In another embodiment, the administration to the subject occurs between about 30 minutes prior to about 2 hours after consuming food. According to one embodiment, the administration to the subject is substantially at the same time as the consumption of the food. In another embodiment, the administration to the subject is immediately after the
25 consumption of food up to about 1 hour after the consumption.

In another embodiment, the therapeutically effective amount comprises a pharmaceutical composition in the form of a tablet, capsule, liquid, suspension, suppository or enema.

In one aspect, provided herein are methods of decreasing the rate and extent of absorption of an oral dosage form of balsalazide as measured by the drug concentration or metabolite thereof attained in the blood stream over time in a subject comprising, administering to the subject a therapeutically effective amount of balsalazide in a pharmaceutical composition with food.

In one embodiment, the balsalazide is from a container comprising labeling advising that administration with food results in a decrease in the maximal plasma concentration (C_{max}) and extent of absorption (AUC_{last}) of balsalazide compared to administration without food.

In one aspect, provided herein are methods of using balsalazide in the treatment of gastrointestinal disease comprising: informing a subject with a gastrointestinal disease that the administration of a therapeutically effective amount of balsalazide with food results in a decrease in at least one of C_{max} , AUC_{last} , or systemic adsorption of balsalazide compared to administration without food.

In one aspect, provided herein are methods of using balsalazide in the treatment of gastrointestinal disorders comprising altering the oral bioavailability of balsalazide by: obtaining balsalazide from a container providing information that administration of balsalazide with food increases the bioavailability of balsalazide or a metabolite thereof to the colon of the subject compared to administration without food, and ingesting the balsalazide with food.

In one aspect, provided herein are methods of using balsalazide in the treatment of gastrointestinal disorders comprising: administering to a subject in need of treatment a therapeutically effective amount of balsalazide, with food, wherein the administration of the balsalazide with food results in a decrease in at least one of C_{max} and AUC_{last} of balsalazide as compared to administration of balsalazide in a fasted state; and informing the subject that the administration of a therapeutically effective amount of balsalazide in a pharmaceutical composition with food results in one or more of a decrease in at least one of C_{max} and AUC_{last} of balsalazide compared to administration in a fasted state.

35 In another embodiment, the balsalazide is from a container with printed labeling advising that administration with food results in an decrease in at least one of C_{max} and AUC_{last} of balsalazide compared to administration in a fasted state.

In another embodiment, the balsalazide is provided in tablet form.

In another embodiment, the balsalazide is provided in 750 mg tablet form.

In another embodiment, the printed labeling advises that the administration of the balsalazide with food results in a decrease in the C_{max} of about 10 to about 70%. In a related embodiment, the administration of the balsalazide with food results in a decrease in the C_{max} of about 20 to about 60%. In a related embodiment, the administration of the balsalazide with food results in a decrease in the C_{max} of about 30 to about 50%. In a related embodiment, the administration of the balsalazide with food results in a decrease in the C_{max} of about 45 to about 55%.

In another embodiment, the printed labeling advises that the administration of the balsalazide with food results in a decrease in the AUC_{last} of about 10 to about 70%. In a related embodiment, the balsalazide with food results in a decrease in the AUC_{last} of about 20 to about 60%. In a related embodiment, the administration of the balsalazide with food results in a decrease in the AUC_{last} of about 30 to about 50%. In a related embodiment, the administration of the balsalazide with food results in a decrease in the AUC_{last} of about 45 to about 55%.

In another embodiment, the printed labeling further advises that the administration of the balsalazide with food results in an increase in a systemic ratio of NASA to 5-ASA of about 10 to about 100%. In a related embodiment, the balsalazide with food results in an increase in a systemic ratio of NASA to 5-ASA of about 20 to about 90%. In a related embodiment, the balsalazide with food results in an increase in a systemic ratio of NASA to 5-ASA of about 30 to about 80%. In a related embodiment, the balsalazide with food results in an increase in a systemic ratio of NASA to 5-ASA of about 30 to about 70%. In a related embodiment, the balsalazide with food results in an increase in a systemic ratio of NASA to 5-ASA of about 40 to about 60%. In a related embodiment, the balsalazide with food results in an increase in a systemic ratio of NASA to 5-ASA of about 50%.

In one aspect, provided herein are methods of inhibiting the growth of a bacterial species in a human subject, comprising administering to a human subject having a bacterial infection or overgrowth a pharmaceutically acceptable composition containing a 5-aminosalicylate compound in a dose effective to inhibit the growth of a bacterial species in the human subject with food.

According to one embodiment, the 5-aminosalicylate compound comprises mesalamine, sulphasalazine, olsalazine, ipsalazine, salicylazobenzoic acid, balsalazide, or a conjugated bile acid.

According to one embodiment, the bacterial species comprises one or more of a
5 Clostridium species, an anaerobic bacteria or an aerobic bacteria.

According to one embodiment, the Clostridium species is Clostridium perfringens, Clostridium difficile, Clostridium botulinum, or Clostridium tetani. Other embodiments of the invention are disclosed infra.

10 BRIEF DESCRIPTION OF THE DRAWINGS

Figure 1 shows the pharmacokinetic profiles of balsalazide and its key metabolites when administered to human subjects in the fasted and fed state.

Figure 2 shows the ratio of plasma NASA to 5-ASA for C_{max} and AUC_{last} in the fasted and fed state.

15 DETAILED DESCRIPTION

Disclosed herein are compositions and methods of treating gastrointestinal disorders by increasing the bioavailability of 5-aminosalicylate compounds by administering the compositions with food.

Before further description of the present invention, and in order that the invention may be
20 more readily understood, certain terms are first defined and collected here for convenience.

Common pharmacologic term used herein refer are as follows: T_{max} (time to maximum concentration); C_{max} (observed maximum concentration); k_{el} (slope of terminal linear portion of concentration/time curve); $T_{1/2}$ (half-life of 5-aminosalicylate compound calculated as: $0.693/k_{el}$); $AUC_{(last)}$ (area under the curve to last quantifiable concentration as measured by the trapezoidal rule); and $AUC_{(inf)}$ (the AUC value extrapolated to infinity calculated as:
25 $AUC_{(inf)} = AUC_{(last)} + C_{(t)last}/k_{el}$ where $C_{(t)last}$ is the last measurable concentration).

The term "administration" or "administering" includes routes of introducing the 5-aminosalicylate compound to a subject to perform their intended function. Examples of routes of administration that may be used include injection (subcutaneous, intravenous, parenterally,
30 intraperitoneally, intrathecal), oral, inhalation, rectal and transdermal. The pharmaceutical preparations may be given by forms suitable for each administration route. For example, these preparations are administered in tablets or capsule form, by injection, inhalation, eye lotion, eye drops, ointment, suppository, etc. administration by injection, infusion or inhalation; topical by

lotion or ointment; and rectal by suppositories. Oral administration is preferred. The injection can be bolus or can be continuous infusion. Depending on the route of administration, the 5-aminosalicylate compound can be coated with or disposed in a selected material to protect it from natural conditions that may detrimentally effect its ability to perform its intended function. The 5-aminosalicylate compound can be administered alone, or in conjunction with either another agent or agents as described above or with a pharmaceutically-acceptable carrier, or both. The 5-aminosalicylate compound can be administered prior to the administration of the other agent, simultaneously with the agent, or after the administration of the agent. Furthermore, the 5-aminosalicylate compound can also be administered in a proform which is converted into its active metabolite, or more active metabolite in vivo.

“Chemotherapy,” as used herein, includes therapies administered systemically for the treatment of neoplastic disease processes (commonly cancer), and may include, for example, biological therapies such as small molecule inhibitors, monoclonal antibodies (e.g., Iressa, Tarceva, Erbitux), or other biological agents administered with a similar objective which may result in symptoms such as those herein described, e.g. those causing a disproportionate incidence of diarrhea or an increased risk of diarrhea.

The term “effective amount” includes an amount effective, at dosages and for periods of time necessary, to achieve the desired result, e.g., sufficient to treat or prevent a bacterial or viral infection. An effective amount of the 5-aminosalicylate compound may vary according to factors such as the disease state, age, and weight of the subject, and the ability of the 5-aminosalicylate compound to elicit a desired response in the subject. Dosage regimens may be adjusted to provide the optimum therapeutic response. An effective amount is also one in which any toxic or detrimental effects (e.g., side effects) of the 5-aminosalicylate compound are outweighed by the therapeutically beneficial effects.

“Ameliorate,” “amelioration,” “improvement” or the like refers to, for example, a detectable improvement or a detectable change consistent with improvement that occurs in a subject or in at least a minority of subjects, e.g., in at least about 2%, 5%, 10%, 15%, 20%, 25%, 30%, 40%, 50%, 60%, 70%, 75%, 80%, 85%, 90%, 95%, 98%, 100% or in a range between about any two of these values. Such improvement or change may be observed in treated subjects as compared to subjects not treated with balsalazide, where the untreated subjects have, or are subject to developing, the same or similar disease, condition, symptom or the like. Amelioration of a disease, condition, symptom or assay parameter may be determined subjectively or objectively, e.g., self assessment by a subject(s), by a clinician's assessment or by conducting an appropriate assay or measurement, including, e.g., a quality of life assessment, a slowed

progression of a disease(s) or condition(s), a reduced severity of a disease(s) or condition(s), or a suitable assay(s) for the level or activity(ies) of a biomolecule(s), cell(s) or by detection of enteritis or diarrhea within a subject. Amelioration may be transient, prolonged or permanent or it may be variable at relevant times during or after the 5-aminosalicylate compound is administered to a subject or is used in an assay or other method described herein or a cited reference, e.g., within timeframes described infra, or about 1 hour after the administration or use of the 5-aminosalicylate compound to about 3, 6, 9 months or more after a subject(s) has received the 5-aminosalicylate compound.

As used herein, "travel" or "at risk conditions" is intended to include departure and arrival at and being in a destination that may cause diarrhea or behavior that brings a subject into contact with causes of diarrhea or conditions that may cause or exacerbate ulcerative colitis or to risk of gastrointestinal cancer, for example, genetic predisposition or to environmental or other causes.

As used herein, "administered with food" refers to, for example, any food product, solid or liquid, with caloric content. Preferably the food is a solid food with sufficient bulk and fat content that it is not rapidly dissolved and absorbed in the stomach. More preferably the food is a meal, such as breakfast, lunch or dinner. The dosage of the 5-aminosalicylate compound may be administered to the subject, for example, between about 30 minutes prior to about 2 hours after eating a meal, most advantageously the dosage is administered within 15 minutes of eating a meal. The terms "without food", "fasted" and "an empty stomach" refer to, for example, the condition of not having consumed solid food for about 1 hour prior to until about 2 hours after such consumption.

The "modulation" of, e.g., a symptom, level or biological activity of a molecule, or the like, refers, for example, that the symptom or activity, or the like is detectably increased or decreased. Such increase or decrease may be observed in treated subjects as compared to subjects not treated with the 5-aminosalicylate compound, where the untreated subjects have, or are subject to developing, the same or similar disease, condition, symptom or the like. Such increases or decreases may be at least about 2%, 5%, 10%, 15%, 20%, 25%, 30%, 40%, 50%, 60%, 70%, 75%, 80%, 85%, 90%, 95%, 98%, 100%, 150%, 200%, 250%, 300%, 400%, 500%, 1000% or more or within any range between any two of these values.

Modulation may be determined subjectively or objectively, e.g., by the subject's self assessment, by a clinician's assessment or by conducting an appropriate assay or measurement, including, e.g., quality of life assessments or suitable assays for the level or activity of molecules, cells or cell migration within a subject. Modulation may be transient,

prolonged or permanent or it may be variable at relevant times during or after the 5-aminosalicylate compound is administered to a subject or is used in an assay or other method described herein or a cited reference, e.g., within times described infra, or about 1 hour of the administration or use of the 5-aminosalicylate compound to about 3, 6, 9 months or more
5 after a subject(s) has received the 5-aminosalicylate compound. The term "modulate" may also refer to increases or decreases in the activity of a cell in response to exposure to a the 5-aminosalicylate compound, e.g., the inhibition of proliferation and/or induction of differentiation of at least a sub-population of cells in an animal such that a desired end result is achieved, e.g., a therapeutic result of 5-aminosalicylate compound used for treatment may
10 increase or decrease over the course of a particular treatment.

The term "obtaining" as in "obtaining the 5-aminosalicylate compound" is intended to include purchasing, synthesizing or otherwise acquiring the 5-aminosalicylate compound.

The phrases "parenteral administration" and "administered parenterally" as used herein includes, for example, modes of administration other than enteral and topical
15 administration, usually by injection, and includes, without limitation, intravenous, intramuscular, intraarterial, intrathecal, intracapsular, intraorbital, intracardiac, intradermal, intraperitoneal, transtracheal, subcutaneous, subcuticular, intraarticular, subcapsular, subarachnoid, intraspinal and intrasternal injection and infusion.

The language "a prophylactically effective amount" of a compound refers to an
20 amount of the 5-aminosalicylate compound which is effective, upon single or multiple dose administration to the subject, in preventing or treating enteritis and/or diarrhea.

The phrases "systemic administration," "administered systemically," "peripheral administration," and "administered peripherally," as used herein mean the administration of the 5-aminosalicylate compound, drug or other material, such that it enters the subject's system and,
25 thus, is subject to metabolism and other like processes, for example, subcutaneous administration.

The language "therapeutically effective amount" of the 5-aminosalicylate compound refers to an amount of the 5-aminosalicylate compound which is effective, upon single or multiple dose administration to the subject, in inhibiting the bacterial growth and/or invasion, or in decreasing symptoms of bacterial infection in a subject with such a bacterial infection
30 sooner than expected in the absence of such treatment. "Therapeutically effective amount" also refers to the amount of a therapy (e.g., a composition comprising the 5-aminosalicylate compound), which is sufficient to reduce the severity of enteritis and/or diarrhea, reduce the

duration of enteritis and/or diarrhea, prevent the advancement of enteritis and/or diarrhea, cause regression of enteritis and/or diarrhea, ameliorate one or more symptoms associated with enteritis and/or diarrhea, or enhance, facilitate, or improve the therapeutic effect(s) of another therapy.

5 As used herein, the terms “prevent,” “preventing,” and “prevention” refer to the prevention of the recurrence, onset, or development of enteritis and/or diarrhea or one or more symptoms thereof in a subject resulting from the administration of an abdominopelvic therapy or from travel. Preventing includes protecting against radiation induced enteritis, protecting against radiation induced injury to the mucosa of the colon, protecting against
10 radiation induced colorectal inflammation, and/or radiation-induced inflammation or bacterial invasion of other portions of the alimentary tract. For example, the 5-aminosalicylate compound may be formulated as a mouthwash to treat or ameliorate radiation-induced esophagitis or other radiation-induced mucositis. For example, the 5-aminosalicylate compound may be given to a traveler prior to travel to reduce or prevent enteritis or diarrhea.

15 As used herein, the term “prophylactically effective amount” refers to the amount of a therapy (e.g., a composition comprising the 5-aminosalicylate compound) which is sufficient to result in the prevention of the development, recurrence, or onset of enteritis and/or diarrhea or one or more symptoms thereof, or to enhance or improve the prophylactic effect(s) of another therapy.

20 As used herein, the terms “subject” and “subjects” includes organisms which are capable of suffering from a enteritis and/or diarrhea or who could otherwise benefit from the administration of a the 5-aminosalicylate compound of the invention and refer to an animal, preferably a mammal, including a non-primate (e.g., a cow, pig, horse, cat, or dog), a primate (e.g., a monkey, chimpanzee, or human), and more preferably a human. In a certain
25 embodiment, the subject is a mammal, preferably a human, who has been exposed to or is going to be exposed to an insult that may induce enteritis and/or diarrhea (such as radiation, chemotherapy, or chemical warfare agents or a pathogen encountered during travel). In another embodiment, the subject is a farm animal (e.g., a horse, pig, or cow) or a pet (e.g., a dog or cat) that has been exposed to or is going to be exposed to a similar insult.

30 Susceptible to gastrointestinal diseases, e.g., enteritis, diarrhea, colon cancer, colitis, is meant to include subjects at risk of developing the gastrointestinal diseases, e.g., subjects receiving or about to receive abdominopelvic therapies, subjects about to travel or subjects that are traveling or otherwise at risk of being exposed to pathogens or conditions, e.g.,

natural disasters such as floods, hurricanes, earthquakes, tsunamis and the like, subjects who have suffered from colitis in the past, subjects having a family history of colitis or cancer and the like.

As used herein the terms “radiation,” “radiation therapy,” “radiotherapy,” and “irradiation” refer to any exposure to ionizing radiation whether intentional or unintentional, malicious or therapeutic, and may include, for example, external beam radiotherapy, photon radiotherapy, electron radiotherapy, proton radiotherapy, carbon ion radiotherapy, lithium ion radiotherapy, silicon ion radiotherapy, helium ion radiotherapy, other forms of hadrontherapy or other particle therapy, brachytherapy, radioisotope therapy, injectable isotopes, e.g., isotopes adhered to or within or admixed with a matrix of any sort, or any radiation exposure that is unintentional or malicious, independent of the agent or agents employed.

As used herein, the terms “treat,” “treatment,” and “treating” refer to the reduction of the progression, severity, and/or duration of enteritis and/or diarrhea or amelioration of one or more symptoms thereof, wherein such reduction and/or amelioration result from the administration of one or more therapies (e.g., a composition comprising the 5-aminosalicylate compound).

“Abdominopelvic therapies” include, for example, radiation therapy, chemotherapy, surgery, or a combination thereof. The therapies may be administered simultaneously or one after the other in any timeframe determined, for example, by a healthcare professional.

Radiation may be a result of, e.g., radiation therapy, accidental radiation exposure, and radiation exposure from a terrorist attack. See e.g., Moulder, *Int. J. Radiat. Biol.* 80:3-10 (2004). Chemical insults are commonly from chemotherapy. Enteritis (mucositis of intestines, especially the small intestine) is common in subjects who receive abdominal or pelvic radiation therapy, cytotoxic agents, or a combination thereof. The main symptoms are nausea, abdominal pain, bloating, and diarrhea. Radiation-induced diarrhea often occurs during the first two weeks after beginning of radiation therapy. Without wishing to be bound by any particular scientific theory, the mechanism of radiation-induced diarrhea involves acute mechanical damage to the epithelial crypt cells of the gastrointestinal tract. Such damage results in cell death (via either a necrotic or apoptotic mechanism), inflammation, and ulceration of the intestinal mucosa, which is then exposed to irritating bile salts and becomes susceptible to opportunistic infections. See e.g., Gwede, *Seminars in Oncology Nursing* 19:6-10 (2003). Chemotherapeutic agents that commonly associated with diarrhea include, but are not limited to, fluoropyrimidines (e.g., 5-fluorouracil and the more recently

developed prodrug capecitabine), topoisomerase I inhibitors (e.g., irinotecan, topotecan), and other agents (e.g., cisplatin, oxaliplatin, cytarabine). See e.g., Viele, *Seminars in Oncology Nursing* 19:2-5 (2003). Chronic bowel toxicity may also occur after radiation therapy, usually six months to three years after the therapy. Subjects often have intermittent constipation and diarrhea, which may cause malnutrition and disturbance of electrolytes. In severe cases, acute intestinal obstruction, fistulas, or bowel perforation may occur. See e.g., Keefe et al., *Seminars in Oncology* 20:38-47 (2004). Radiation therapy and radiotherapy are used interchangeably herein and include external irradiation and internal irradiation, also referred to as brachytherapy, intracavitary brachytherapy, or interstitial brachytherapy. Radiation sources contemplated include pure Gamma emitters, pure Beta emitters, alpha emitters, neutron emitters, other ion emitters, and mixed irradiations.

Determining a subject in need thereof may be by one or more of hydrogen breath testing, symptom analysis, or medical assessment and other methods described infra.

As used herein, the terms "chemotherapy" and "chemotherapeutic agents" are used interchangeably and refer to chemotherapeutic agents or drugs exhibiting anti-cancer effects and used in the treatment of malignancies.

We have surprisingly found that the administration of the 5-aminosalicylate compound to a subject experiencing radiation induced enteritis, reduces symptoms of the condition and that administering with food increases the bioavailability of the 5-aminosalicylate compound to the digestive tract. This permits greater targeting of the symptoms' cause and results in improved efficacy of symptom amelioration, while at the same time causing fewer adverse effects, as would be commonly seen with supportive measures such as traditional anti-diarrheals. The use of the 5-aminosalicylate compound to treat radiation induced enteritis is especially beneficial because when administered enterally, it is not associated with substantial absorption of drug, and thus decreases the probability of drug-drug interactions, which are common in subjects on chemotherapy and/or radiotherapy, or subjects with cancer. This is seen in terms of greater targeting of therapy, fewer drug interactions, and improved tolerance to therapy. Particular benefit is seen with this therapy because it may prevent or ameliorate symptoms that would otherwise necessitate a break in treatment to allow the subject to recover from their symptoms. Treatment breaks are associated with decreased treatment efficacy, thus indirectly, this invention is likely to improve cure rates for cancer and other neoplastic disease through a mechanism of improved tolerance to treatment.

As used herein radiation induced enteritis includes, for example, radiation induced injury to the abdominopelvic area from irradiation of the abdominopelvic region. Irradiation often causes acute radiation esophagitis, gastritis, enteritis or colorectal toxicity. Symptoms may include dysphagia, odynophagia, diarrhea, dyspepsia, proctitis, stool incontinence, cramping abdominal pain, bloating, nausea, loose stool, increased defecations per day, tenesmus, mucous production, abdominopelvic pain, and peri-rectal discomfort. Acute radiation enteritis and/or proctosigmoiditis results largely from irritation of the small bowel, sigmoid colon and rectum.

As used herein, the terms "chemotherapy" and "chemotherapeutic agents" are used interchangeably and refer to chemotherapeutic agents or drugs exhibiting anti-cancer effects and used in the treatment of malignancies.

It has surprisingly been found that the administration of a 5-aminosalicylate compound to a subject experiencing radiation induced enteritis, reduces symptoms of the condition. The success of, for example, balsalazide in the treatment of radiation enteritis is surprising because of the failure of other related 5-ASA drugs, such as osalazine and mesalamine, in clinical trials.

Balsalazide is the generic name for a 2-hydroxy-5-phenylazobenzoic acid derivative in which an aminosalicylate moiety, 5-aminosalicylic acid (5-ASA) (mesalamine), is linked to a carrier molecule, 4-aminobenzoyl-L-alanine (4-ABA), through an azo-bond. Disodium balsalazide is highly water-soluble and is cleaved in the colon to release mesalamine, which is the therapeutically active portion of the molecule, as well as 4-aminobenzoyl-L-alanine, which is the carrier moiety. Mesalamine is 5-aminosalicylic acid and appears to act topically.

The use of balsalazide to treat gastrointestinal disorders is especially beneficial because is metabolized by intestinal microflora to the active form, 5-ASA, thus ensuring optimal delivery of the active drug to the bowel without loss via absorption more proximally in the intestinal tract. Balsalazide also exhibits fewer side effects than other 5-ASA prodrugs and it may be administered to subjects with sulpha allergies. Balsalazide is also beneficial because the active component has been demonstrated to directly scavenge free radicals, which may reduce subsequent inflammatory response. Without wishing to be bound by any particular theory, we believe that balsalazide may protect against radiation-induced enteritis by blocking the mediators of inflammation and the release of free radicals in the rectal mucosa.

As used herein, "radiation induced enteritis," includes radiation induced injury to the pelvic area from irradiation of the pelvic region. Irradiation often causes acute radiation enteritis or colorectal toxicity. Symptoms may include diarrhea, proctitis, stool incontinence, loose stool, increased defecations per day, tenesmus, mucous production, abdominopelvic pain, and peri-rectal discomfort. Acute radiation enteritis results largely from irritation of the sigmoid colon and rectum.

Dosages, according to certain preferred embodiments, range from between about 3,000 mg to about 7000 mg of the 5-aminosalicylate compound administered daily. For example, a dose of 2250 mg may be administered to a subject twice daily. Other appropriate dosages for methods according to this invention may be determined by health care professionals or by the subject. The amount of the 5-aminosalicylate compound administered daily may be increased or decreased based on the weight, age, health, sex or medical condition of the subject. One of skill in the art would be able to determine the proper dose for a subject based on this disclosure.

Methods of Treatment

Described herein are methods of treating subjects suffering from or susceptible to gastrointestinal disorders by administering one or more 5-aminosalicylate compounds to a subject with food. The administration of the 5-aminosalicylate compound with food increases the bioavailability and efficacy of the compound. The administration of food, as will be described below also increases the bioavailability of 5-ASA to the colon of a subject, as well as delaying the transit of 5-ASA in the colon of a subject, decreasing systemic level of 5-ASA in a subject leading to fewer side effects and greater subject compliance to treatment.

According to one aspect, provided herein are methods of increasing the bioavailability of a 5-aminosalicylate compound, comprising administering to the subject a therapeutically effective amount of the 5-aminosalicylate compound with food, wherein the bioavailability of the 5-aminosalicylate compound is increased compared to administering the 5-aminosalicylate compound without food. Without wishing to be bound by any particular theory, the bioavailability of the 5-aminosalicylate compound is due to delay in transit of the metabolite 5-ASA and an increase in the exposure of the gastrointestinal tract with 5-ASA. This also has the advantage of decreasing the amount systemically adsorbed 5-ASA, thus reducing the side effects and increasing patient compliance.

According to one aspect, provided herein are methods of increasing the bioavailability of 5-ASA to the colon of a subject comprising administering to a subject in need thereof a therapeutically effective amount of a 5-aminosalicylate compound with food, wherein the bioavailability of 5-ASA is increased compared to administering the 5-aminosalicylate compound without food.

According to one aspect, provided herein are methods of delaying the transit of 5-ASA in the colon of a subject comprising, administering a therapeutically effective amount of a 5-aminosalicylate compound to a subject in need thereof with food, wherein the transit of 5-ASA is increased compared to administering the 5-aminosalicylate compound without food. Without wishing to be bound by any particular theory, the delay in transit of the 5-ASA due to administration of the 5-aminosalicylate compound with food increases the exposure of the gastrointestinal tract with 5-ASA and decreases the amount systemically adsorbed, thus reducing the side effects and increasing patient compliance.

According to one aspect, provided herein are methods for decreasing systemic level of 5-ASA in a subject comprising, administering to a subject in need thereof a therapeutically effective amount of a 5-aminosalicylate compound with food, wherein the systemic level of 5-ASA is decreased compared to administering the 5-aminosalicylate compound without food. The decrease in systemic levels of 5-ASA upon administration of a 5-aminosalicylate compound with food reduces side effects and increases subject compliance.

According to one aspect, provided herein are methods of decreasing the maximal plasma concentration (C_{max}) of a 5-aminosalicylate compound in a subject comprising, administering to a subject in need thereof a therapeutically effective amount of a 5-aminosalicylate compound with food, wherein the C_{max} of the 5-aminosalicylate compound is increased compared to administering the 5-aminosalicylate without food.

According to one aspect, provided herein are methods of delaying T_{max} of a 5-aminosalicylate compound in a subject comprising, administering to a subject in need thereof a therapeutically effective amount of a 5-aminosalicylate compound with food, wherein the T_{max} of the 5-aminosalicylate compound is delayed compared to administering the 5-aminosalicylate compound without food.

According to one aspect, provided herein are methods of decreasing the extent of absorption (AUC_{last}) of a 5-aminosalicylate compound in a subject comprising, administering to a subject in need thereof a therapeutically effective amount of a 5-aminosalicylate

compound with food, wherein the AUC_{last} of the 5-aminosalicylate compound is decreased compared to administering the 5-aminosalicylate compound without food.

According to one aspect, provided herein are methods of increasing the systemic ratio of NASA to 5-ASA in a subject comprising, administering to a subject in need thereof a
5 therapeutically effective amount of a 5-aminosalicylate compound with food, wherein the systemic ratio of NASA to 5-ASA is increased compared to administering the 5-aminosalicylate compound without food.

According to one aspect, provided herein are methods of increasing the conversion of 5-ASA to NASA in a subject comprising, administering to a subject in need thereof a
10 therapeutically effective amount of a 5-aminosalicylate compound with food, wherein the conversion of 5-ASA to NASA is increased in a subject administered a therapeutically effective amount of the 5-aminosalicylate compound compared to administering a 5-aminosalicylate without food.

According to the methods described herein, the 5-aminosalicylate compound
15 comprises, for example, one or more of mesalamine, sulphasalazine, olsalazine, ipsalazine, salicylazobenzoic acid, or balsalazide.

Therapeutically effective amounts, according to the methods described herein include doses from between about 6.25 mg to about 7000 mg/day. The therapeutically effective amount may also comprises from between about 750 mg to about 6750 mg/day.
20 Therapeutically effective amounts and dosage regimens include, administering three tablets of the formulation three times each day, wherein each tablet comprises about 750 mg of the 5-aminosalicylate compound. Therapeutically effective dosage regimes also include, for example, two tablets of the formulation three times each day, wherein each tablet comprises about 1125 mg of the 5-aminosalicylate compound. Therapeutically effective amounts and
25 dosage regimens further include, for example, one tablet three times each day, wherein each tablet comprises about 2250 mg of the 5-aminosalicylate compound. Other dosage regime examples useful according to the methods described herein include, for example, a dosage regime ranging from between about 1 to about 14 g per 70 kg body weight per day.

The administration to the subject occurs, for example, between about 30 minutes prior
30 to about 2 hours after consuming food. The administration with food may also be at the same time as the consumption of the food. Also, the administration to the subject may be, for

example, immediately after the consumption of food up to about 1 hour after the consumption.

5 The 5-aminosalicylate compound may be administered by one or more of a non-systemic delivery route or a systemic delivery route. Non-systemic delivery routes, include, for example, one or more of a colonic delivery route, an ingestive delivery route, a topical application of a cream, gel, and/or ointments. Systemic delivery routes, include, for example, ingestion, injection, intravenous drip, implant, a transdermal delivery route, and/or a transmucosal delivery routes.

10 According to one aspect, provided herein are methods of decreasing the rate and extent of absorption of an oral dosage form of balsalazide as measured by the drug concentration or metabolite thereof attained in the blood stream over time in a subject comprising, administering to the subject a therapeutically effective amount of balsalazide in a pharmaceutical composition with food. For example, the systemic levels of 5-ASA are decreased while the systemic levels of NASA may increase.

15 In one embodiment, the balsalazide is from a container comprising labeling advising that administration with food results in a decrease in the maximal plasma concentration (C_{max}) and extent of absorption (AUC_{last}) of balsalazide compared to administration without food.

20 According to one aspect, provided herein are methods of using balsalazide in the treatment of gastrointestinal disease comprising: informing a subject with a gastrointestinal disease that the administration of a therapeutically effective amount of balsalazide with food results in a decrease in at least one of C_{max} , AUC_{last} , or systemic adsorption of 5-ASA compared to administration without food.

25 According to one aspect, provided herein are methods of using balsalazide in the treatment of gastrointestinal disorders comprising altering the oral bioavailability of balsalazide by: obtaining balsalazide from a container providing information that administration of balsalazide with food increases the bioavailability of balsalazide or a metabolite thereof to the colon of the subject compared to administration without food, and ingesting the balsalazide with food.

30 According to one aspect, provided herein are methods of using balsalazide in the treatment of gastrointestinal disorders comprising: administering to a subject in need of treatment a therapeutically effective amount of balsalazide, with food, wherein the

administration of the balsalazide with food results in a decrease in at least one of C_{\max} and AUC_{last} of balsalazide as compared to administration of balsalazide in a fasted state; and informing the subject that the administration of a therapeutically effective amount of balsalazide in a pharmaceutical composition with food results in one or more of a decrease in
5 at least one of C_{\max} and AUC_{last} of balsalazide compared to administration in a fasted state.

The balsalazide is from, for example, a container with printed labeling advising that administration with food results in a decrease in at least one of C_{\max} and AUC_{last} of balsalazide compared to administration in a fasted state. The balsalazide may be provided, for example, as a table, a capsule, a loose powder, a sachet, and the like. For example,
10 balsalazide is provided in 750 mg tablet form.

The printed labeling may advise, for example, that the administration of the balsalazide with food results in a decrease in the C_{\max} of about 10 to about 70%, or from about 20 to about 50%. The printed labeling may also advise, for example, that the administration of the balsalazide with food results in a decrease in the AUC_{last} of about 10 to
15 about 70%. The labeling may further advise, for example, that the administration of the balsalazide with food results in an increase in systemic ratio of NASA to 5-ASA of about 10 to about 100%, or from about 20 to about 80%. For example, the ratio of NASA to 5-ASA may be increased 6-fold to about 8-fold compared to administration without food.

According to one aspect, provided herein are methods of inhibiting the growth of a
20 bacterial species in a human subject, comprising administering to a human subject having a bacterial infection or overgrowth a pharmaceutically acceptable composition containing a 5-aminosalicylate compound in a dose effective to inhibit the growth of a bacterial species in the human subject with food.

The 5-aminosalicylate compound, according to certain embodiment, may be one or
25 more of mesalamine, sulphasalazine, olsalazine, ipsalazine, salicylazobenzoic acid, balsalazide, a conjugated bile acid, and/or a compound of Formulas I-III. Bacterial species in which the infection may be reduced or eradicated include, for example, one or more of a Clostridium species, or other anaerobic or aerobic bacterial species. Clostridium species, include, for example, Clostridium perfringens, Clostridium difficile, Clostridium botulinum,
30 and/or Clostridium tetani.

According to one aspect, a method of treating a subject suffering from a gastrointestinal disease comprises administering to the subject a therapeutically effective

amount of a formulation comprising: administering a compound of Formula I or a derivative thereof with food. In one embodiment, the compound of Formula I is sodium balsalazide dihydrate. In one embodiment, the pharmaceutical composition is administered orally to an individual suffering from or at risk to develop a gastrointestinal disorder in a daily dosage
5 ranging from 1 to 14 g per 70 kg body weight per day of the oxidation product of an active metabolite of the 2-hydroxy-5-phenylazobenzoic acid derivative or the oxidation product of an active metabolite of a salt of the 2-hydroxy-5-phenylazobenzoic acid derivative.

According to one aspect, a method of increasing the bioavailability of a compound of Formula II comprises administering to the subject a therapeutically effective amount of the
10 compound of Formula II with food. In one embodiment, the compound of Formula II is sodium balsalazide dihydrate.

According to one aspect, a method of treating a subject suffering from a gastrointestinal disease comprises administering to the subject a therapeutically effective amount of a formulation comprising a compound of Formula III or a derivative thereof with
15 food. In one embodiment, the compound of Formula III is sodium balsalazide dihydrate. In another embodiment, the gastrointestinal disease is active ulcerative colitis. In yet another embodiment, the gastrointestinal disease is colon cancer.

In one aspect, provided herein are methods of treating subject for gastrointestinal disorders comprising administering with food a sodium hypochlorite or hydrogen peroxide
20 oxidation product of an active metabolite of a 2-hydroxy-5-phenylazobenzoic acid derivative or a sodium hypochlorite or hydrogen peroxide oxidation product of an active metabolite of a non-toxic, pharmacologically acceptable salt of a 2-hydroxy-5-phenylazobenzoic acid derivative. In one embodiment, the 2-hydroxy-5-phenylazobenzoic acid derivative is balsalazide. In another embodiment, the active metabolite is 5-ASA. In another
25 embodiment, the sodium hypochlorite or hydrogen peroxide oxidation product of an active metabolite is an oxidation product of 5-ASA. In one embodiment, the oxidation product of 5-ASA is gentisic acid. In yet another embodiment, the oxidation product of 5-ASA is 5-nitrosalicylate.

In another embodiment, the bacterial species is an obligate anaerobe.
30 In a related embodiment, the bacterial species is a Clostridium species. In another related embodiment, the bacterial species is Clostridium perfringens, Clostridium difficile, Clostridium tetani or Clostridium botulinum. In one embodiment, the 5-aminosalicylate

compound is formulated in a delivery system to deliver a dose between 6.25 and 150 mg/day. In another embodiment, the dose comprises between about 12.5 and about 200 mg/day. In another embodiment, the 5-aminosalicylate compound formulated in a delivery system to deliver a dose over 6,450 mg/day.

5 In certain embodiment, the pharmaceutical compositions of 5-aminosalicylate compounds are formulated, for example, for human, pediatric, or veterinary use (e.g., domestic or farm animal, non-human mammal, bird, non-human primate, mouse, rat, rabbit, gerbil, hamster, canine, feline, ovine, bovine, swine, pachyderm, equine, marine mammal, a duck, chicken, goose, turkey, ostrich, emu, dove, pigeon, quail, pheasant, peafowl, or guinea
10 fowl).

Yet another aspect of this invention is providing information to prescribing physicians and subjects receiving 5-aminosalicylate compound therapy useful in maximizing the therapeutic effect of the oral dosage form, by recommending that 5-aminosalicylate compound be taken within about half an hour of consuming food.

15 The effect of food on 5-aminosalicylate compound absorption was identified in a study designed to compare the bioavailability of 5-aminosalicylate compound in the formulation the drug product. administered to healthy volunteers with and without food.

Yet another aspect of this invention relates to a method of treating a subject with the 5-aminosalicylate compound who is in need thereof. Identifying a subject in need of such
20 treatment can be in the judgment of a subject or a health care professional and can be subjective (e.g., opinion) or objective (e.g., measurable by a test or diagnostic method).

The 5-aminosalicylate compound may be administered prior to, during, and/or after the treatment therapies or travel or exposure to other at risk conditions. The 5-aminosalicylate compound may be administered, for example, once a day, twice a day, three
25 times a day, or four times a day. The 5-aminosalicylate compound may be administered in doses, for example of from about between 3375 mg BID to about 2250 mg TID. Another example is administering the 5-aminosalicylate compound from between about 100 mg/day to about 7000 mg/day. The 5-aminosalicylate compound may be administered, for example, in tablet form, powdered form, liquid for or in capsules.

30 Subjects in need thereof include subjects that will undergo radiation therapy, either alone or in combination with other pelvic therapies that could induce enteritis or inflammation of portions of the alimentary tract. This need may be apparent prior to undergoing radiation therapy, chemotherapy, a pelvic surgical procedure or a combination of

therapies; while a subject is undergoing radiation therapy, chemotherapy, a pelvic surgical procedure or a combination of therapies; and after a subject has undergone radiation therapy, chemotherapy, a pelvic surgical procedure, or a combination of therapies. For example, a subject may be about to undergo, may be undergoing, or have undergone radiation therapy in combination with chemotherapy or a surgical procedure.

Also included are subjects who are or who may be susceptible to enteritis. Subjects may be suffering from, for example, gastrointestinal malignancies, including colorectal, appendiceal, anal, pancreatic, hepatobiliary, esophageal, gastric, gastroesophageal junction or small bowel cancers; urogenital malignancies, including prostate, bladder, testicular, or penile cancers; gynecologic malignancies, including cervical, endometrial, ovarian, vaginal, or vulvar cancers; or osteogenic and other sarcomatous malignancies in which abdominopelvic structures are involved, or the subject may be or may be about to travel to a location where they may be susceptible to coming into contact with a pathogen or other conditions that may lead to traveler's diarrhea.

As used herein, a therapeutically effective amount means an amount effective, when administered to a human or non-human subject, to provide a therapeutic benefit such as an amelioration of symptoms, e.g., an amount effective to decrease the symptoms of acute radiation enteritis.

According to certain embodiments, the 5-aminosalicylate compound may be administered prior to radiotherapy. The 5-aminosalicylate compound may be administered, for example, at least one day prior to the subject's first dose of radiotherapy, at least five days prior to the subject's first dose of radiotherapy, during radiation therapy, for at least one day after the cessation of radiation therapy, for fourteen days after the cessation of radiation therapy, or a combination of before, during and after. These time frames are for general reference and the duration of treatment may be determined by a health care professional on a subject by subject basis. Administration at least five days prior to the therapy includes administration daily, every day prior to the pelvic therapy, administration on a majority of days prior the therapy, administration on the day of treatment or no administration on the day of treatment.

Certain preferred embodiments include administering the 5-aminosalicylate compound from at least one day prior to the first dose of radiotherapy until at least one day after the cessation of radiation therapy. Treatment prior to the radiation therapy allows for

the 5-aminosalicylate compound to be present at its site of action during the cause of the injury.

In certain embodiments, the 5-aminosalicylate compound is administered to a subject from between about 2 weeks to about 6 weeks in duration, from between about 8 weeks to about 12 weeks in duration, or from between 1 day to about 7 days. The 5-aminosalicylate compound may be administered intermittently or continuously during the course of treatment. Length of treatment may vary depending of the type and length of radiotherapy, chemotherapy, and/or type of surgical procedure and the proper length of treatment may be easily determined by one of skill in the art having the benefit of this disclosure.

For any of the embodiments, the 5-aminosalicylate compound may be administered, for example, once daily, twice daily, three times daily, or four times daily to a subject. In some particularly preferred methods of the present invention comprise administering the 5-aminosalicylate compound twice daily to the subject because it may, for example, minimize the side effects and increase subject compliance.

Dosages, according to certain preferred embodiments, range from between about 100 mg to about 7000 mg of the 5-aminosalicylate compound administered daily. Other appropriate dosages for methods according to this invention may be determined by health care professionals or by the subject. The amount of the 5-aminosalicylate compound administered daily may be increased or decreased based on the weight, age, health, sex or medical condition of the subject.

One of skill in the art would be able to determine the proper dose for a subject based on this disclosure.

For subjects undergoing multiple therapies, the 5-aminosalicylate compound may be administered, for example, at least one day prior to the subject's first dose of radiotherapy, chemotherapy, and/or prior to undergoing a surgical procedure; at least five days prior to the subject's first dose of radiotherapy, chemotherapy, and/or prior to undergoing a surgical procedure; during radiation therapy, chemotherapy, and/or the surgical procedure; at least one day after the cessation of radiation therapy, chemotherapy, or after the surgical procedure; for fourteen days after the cessation of radiation therapy, chemotherapy, or after the surgical procedure.

It is often preferable to administer the 5-aminosalicylate compound to a subject prior to treatment, during treatment, as well as after the cessation of treatment. For example, the 5-aminosalicylate compound may be administered from at least one day prior to the first dose of radiotherapy, chemotherapy, and/or prior to undergoing the surgical procedure until at

least one day after the cessation of radiation therapy, chemotherapy, or the surgical procedure.

Indications include a subject receiving radiotherapy, chemotherapy, and/or surgical procedure as a result of treatment for cancer of the cervix, prostate, appendix, colon,
5 intestine, rectum, pancreas, liver, small bowel, esophagus, stomach, gastroesophageal junction, or other gastrointestinal malignancy, or prostatectomy.

According to certain embodiments, the 5-aminosalicylate compound may be administered in combination with other compounds, including for example, chemotherapeutic agents, anti-inflammatory agents, anti-pyretic agents radiosensitizing agents, radioprotective
10 agents, urologic agents, anti-emetic agents, and/or anti-diarrheal agents. For example, cisplatin, carboplatin, docetaxel, paclitaxel, flurouracil, capecitabine, gemcitabine, irinotecan, topotecan, etoposide, mitomycin, gefitinib, erlotinib, cetuximab, bevacizumab, iressa, tarava, erbitux, vincristine, vinblastine, doxorubicin, cyclophosphamide, celecoxib, rofecoxib, valdecoxib, ibuprofen, naproxen, ketoprofen, dexamethasone, prednisone, prednisolone,
15 hydrocortisone, acetaminophen, misonidazole, amifostine, tamsulosin, phenazopyridine, ondansetron, granisetron, alosetron, palonosetron, promethazine, prochlorperazine, trimethobenzamide, aprepitant, rifaximin, diphenoxylate with atropine, and/or loperamide.

The methods disclosed herein are also useful for protecting a subject against radiation induced enteritis or other alimentary tract inflammation by administering to a subject in need
20 thereof a therapeutically effective amount of the 5-aminosalicylate compound. For example, prophylactic doses may be administered prior to a subject undergoing radiation.

The methods disclosed herein are useful for protecting a subject against radiation induced injury to the mucosa of the colon, as well as against radiation induced colorectal inflammation or other alimentary mucositis by administering to a subject in need thereof a
25 therapeutically effective amount of the 5-aminosalicylate compound.

In yet another aspect, a method of treating a subject suffering from or susceptible to enteritis and/or diarrhea comprising administering to a subject in need thereof a therapeutically effective amount of a the 5-aminosalicylate compound formulation, to thereby treat the subject. Upon identification of a subject suffering from or susceptible to enteritis
30 and/or diarrhea, for example, radiation induced enteritis or traveler's diarrhea, the 5-aminosalicylate compound is administered.

A method of assessing the efficacy of the treatment in a subject includes determining the pre-treatment level of intestinal bacterial overgrowth or diarrhea by methods well known

in the art (e.g., hydrogen breath testing, methane breath testing, biopsy, sampling of the intestinal bacteria, measurement of stool output or frequency or type etc.) and then administering a therapeutically effective amount of the 5-aminosalicylate compound to the subject. After an appropriate period of time (e.g., after an initial period of treatment) after the administration of the 5-aminosalicylate compound, e.g., 2 hours, 4 hours, 8 hours, 12 hours, or 72 hours, the level of bacterial overgrowth and/or diarrhea is determined again. The modulation of the bacterial level or diarrhea indicates efficacy of the treatment. The level of bacterial overgrowth and/or diarrhea may be determined periodically throughout treatment. For example, the bacterial overgrowth or diarrhea may be checked every few hours, days or weeks to assess the further efficacy of the treatment. A decrease in bacterial overgrowth or diarrhea indicates that the treatment is efficacious. The method described may be used to screen or select subjects that may benefit from treatment with the 5-aminosalicylate compound.

Efficacy of a treatment may be measured, for example, by a reduction of bacterial overgrowth. Efficacy may also be measured in terms of a reduction of symptoms associated with the enteritis and/or diarrhea, a stabilization of symptoms, or a cessation of symptoms associated with a enteritis and/or diarrhea, for example, a reduction of nausea, bloating, pain, frequency of stool output, and the like.

In one aspect, methods of monitoring the progress of a subject being treated with a the 5-aminosalicylate compound formulation comprise determining the pre-treatment level of bacterial overgrowth or diarrhea, administering a therapeutically effective amount of the 5-aminosalicylate compound to the subject, and determining the level of bacterial overgrowth and/or diarrhea after an initial period of treatment with the 5-aminosalicylate compound, wherein the modulation of the bacterial overgrowth indicates efficacy of a treatment.

In various embodiments, the therapies (e.g., prophylactic or therapeutic agents) are administered less than 5 minutes apart, less than 30 minutes apart, 1 hour apart, at about 1 hour apart, at about 1 to about 2 hours apart, at about 2 hours to about 3 hours apart, at about 3 hours to about 4 hours apart, at about 4 hours to about 5 hours apart, at about 5 hours to about 6 hours apart, at about 6 hours to about 7 hours apart, at about 7 hours to about 8 hours apart, at about 8 hours to about 9 hours apart, at about 9 hours to about 10 hours apart, at about 10 hours to about 11 hours apart, at about 11 hours to about 12 hours apart, at about 12 hours to 18 hours apart, 18 hours to 24 hours apart, 24 hours to 36 hours apart, 36 hours to 48 hours apart, 48 hours to 52 hours apart, 52 hours to 60 hours apart, 60 hours to 72 hours

apart, 72 hours to 84 hours apart, 84 hours to 96 hours apart, or 96 hours to 120 hours part. In preferred embodiments, the gastro-resistant the 5-aminosalicylate compound formulation is administered twice per day. In other embodiments, the gastro-resistant the 5-aminosalicylate compound formulation is administered for from between about 1 day to about 7 days, or for example, for about 7 days/month for from between about 1 month to about 36 months, or once or twice daily for from between about 1 month to about 36 months or more.

In certain embodiments, one or more formulations of the invention and one or more other therapies (e.g., prophylactic or therapeutic agents) are cyclically administered. Cycling therapy involves the administration of a first therapy (e.g., a first prophylactic or therapeutic agent) for a period of time, followed by the administration of a second therapy (e.g., a second prophylactic or therapeutic agent) for a period of time, optionally, followed by the administration of a third therapy (e.g., prophylactic or therapeutic agent) for a period of time and so forth, and repeating this sequential administration, e.g., the cycle in order to reduce the development of resistance to one of the therapies, to avoid or reduce the side effects of one of the therapies, and/or to improve the efficacy of the therapies.

In certain embodiments, the administration of the same formulations of the invention may be repeated and the administrations may be separated by at least 1 day, 2 days, 3 days, 5 days, 10 days, 15 days, 30 days, 45 days, 2 months, 75 days, 3 months, or at least 6 months. In other embodiments, the administration of the same therapy (e.g., prophylactic or therapeutic agent) other than a gastro-resistant the 5-aminosalicylate compound formulation may be repeated and the administration may be separated by at least at least 1 day, 2 days, 3 days, 5 days, 10 days, 15 days, 30 days, 45 days, 2 months, 75 days, 3 months, or at least 6 months.

Certain indications may require longer treatment times. Short-term treatments include, for example, treatment for 1 to about 7 days. Long-term treatments with the 5-aminosalicylate compound, include for example, treatment for 15 days, 3 months, 9 months, 7 days/month for three months, 7 days/month for three to twelve months or any time in-between or longer. One of skill in the art, having the benefit of this disclosure would understand how to vary the dosage for a particular subject or intended result. Dosage regimens will vary depending on the age, size, and condition of the subject. For example, depending on the severity of the disease, or injury whether it is a new disease state or a relapse or recurrence, etc.

Toxicity and efficacy of the prophylactic and/or therapeutic protocols of the present invention can be determined by standard pharmaceutical procedures in cell cultures or experimental animals, e.g., for determining the LD₅₀ (the dose lethal to 50% of the population) and the ED₅₀ (the dose therapeutically effective in 50% of the population). The dose ratio between toxic and therapeutic effects is the therapeutic index and it can be expressed as the ratio LD₅₀/ ED₅₀. Prophylactic and/or therapeutic agents that exhibit large therapeutic indices are preferred. While prophylactic and/or therapeutic agents that exhibit toxic side effects may be used, care should be taken to design a delivery system that targets such agents to the site of affected tissue in order to minimize potential damage to uninfected cells and, thereby, reduce side effects.

The data obtained from the cell culture assays, animal studies, and human studies can be used in formulating a range of dosage of the prophylactic and/or therapeutic agents for use in humans. The dosage of such agents is preferably within a range of circulating concentrations that include the ED₅₀ with little or no toxicity. The dosage may vary within this range depending upon the dosage form employed and the route of administration utilized. For any agent used in the method of the invention, the therapeutically effective dose can be estimated initially from cell culture assays. A dose may be formulated in animal models to achieve a circulating plasma concentration range that includes the IC₅₀ (e.g., the concentration of the test compound that achieves a half-maximal inhibition of symptoms) as determined in cell culture. Such information can be used to more accurately determine useful doses in humans. Levels in plasma may be measured, for example, by high performance liquid chromatography.

The amount of the composition of the invention which will be effective in the treatment of a particular disorder or condition will depend on the nature of the disorder or condition, and can be determined by standard clinical techniques. The precise dose to be employed in the formulation will also depend on the route of administration, and the seriousness of the disease or disorder, and should be decided according to the judgment of the practitioner and each subject's circumstances.

The total daily dosage of the 5-aminosalicylate compound formulations, for example of balsalazide, can range from about 25 mg to about 7000 mg. For example, in general, the total daily adult dosage of balsalazide in formulations of the present invention ranges from about 300 mg to about 2000 mg, about 750 to about 6750 mg, about 6000 to about 7000 mg, or any whole number or fractional amount in between. A single dose may be formulated to

contain about 250, 275, 400, 600, 525, 550, 575, 750, 800 or 1000 mg of balsalazide. In one embodiment, a single dose contains about 750 mg of balsalazide.

The 5-aminosalicylate compound may be provided as modified-release formulations or as membrane-controlled formulations. Membrane-controlled formulations of the present invention can be made by preparing a rapid release core, which may be a monolithic (e.g., tablet) or multi-unit (e.g., pellet) type, and coating the core with a membrane. The membrane-controlled core can then be further coated with a functional coating. In between the membrane-controlled core and the functional coating, a barrier or sealant may be applied. The barrier or sealant may alternatively, or additionally, be provided between the rapid release core and the membrane coating.

The 5-aminosalicylate compound formulations may be of any polymorphic or amorphous form of the 5-aminosalicylate compound.

In an embodiment, the 5-aminosalicylate compound is administered to the subject using a pharmaceutically-acceptable formulation, e.g., a pharmaceutically-acceptable formulation that provides sustained delivery of the 5-aminosalicylate compound to a subject for at least 12 hours, 24 hours, 36 hours, 48 hours, one week, two weeks, three weeks, or four weeks after the pharmaceutically-acceptable formulation is administered to the subject.

In some embodiments, it may be desirable to administer the pharmaceutical compositions of the invention locally to the area in need of treatment. This may be achieved by, for example, local infusion during surgery, or topical application, e.g., in conjunction with a wound dressing after surgery, by injection, by means of a catheter, by means of a suppository, or by means of an implant (the implant being of a porous, non-porous, or gelatinous material, including membranes, such as sialastic membranes, or fibers). In one embodiment, administration can be by direct injection at the site (or former site) of rapidly proliferating tissues that are most sensitive to an insult, such as radiation, chemotherapy, or chemical/biological warfare agent. In another embodiment, the 5-aminosalicylate compound can be formulated in a viscous or non-viscous solution for oral administration. In a separate embodiment, the 5-aminosalicylate compound can be formulated in a viscous or non-viscous mixture containing a pain reliever, e.g., lidocaine, to ameliorate radiation-induced oral mucositis or esophagitis. In a separate embodiment, the 5-aminosalicylate compound can be formulated in a viscous or non-viscous mixture containing, for example, sucralfate to ameliorate radiation-induced oral mucositis or esophagitis. In a separate embodiment, the 5-aminosalicylate compound can be formulated in a viscous or non-viscous mixture containing,

for example, nystatin to ameliorate radiation-induced oral mucositis or esophagitis. In a separate embodiment, the 5-aminosalicylate compound can be formulated in a viscous or non-viscous mixture containing a combination of the above and the like to ameliorate radiation-induced oral mucositis or esophagitis.

5 In certain embodiments, these pharmaceutical compositions of the 5-aminosalicylate compound are suitable for topical or oral administration to a subject. In other embodiments, as described in detail below, the pharmaceutical compositions of the present invention may be specially formulated for administration in solid or liquid form, including those adapted for the following: (1) oral administration, for example, drenches (aqueous or non-aqueous
10 solutions or suspensions), tablets, boluses, powders, granules, pastes; (2) parenteral administration, for example, by subcutaneous, intramuscular or intravenous injection as, for example, a sterile solution or suspension; (3) topical application, for example, as a cream, ointment or spray applied to the skin; (4) intravaginally or intrarectally, for example, as a pessary, cream or foam; or (5) aerosol, for example, as an aqueous aerosol, liposomal
15 preparation or solid particles containing the compound.

 The phrase "pharmaceutically acceptable" refers to compositions containing such compounds, and/or dosage forms which are, within the scope of sound medical judgment, suitable for use in contact with the tissues of human beings and animals without excessive toxicity, irritation, allergic response, or other problem or complication, commensurate with a
20 reasonable benefit/risk ratio.

5-Aminosalicylate Compounds and Pharmaceutical Compositions

 As used herein, "5-aminosalicylate compounds," refer, for example, to compounds of Formulas I-III, described below, as well as to mesalamine, sulphasalazine, olsalazine,
25 ipsalazine, salicylazobenzoic acid, and balsalazide. Balsalazide is the generic name for Colazal®. Examples of uses and manufacture of 5-aminosalicylate compounds may be found, for example in US Patents 6,197,341; 5,905,073; 5,498,608; and 6,326,364; which are hereby incorporated by reference in their entirety. The 5-aminosalicylate compounds are useful in the methods described herein to increase their bioavailability and efficacy.

30 The drug product, COLAZAL, contains 750mg of balsalazide disodium in a hard gelatin capsule for oral delivery. When taken orally, 99% of the prodrug balsalazide reaches the colon, where the presence of colonic bacterial azo-reductase enzyme reduces the diazo bond, thereby liberating the 5-ASA for topical activity in the colon (Colazal® (balsalazide

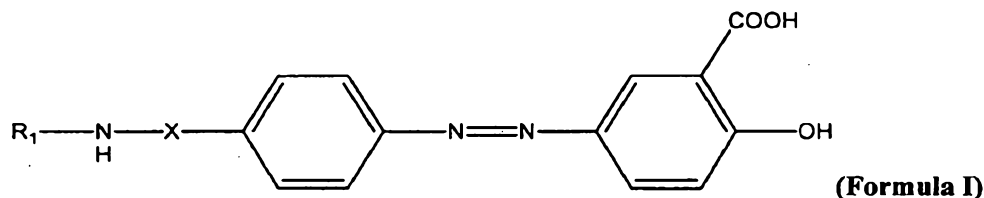
disodium) Capsules 750mg Package Insert 0004.1/July 2000). The released 4-ABA carrier component is poorly absorbed and largely eliminated in the feces (Ragunath K and Williams JG. *Aliment Pharmacol. Ther.* 2001;15:1549-1554). The local presence of 5-ASA is the basis for the effectiveness of this class of drugs and mucosal 5-ASA concentrations are correlated
5 inversely with UC disease activity (Frieri G, Giacomelli R, Pimpo M. et al. *Gut* 2000;47:410-414). While the actual mechanism of action of 5-ASA is not completely understood, systemic exposure of 5-ASA is thought to be responsible for the side effects associated with treatment. Most prevalent in studies on balsalazide is headache (Green JB *Gastroenterology* 1999;117:1513-1514) and lower systemic levels of 5-ASA may contribute to a lower
10 incidence of headache as observed in some trials (Levine DS, Riff DS, Pruitt R et al. *Am. J. Gastroenterol.* 2002;9:1398-1407). Dose regimens that increase the local mucosal concentration of the active therapeutic moiety and decrease the systemic absorption of 5-ASA are therefore preferred.

While 5-ASA is the active therapeutic moiety of balsalazide, it is rapidly converted to
15 the metabolite N-acetyl-5-ASA (NASA) in the mucosa (Allgayer H, Ahnfelt NO, Kruis W et al *Gastroenterology*. 1989;97:38-41). Approximately, 12% of the oral dose can be measured in the blood as this metabolite as compared to <2% of the oral dose of 5-ASA that is systemically absorbed (van Hogezaand RA, van Hees PA, van Gorp JP, van Lier HJ, Bakker JH, Double-blind comparison of 5-aminosalicylic acid and acetyl-5-aminosalicylic acid
20 suppositories in subjects with idiopathic proctitis. *Aliment Pharmacol Ther.* 1988 Feb; 2(1):33-40). NASA is known to be of lower anti-inflammatory activity in the colon (Colazal® (balsalazide disodium) Capsules 750mg Package Insert Sept 2006)), and is therefore thought to be less toxic when in the systemic circulation. Thus, dose regimens that decrease the systemic level of total mesalamine (5-ASA and NASA) and increase the
25 systemic level of NASA at the expense of decreasing the level of 5-ASA (i.e. the ratio of NASA to 5-ASA) in the systemic circulation are preferred. Dose regimens that delay the transit of 5-ASA in the colon will also result in an increase in contact time with the colonic mucosa, and could therefore increase efficacy of the drug. This increased contact time with the colonic mucosa will also result in an increased systemic ratio of NASA to 5-ASA. A
30 previous study comparing balsalazide to a pH-dependent release formulation of mesalamine showed that greater efficacy, as measured by sigmoidoscopic scoring of the inflamed mucosa, was associated with a lower systemic level of 5-ASA and a higher ratio of systemic NASA to 5-ASA (Levine DS, Riff DS, Pruitt R et al. *Am. J. Gastroenterol.* 2002;9:1398-1407). The

present disclosure shows that dosing human subjects with balsalazide in the fed state is a dose regimen that achieves these goals.

Suitable compositions according to the invention, also include compounds of Formulas I – III, as described below.

5



wherein

X represents SO₂ or CO;

R₁ represents phenyl, carboxymethylphenyl or -R₂ Y;

- 10 R₂ represents (CH₂)_n or benzyl-(CH₂)_n wherein one or more of the hydrogen atoms of the alkylene moiety may be replaced by a C₁₋₆ -alkyl, NH₂, NH(C₁₋₆ -alkyl) or N(C₁₋₆ -alkyl)₂ group;

Y represents COOH, SO₃ H, OH, NH₂, NHR₃ or N(R₃)₂ ;

R₃ represents C₁₋₆ -alkyl optionally substituted by a carboxylic or sulphonic acid group; and

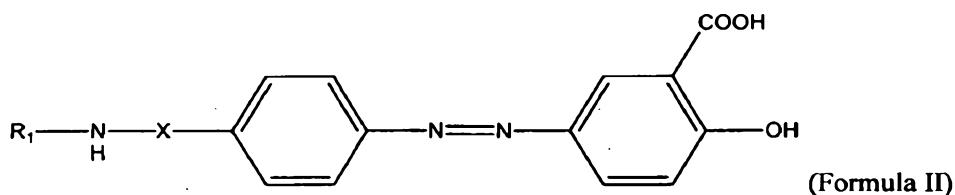
- 15 n is an integer from 1 to 6;

and wherein the derivative is selected from the group consisting of esters, active metabolites, and non-toxic pharmaceutically acceptable salts;

in association with one or more pharmaceutically acceptable excipients or binding agents;

wherein the formulation is in the form of a tablet having a density of at least 0.9 mg/mm³.

- 20 In certain embodiments, Formula I comprises sodium balsalazide dihydrate. According to the methods described herein, the pharmaceutical composition may be administered orally to an individual suffering from or at risk to develop a gastrointestinal disorder in a daily dosage ranging from 1 to 14 g per 70 kg body weight per day of the oxidation product of an active metabolite of the 2-hydroxy-5-phenylazobenzoic acid
- 25 derivative or the oxidation product of an active metabolite of a salt of the 2-hydroxy-5-phenylazobenzoic acid derivative.



wherein

X represents SO₂ or CO;

- 5 R₁ represents phenyl, carboxymethylphenyl or -R₂ Y;

R₂ represents (CH₂)_n or benzyl-(CH₂)_n wherein one or more of the hydrogen atoms of the alkylene moiety may be replaced by a C₁₋₆ -alkyl, NH₂, NH(C₁₋₆ -alkyl) or N(C₁₋₆ -alkyl)₂ group;

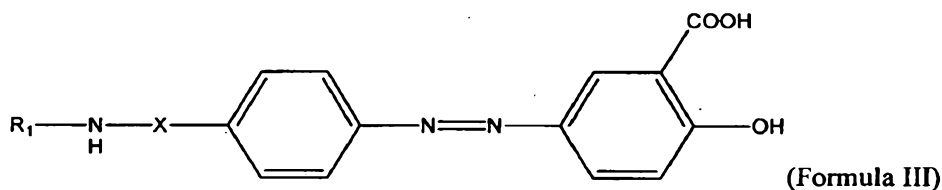
Y represents COOH, SO₃ H, OH, NH₂, NHR₃ or N(R₃)₂ ;

- 10 R₃ represents C₁₋₆ -alkyl optionally substituted by a carboxylic or sulphonic acid group; and n is an integer from 1 to 6;

or an ester thereof; or an active metabolite thereof; or a non-toxic pharmaceutically acceptable salt thereof;

in association with one or more pharmaceutically acceptable excipients or binding agents;

- 15 For example, the compound of Formula II is sodium balsalazide dihydrate.



wherein

X represents SO₂ or CO;

R₁ represents phenyl, carboxymethylphenyl or -R₂ Y;

- 20 R₂ represents (CH₂)_n or benzyl-(CH₂)_n wherein one or more of the hydrogen atoms of the alkylene moiety may be replaced by a C₁₋₆ -alkyl, NH₂, NH(C₁₋₆ -alkyl) or N(C₁₋₆ -alkyl)₂ group;

Y represents COOH, SO₃ H, OH, NH₂, NHR₃ or N(R₃)₂ ;

R₃ represents C₁₋₆ -alkyl optionally substituted by a carboxylic or sulphonic acid group; and
n is an integer from 1 to 6.

In certain embodiments, the derivative is selected from the group comprising esters,
5 active metabolites, and non-toxic pharmaceutically acceptable salts. The compound may
further comprise one or more pharmaceutically acceptable excipients or binding agents.

For example, the compound of formula III is sodium balsalazide dihydrate.

Also useful in the methods herein are sodium hypochlorite or hydrogen peroxide
oxidation products of an active metabolite of a 2-hydroxy-5-phenylazobenzoic acid derivative
10 or a sodium hypochlorite or hydrogen peroxide oxidation product of an active metabolite of a
non-toxic, pharmacologically acceptable salt of a 2-hydroxy-5-phenylazobenzoic acid
derivative, the derivative having the general Formula I wherein X is an -SO₂- or -CO- group
and R₁ is either a phenyl or carboxymethylphenyl radical or is a radical of the formula -
(CH₂)_n -Y, in which Y is a hydroxyl group, an amino group, a monoalkyl- or dialkyl-amino
15 group, the alkyl moieties of which contain up to 6 carbon atoms, or a carboxylic or sulphonic
acid group, and n is a whole number of from 1 to 6, and in which one or more of the
hydrogen atoms in the alkylene radical can be replaced by amino groups, monoalkyl- or
dialkyl-amino groups, the alkyl moieties of which contain up to 6 carbon atoms, or alkyl
radicals, and in which the -(CH₂)_n -Y radical is either attached directly to the nitrogen atom or
20 via a benzene ring, with the proviso that R-NH-X- is other than a -CO-NH-CH₂ -COOH
radical. For example, the 2-hydroxy-5-phenylazobenzoic acid derivative is balsalazide. The
active metabolite is, for example, 5-ASA. The sodium hypochlorite or hydrogen peroxide
oxidation product of an active metabolite is, for example, an oxidation product of 5-ASA.

25 **Article of Manufacture**

The article of manufacture comprises, for example, a container holding an immediate
release pharmaceutical composition suitable for oral administration of 5-aminosalicylate
compound in combination with printed labeling instructions providing a discussion of when a
particular dosage form should be administered with food and when it should be taken on an
30 empty stomach. Exemplary dosage forms and administration protocols are described infra.
The composition will be contained in any suitable container capable of holding and

dispensing the dosage form and which will not significantly interact with the composition and will further be in physical relation with the appropriate labeling. The labeling instructions will be consistent with the methods of treatment as described hereinbefore. The labeling may be associated with the container by any means that maintain a physical proximity of the two, by way of non-limiting example, they may both be contained in a packaging material such as a box or plastic shrink wrap or may be associated with the instructions being bonded to the container such as with glue that does not obscure the labeling instructions or other bonding or holding means.

Another aspect of this invention is an article of manufacture that comprises a container containing a pharmaceutical composition comprising 5-aminosalicylate compound wherein the container holds preferably the 5-aminosalicylate compound composition in unit dosage form and is associated with printed labeling instructions advising of the differing absorption when the pharmaceutical composition is taken with and without food.

The phrase "pharmaceutically-acceptable carrier" includes pharmaceutically-acceptable material, composition or vehicle, such as a liquid or solid filler, diluent, excipient, solvent or encapsulating material, involved in carrying or transporting the subject chemical from one organ, or portion of the body, to another organ, or portion of the body. Each carrier is "acceptable" in the sense of being compatible with the other ingredients of the formulation and not injurious to the subject. Some examples of materials which can serve as pharmaceutically-acceptable carriers include: (1) sugars, such as lactose, glucose and sucrose; (2) starches, such as corn starch and potato starch; (3) cellulose, and its derivatives, such as sodium carboxymethyl cellulose, ethyl cellulose and cellulose acetate; (4) powdered tragacanth; (5) malt; (6) gelatin; (7) talc; (8) excipients, such as cocoa butter and suppository waxes; (9) oils, such as peanut oil, cottonseed oil, safflower oil, sesame oil, olive oil, corn oil and soybean oil; (10) glycols, such as propylene glycol; (11) polyols, such as glycerin, sorbitol, mannitol and polyethylene glycol; (12) esters, such as ethyl oleate and ethyl laurate; (13) agar; (14) buffering agents, such as magnesium hydroxide and aluminum hydroxide; (15) alginic acid; (16) pyrogen-free water; (17) isotonic saline; (18) Ringer's solution; (19) ethyl alcohol; (20) phosphate buffer solutions; and (21) other non-toxic compatible substances employed in pharmaceutical formulations.

Wetting agents, emulsifiers and lubricants, such as sodium lauryl sulfate and magnesium stearate, as well as coloring agents, release agents, coating agents, sweetening,

flavoring and perfuming agents, preservatives and antioxidants can also be present in the compositions.

Examples of pharmaceutically-acceptable antioxidants include: (1) water soluble antioxidants, such as ascorbic acid, cysteine hydrochloride, sodium bisulfate, sodium metabisulfite, sodium sulfite and the like; (2) oil-soluble antioxidants, such as ascorbyl palmitate, butylated hydroxyanisole (BHA), butylated hydroxytoluene (BHT), lecithin, propyl gallate, alpha-tocopherol, and the like; and (3) metal chelating agents, such as citric acid, ethylenediamine tetraacetic acid (EDTA), sorbitol, tartaric acid, phosphoric acid, and the like.

Compositions containing the 5-aminosalicylate compound include, for example, those suitable for oral, nasal, topical (including buccal and sublingual), rectal, vaginal, aerosol percutaneous, and/or parenteral administration. For instance, to treat an infected external biliary drain, the 5-aminosalicylate compound could be administered percutaneously via that drain, thus resulting in an "intrabiliary" administration. The compositions may conveniently be presented in unit dosage form and may be prepared by any methods well known in the art of pharmacy. The amount of active ingredient which can be combined with a carrier material to produce a single dosage form will vary depending upon the host being treated, the particular mode of administration. The amount of active ingredient which can be combined with a carrier material to produce a single dosage form will generally be that amount of the compound which produces a therapeutic effect. Generally, out of 100%, this amount will range from about 1% to about 99% of active ingredient, preferably from about 5% to about 70%, more preferably from about 10% to about 30% active ingredient.

Methods of preparing these the 5-aminosalicylate compound compositions include the step of bringing into association the 5-aminosalicylate compound with the carrier and, optionally, one or more accessory ingredients. In general, the formulations are prepared by uniformly and intimately bringing into association with the 5-aminosalicylate compound with liquid carriers, or finely divided solid carriers, or both, and then, if necessary, shaping the product.

The 5-aminosalicylate compound compositions suitable for oral administration may be in the form of capsules, cachets, pills, tablets, lozenges (using a flavored basis, usually sucrose and acacia or tragacanth), powders, granules, or as a solution or a suspension in an aqueous or non-aqueous liquid, or as an oil-in-water or water-in-oil liquid emulsion, or as an elixir or syrup, or as pastilles (using an inert base, such as gelatin and glycerin, or sucrose and

acacia) and/or as mouth washes and the like, each containing a predetermined amount of the 5-aminosalicylate compound as an active ingredient. A compound may also be administered as a bolus, electuary or paste.

In solid dosage forms for oral administration (capsules, tablets, pills, dragees, powders, granules and the like), the active ingredient is mixed with one or more pharmaceutically-acceptable carriers, such as sodium citrate or dicalcium phosphate, and/or any of the following: (1) fillers or extenders, such as starches, lactose, sucrose, glucose, mannitol, and/or silicic acid; (2) binders, such as, for example, carboxymethylcellulose, alginates, gelatin, polyvinyl pyrrolidone, sucrose and/or acacia; (3) humectants, such as glycerol; (4) disintegrating agents, such as agar-agar, calcium carbonate, potato or tapioca starch, alginic acid, certain silicates, and sodium carbonate; (5) solution retarding agents, such as paraffin; (6) absorption accelerators, such as quaternary ammonium compounds; (7) wetting agents, such as, for example, acetyl alcohol and glycerol monostearate; (8) absorbents, such as kaolin and bentonite clay; (9) lubricants, such as talc, calcium stearate, magnesium stearate, solid polyethylene glycols, sodium lauryl sulfate, and mixtures thereof; and (10) coloring agents. In the case of capsules, tablets and pills, the pharmaceutical compositions may also comprise buffering agents. Solid compositions of a similar type may also be employed as fillers in soft and hard-filled gelatin capsules using such excipients as lactose or milk sugars, as well as high molecular weight polyethylene glycols and the like.

A tablet may be made by compression or molding, optionally with one or more accessory ingredients. Compressed tablets may be prepared using binder (for example, gelatin or hydroxypropylmethyl cellulose), lubricant, inert diluent, preservative, disintegrant (for example, sodium starch glycolate or cross-linked sodium carboxymethyl cellulose), surface-active or dispersing agent. Molded tablets may be made by molding in a suitable machine a mixture of the powdered active ingredient moistened with an inert liquid diluent.

The tablets, and other solid dosage forms of the pharmaceutical compositions of the present invention, such as dragees, capsules, pills and granules, may optionally be scored or prepared with coatings and shells, such as enteric coatings and other coatings well known in the pharmaceutical-formulating art. They may also be formulated so as to provide slow or controlled release of the active ingredient therein using, for example, hydroxypropylmethyl cellulose in varying proportions to provide the desired release profile, other polymer matrices, liposomes and/or microspheres. They may be sterilized by, for example, filtration through a bacteria-retaining filter, or by incorporating sterilizing agents in the form of sterile

solid compositions which can be dissolved in sterile water, or some other sterile injectable medium immediately before use. These compositions may also optionally contain opacifying agents and may be of a composition that they release the active ingredient(s) only, or preferentially, in a certain portion of the gastrointestinal tract, optionally, in a delayed manner. Examples of embedding compositions which can be used include polymeric substances and waxes. The active ingredient can also be in micro-encapsulated form, if appropriate, with one or more of the above-described excipients.

Liquid dosage forms for oral administration of the 5-aminosalicylate compound include pharmaceutically-acceptable emulsions, microemulsions, solutions, suspensions, syrups and elixirs. In addition to the active ingredient, the liquid dosage forms may contain inert diluents commonly used in the art, such as, for example, water or other solvents, solubilizing agents and emulsifiers, such as ethyl alcohol, isopropyl alcohol, ethyl carbonate, ethyl acetate, benzyl alcohol, benzyl benzoate, propylene glycol, 1,3-butylene glycol, oils (in particular, cottonseed, groundnut, corn, germ, olive, castor and sesame oils), glycerol, tetrahydrofuryl alcohol, polyethylene glycols and fatty acid esters of sorbitan, and mixtures thereof.

In addition to inert diluents, the oral compositions can include adjuvants such as wetting agents, emulsifying and suspending agents, sweetening, flavoring, coloring, perfuming and preservative agents.

Suspensions, in addition to the active the 5-aminosalicylate compound may contain suspending agents as, for example, ethoxylated isostearyl alcohols, polyoxyethylene sorbitol and sorbitan esters, microcrystalline cellulose, aluminum metahydroxide, bentonite, agar-agar and tragacanth, and mixtures thereof.

Pharmaceutical compositions of the invention for rectal or vaginal administration may be presented as a suppository, which may be prepared by mixing the 5-aminosalicylate compound with one or more suitable nonirritating excipients or carriers comprising, for example, cocoa butter, polyethylene glycol, a suppository wax or a salicylate, and which is solid at room temperature, but liquid at body temperature and, therefore, will melt in the rectum or vaginal cavity and release the active agent.

Compositions of the present invention which are suitable for vaginal administration also include pessaries, tampons, creams, gels, pastes, foams or spray formulations containing such carriers as are known in the art to be appropriate.

Dosage forms for the topical or transdermal administration of the 5-aminosalicylate compound include powders, sprays, ointments, pastes, creams, lotions, gels, solutions, patches and inhalants. The 5-aminosalicylate compound may be mixed under sterile conditions with a pharmaceutically-acceptable carrier, and with any preservatives, buffers, or propellants which may be required.

The ointments, pastes, creams and gels may contain, in addition to the 5-aminosalicylate compound of the present invention, excipients, such as animal and vegetable fats, oils, waxes, paraffins, starch, tragacanth, cellulose derivatives, polyethylene glycols, silicones, bentonites, silicic acid, talc and zinc oxide, or mixtures thereof.

Powders and sprays can contain, in addition to the 5-aminosalicylate compound, excipients such as lactose, talc, silicic acid, aluminum hydroxide, calcium silicates and polyamide powder, or mixtures of these substances. Sprays can additionally contain customary propellants, such as chlorofluorohydrocarbons and volatile unsubstituted hydrocarbons, such as butane and propane.

The 5-aminosalicylate compound can be alternatively administered by aerosol. This is accomplished, for example, by preparing an aqueous aerosol, liposomal preparation or solid particles containing the compound. A nonaqueous (e.g., fluorocarbon propellant) suspension could be used. Sonic nebulizers are preferred because they minimize exposing the agent to shear, which can result in degradation of the compound.

Ordinarily, an aqueous aerosol is made by formulating an aqueous solution or suspension of the agent together with conventional pharmaceutically-acceptable carriers and stabilizers. The carriers and stabilizers vary with the requirements of the particular compound, but typically include nonionic surfactants (Tweens, Pluronics, or polyethylene glycol), innocuous proteins like serum albumin, sorbitan esters, oleic acid, lecithin, amino acids such as glycine, buffers, salts, sugars or sugar alcohols. Aerosols generally are prepared from isotonic solutions.

Transdermal patches have the added advantage of providing controlled delivery of the 5-aminosalicylate compound to the body. Such dosage forms can be made by dissolving or dispersing the agent in the proper medium. Absorption enhancers can also be used to increase the flux of the active ingredient across the skin. The rate of such flux can be controlled by either providing a rate controlling membrane or dispersing the active ingredient in a polymer matrix or gel.

Pharmaceutical compositions of the invention suitable for parenteral administration comprise one or more the 5-aminosalicylate compound in combination with one or more pharmaceutically-acceptable sterile isotonic aqueous or nonaqueous solutions, dispersions, suspensions or emulsions, or sterile powders which may be reconstituted into sterile injectable solutions or dispersions just prior to use, which may contain antioxidants, buffers, bacteriostats, solutes which render the formulation isotonic with the blood of the intended recipient or suspending or thickening agents.

Examples of suitable aqueous and nonaqueous carriers, which may be employed in the pharmaceutical compositions of the invention include water, ethanol, polyols (such as glycerol, propylene glycol, polyethylene glycol, and the like), and suitable mixtures thereof, vegetable oils, such as olive oil, and injectable organic esters, such as ethyl oleate. Proper fluidity can be maintained, for example, by the use of coating materials, such as lecithin, by the maintenance of the required particle size in the case of dispersions, and by the use of surfactants.

These compositions may also contain adjuvants such as preservatives, wetting agents, emulsifying agents and dispersing agents. Prevention of the action of microorganisms may be ensured by the inclusion of various antibacterial and antifungal agents, for example, paraben, chlorobutanol, phenol sorbic acid, and the like. It may also be desirable to include isotonic agents, such as sugars, sodium chloride, and the like into the compositions. In addition, prolonged absorption of the injectable pharmaceutical form may be brought about by the inclusion of agents that delay absorption such as aluminum monostearate and gelatin.

In some cases, in order to prolong the effect of a drug, it is desirable to slow the absorption of the drug from subcutaneous or intramuscular injection. This may be accomplished by the use of a liquid suspension of crystalline or amorphous material having poor water solubility. The rate of absorption of the drug then depends upon its rate of dissolution that in turn may depend upon crystal size and crystalline form. Alternatively, delayed absorption of a parenterally-administered drug form is accomplished by dissolving or suspending the drug in an oil vehicle.

Injectable depot forms are made by forming microencapsule matrices of the 5-aminosalicylate compound in biodegradable polymers such as polylactide-polyglycolide. Depending on the ratio of drug to polymer, and the nature of the particular polymer employed, the rate of drug release can be controlled. Examples of other biodegradable polymers include poly(orthoesters) and poly(anhydrides). Depot injectable formulations are

also prepared by entrapping the drug in liposomes or microemulsions which are compatible with body tissue.

When the 5-aminosalicylate compound are administered as pharmaceuticals, to humans and animals, they can be given per se or as a pharmaceutical composition containing, for example, 0.1 to 99.5% (more preferably, 0.5 to 90%) of active ingredient in combination with a pharmaceutically-acceptable carrier.

In some cases, to ameliorate, for example, simultaneously, conditions associated with the condition for which the 5-aminosalicylate compound is administered, such as pain, candida, dysphagia, odynophagia, mucositis, esophagitis, pneumonitis, stomatitis, or xerostomia, the 5-aminosalicylate compound may be formulated as a combination with other appropriate agents including but not limited to nystatin, ketoconazole, fluconazole, lidocaine, benzocaine, diphenhydramine, dimenhydrinate, azelastine, cetirizine, hydrocortisone, prednisone, prednisolone, dexamethasone, triamcinolone, beclomethosone, budesonide, mometasone, or other steroid, local anesthetic, anti-fungal, or antihistamine agents. This formulation may take the form of a viscous or non-viscous liquid, a topically applied compound, an aerosol, or an injectable.

Regardless of the route of administration selected, the 5-aminosalicylate compound, which may be used in a suitable hydrated form, and/or the pharmaceutical compositions of the present invention, are formulated into pharmaceutically-acceptable dosage forms by conventional methods known to those of skill in the art.

Actual dosage levels and time course of administration of the active ingredients in the pharmaceutical compositions of the invention may be varied so as to obtain an amount of the active ingredient which is effective to achieve the desired therapeutic response for a particular subject, composition, and mode of administration, without being toxic to the subject. Exemplary dosage forms are disclosed infra.

Kits

Kits are also provided herein, for example, kits for treating enteritis and/or diarrhea in a subject are provided. The kits may contain, for example, the 5-aminosalicylate compound composition and instructions for use. The instructions for use may contain proscribing information, dosage information, storage information, and the like.

Packaged compositions are also provided, and may comprise a therapeutically effective amount of the 5-aminosalicylate compound. The 5-aminosalicylate compound and

a pharmaceutically acceptable carrier or diluent, wherein the composition is formulated for treating a subject suffering from or susceptible to a bowel disorder, and packaged with instructions to treat a subject suffering from or susceptible to a bowel disorder.

5 EXAMPLES

It should be appreciated that the invention should not be construed to be limited to the example, which is now described; rather, the invention should be construed to include any and all applications provided herein and all equivalent variations within the skill of the ordinary artisan.

10

The systemic levels of balsalazide, 5-ASA and NASA were measured after a single 2.25 g (3 x 750 mg) oral dose of balsalazide disodium administered (1) as an intact capsule following an overnight fast, or (2) as an intact capsule following a high-fat breakfast. Healthy male subjects between 18 and 45 years of age, who were nonsmokers for at least 2 years prior to the study, and had a negative urine test for selected drugs of abuse and a negative alcohol (ETOH) were used. Study periods were separated by a minimum of 4 days. Standard pharmacokinetic parameters were computed from the plasma (C_{max} , T_{max} and AUC_{last}) and urine (% excreted and Clr) concentrations for balsalazide and its metabolites (5-ASA, N-Ac-5-ASA, 4-ABA and N-Ac-4-ABA) for the 17 subjects who completed the two study periods as per protocol. The full pharmacokinetic profiles observed for dosing under these two conditions are shown in Figure 1. The delay in appearance of and the lower levels of 5-ASA and NASA can clearly be observed. The standard pharmacokinetic parameters are shown for both dosing conditions in Table 1.

25 Table 1. Summary of Pharmacokinetic Parameters in BZPK1001

	Treatment A Fasting	Treatment B High-fat Diet	A vs. B p value ^a
	n = 17	n = 17	
C_{max} (ng/mL)			
Balsalazide	511.5 ± 323.18	446.3 ± 389.90	0.187
5-ASA	218.3 ± 116.98	111.8 ± 135.93	<0.001
N-Ac-5-ASA	871.1 ± 385.21	642.1 ± 534.46	0.001
4-ABA	13.2 ± 6.76	12.1 ± 8.61	0.279
N-Ac-4-ABA	42.4 ± 18.57	42.7 ± 27.96	0.609
AUC_{last} (ng·hr/mL)			
Balsalazide	1353.9 ± 726.63	1522.6 ± 1006.20	0.193
5-ASA	2587.3 ± 1463.56	2096.4 ± 2577.31	0.019
N-Ac-5-ASA	17859.8 ± 8145.31	17727.2 ± 13720.51	0.173

	Treatment A Fasting	Treatment B High-fat Diet	A vs. B p value ^a
	n = 17	n = 17	
4-ABA	288.0 ± 158.11	302.0 ± 262.07	0.378
N-Ac-4-ABA	1110.3 ± 436.58	1127.8 ± 778.07	0.404
T_{max} (h)			
Balsalazide	0.8 ± 0.85	1.2 ± 1.11	0.068
5-ASA	8.2 ± 1.98	22.0 ± 8.23	<0.001
N-Ac-5-ASA	9.9 ± 2.49	20.2 ± 8.94	<0.001
4-ABA	12.7 ± 9.46	24.0 ± 8.51	0.003
N-Ac-4-ABA	20.5 ± 12.30	25.4 ± 7.41	0.085

^a p value derived from Dunnett's test for multiple comparisons for log-transformed C_{max} and AUC_{last}, and from Wilcoxon Rank-Sum test for observed values of T_{max}.

When dosed with a standard high fat meal, significant decreases were seen in the systemic levels of 5-ASA and NASA as measured by the C_{max} parameter. A significant decrease was also observed in the systemic levels of 5-ASA as measured by AUC_{last}. Dosing with food therefore allows for less systemic exposure to the total of the mesalamine products 5-ASA and NASA, as is preferred for reducing the side effect profile of balsalazide. Table 1 also shows that dosing with food significantly delays the T_{max}, which is a measure of the time to appearance in plasma of 5-ASA (8.2 hr vs 22.0 hr) and NASA (9.9 hr vs 20.2 hr). This delay is indicative of a slower transit of the drug through the GI tract..

The data from the food effect study is also displayed in Table 2 as a ratio of the values observed for the fed state divided by those observed for the fasted state. The magnitude of the decrease in C_{max} and AUC_{last} can clearly be seen in this data display.

Table 2. Ratios and 90% Confidence Intervals of Different Treatments for Plasma Pharmacokinetics for Balsalazide, 5-ASA, and N-Ac-5-ASA

	Treatment B/A ^a		
	Ratio	Lower Limit	Upper Limit
C_{max}^b			
Balsalazide	0.791	0.597	1.048
5-ASA	0.427	0.294	0.620
N-Ac-5-ASA	0.639	0.505	0.809
AUC_{last}^b			
Balsalazide	1.146	0.971	1.352
5-ASA	0.589	0.401	0.864
N-Ac-5-ASA	0.819	0.649	1.034

^a Treatment A = Fasted; Treatment B = High Fat Breakfast; Treatment C = Sprinkled on Applesauce

^b Ratio estimates and 90% CIs from ANOVA fitting mixed model using log-transformed values: log (parameter) = study group period treatment subject (study group), where subject (study group) was a random effect, comparing high-fat diet vs. fasting, sprinkled vs. fasting, and sprinkled vs. high-fat diet.

The observed prolongation of T_{max} and therefore slower transit through the GI could result in an increased exposure of the colonic mucosa to the therapeutically active 5-ASA. If this occurred, one would expect a change in the ratio of NASA to ASA as seen in the plasma. To test this possibility the plasma ratios of NASA to 5-ASA were examined. These data are shown in Figure 2.

The data of Figure 2 show that the systemic ratio of NASA to 5-ASA increases when balsalazide is given to subjects that have been fed compared to subjects that have fasted. It is therefore concluded that administering balsalazide to subjects in the presence of food prolongs the transit of 5-ASA in the colon and allows a greater conversion of 5-ASA to NASA. The increased contact of 5-ASA with the colonic mucosa can increase efficacy of the drug. The lower systemic 5-ASA levels can decrease the side effect profile. Therefore dosing UC subjects with balsalazide concurrently with food is a preferred but unexpected dose regimen.

What is claimed is:

1. A method of increasing the bioavailability of balsalazide and metabolites 5-aminosalicylate acid (5-ASA) and N-acetyl-5-ASA (NASA) comprising administering to the subject a therapeutically effective amount of a solid dosage form of balsalazide with food, wherein administering with food comprises administering the solid dosage form within 30 minutes prior to 2 hours after eating a meal, wherein the bioavailability of balsalazide, 5-ASA or NASA is increased compared to administering balsalazide without food, and wherein the method decreases the systemic adsorption of the 5-ASA and NASA metabolites.

2. The method according to claim 1, wherein the increase in bioavailability is due to one or more of:

a delay of the transit of the balsalazide, 5-ASA or NASA in the colon of a subject;

a decrease in the systemic level of 5-ASA or NASA in a subject;

increasing conversion of balsalazide to 5-ASA and 5-ASA to NASA in a subject;

increasing the systemic ratio of NASA to 5-ASA in a subject;

a decrease in the maximal plasma concentration (C_{max}) of at least one of the following in a subject: balsalazide by a ratio of from between about 0.497 to about 1.048, 5-ASA by a ratio of from between about 0.292 and about 0.620, and NASA by a ratio of from between about 0.473 and about 0.809; or,

a delay in T_{max} of at least one of the following in a subject: balsalazide from between about 0.09 to about 2.31 hours, 5-ASA from between about 13.77 to about 30.23 hours, and NASA from between about 11.26 to about 29.14 hours in a subject; and

a decrease in the extent of absorption (AUC_{last}) of at least one of the following in a subject: 5-ASA from between about -480.91 to about 4673.71 ng·hr/mL or by a ratio of from between about 0.401 to about 0.864, and NASA from between about 4006.69 to about 31447.71 ng·hr/mL or by a ratio of from between about 0.649 to about 1.034 in a subject.

3. The method according to any one of claims 1 - 2, wherein the therapeutically effective amount comprises from between about 6.25 mg to about 14000 mg/day.

4. The method according to any one of claims 1 - 2, wherein the therapeutically effective amount comprises from between about 750 mg to about 6750 mg/day.

5. The method according to any one of claims 1 - 2, wherein the therapeutically effective amount is a dosage regimen of three tablets of the formulation three times each day, wherein each tablet comprises about 750 mg of balsalazide.
6. The method according to any one of claims 1 - 2, wherein the therapeutically effective amount is a dosage regimen of two tablets of the formulation three times each day, wherein each tablet comprises about 1125 mg of balsalazide.
7. The method according to any one of claims 1 - 2, wherein the therapeutically effective amount is a dosage regimen of one tablet three times each day, wherein each tablet comprises about 2250 mg of balsalazide.
8. The method according to any one of claims 1 - 2, wherein the therapeutically effective amount is a dosage regime ranging from between about 1 to about 14 g per 70 kg body weight per day.
9. The method according to any one of claims 1 - 2, wherein the administration to the subject is substantially at the same time as the consumption of the food.
10. The method according to any one of claims 1 - 2, wherein the therapeutically effective amount comprises a pharmaceutical composition in the form of a tablet or capsule.
11. A method of decreasing the rate and extent of absorption of an oral dosage form of balsalazide as measured by the drug concentration or metabolite thereof attained in the blood stream over time in a subject comprising, administering to the subject a therapeutically effective amount of balsalazide in a pharmaceutical composition with food.
12. The method according to claim 11, wherein the balsalazide is from a container comprising labeling advising that administration with food results in a decrease in the maximal plasma concentration (C_{max}) and extent of absorption (AUC_{last}) of balsalazide compared to administration without food.
13. A method of treating a gastrointestinal disease or disorder comprising: administering to a subject in need of treatment a therapeutically effective amount of balsalazide with food,

wherein said administering with food comprises administering balsalazide within 30 minutes prior to 2 hours after eating a meal, and wherein the administration results in an increase in the bioavailability of balsalazide and metabolites 5-aminosalicylic acid (5-ASA) and N-acetyl-5-ASA (NASA) to the colon of the subject as compared to administration of balsalazide in a fasted state.

14. The method according to claim 13, wherein the balsalazide is administered from a container providing information that administration of balsalazide with food results in one or more of:

- a delay in the transit of the balsalazide, 5-ASA or NASA in the colon of the subject;
- a decrease in the systemic level of one or more of 5-ASA or NASA in a subject;
- a delay in T_{max} of one or more of balsalazide, 5-ASA or NASA in a subject;
- a decrease in the extent of absorption (AUC_{last}) of one or more of 5-ASA or NASA in a subject;
- a decrease in the C_{max} of one or more of 5-ASA or NASA in a subject;
- an increase in the conversion of balsalazide to 5-ASA and 5-ASA to NASA in a subject; and
- an increase in the systemic ratio of NASA to 5-ASA in a subject.

15. The method according to any one of claims 13-14, wherein the balsalazide is provided in tablet form.

16. The method according to any one of claims 13-14, wherein the balsalazide is provided in 750 mg tablet form.

17. The method according to claim 14, wherein the container information advises that the administration of the balsalazide with food results in a decrease in the C_{max} of about 10 to about 70%.

18. The method according to claim 14, wherein the container information advises that the administration of the balsalazide with food results in a decrease in the AUC_{last} of about 10 to about 70%.

19. The method according to claim 14, wherein the container information further advises that the administration of the balsalazide with food results in an increase in a systemic ratio of NASA to 5-ASA of about 10 to about 100%.
20. The method according to claim 13, further comprising informing the subject that the administration of a therapeutically effective amount of balsalazide in a pharmaceutical composition with food results in an increase in the bioavailability of balsalazide and metabolites 5-ASA and NASA.
21. The method according to claim 13, wherein the therapeutically effective amount comprises from between about 6.25 mg to about 14000 mg/day; or from between about 750 mg to about 6750 mg/day; or from between about 1100 mg to about 13200 mg/day.
22. The method according to claim 13, wherein the therapeutically effective amount is a dosage regimen of three capsules of the formulation three times each day, wherein each capsule comprises about 750 mg of balsalazide.
23. The method according to claim 13, wherein the therapeutically effective amount is a dosage regimen of three tablets of the formulation two times each day, wherein each tablet comprises about 1100 mg of balsalazide.
24. The method according to claim 13, wherein the therapeutically effective amount is a dosage regimen of one capsule three times each day, wherein each capsule comprises about 750 mg of balsalazide.
25. The method according to claim 13, wherein the food comprises one or more of applesauce or a high-fat meal.
26. The method according to claim 13, wherein the gastrointestinal disorder comprises one or more of mild to moderately active ulcerative colitis, radiation proctosigmoiditis, and colon cancer.

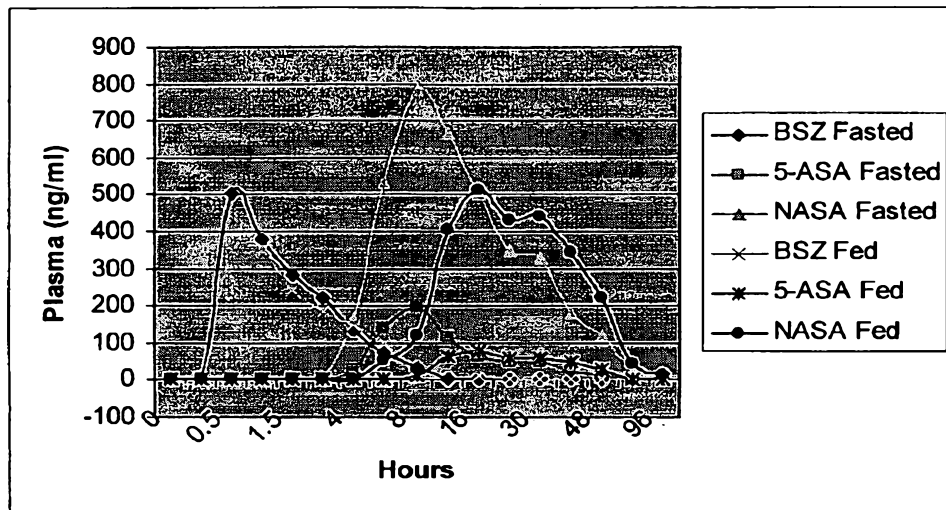


FIGURE 1

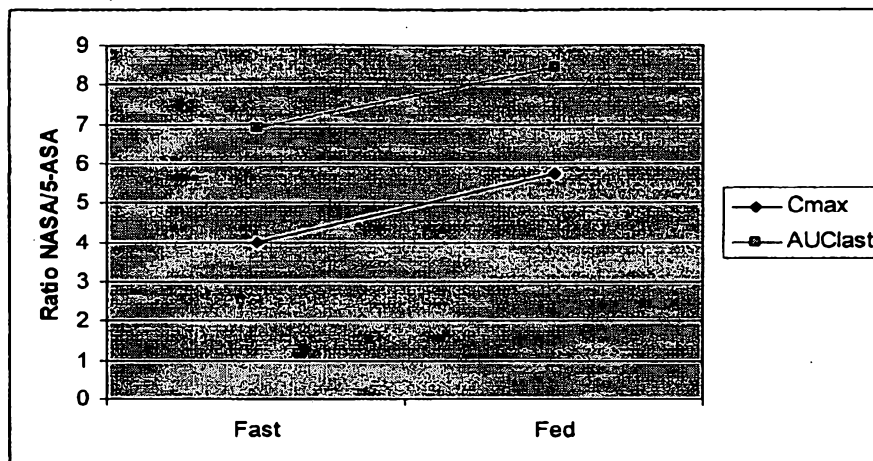


FIGURE 2