



US00D535310S

(12) **United States Design Patent**
Kuwae et al.

(10) **Patent No.:** **US D535,310 S**

(45) **Date of Patent:** **** Jan. 16, 2007**

(54) **CABIN OF A TRACTOR**

(75) Inventors: **Junta Kuwae, Sakai (JP); Tomeo Umemoto, Osaka (JP); Koichi Hasegawa, Kobe (JP)**

(73) Assignee: **Kubota Corporation, Osaka (JP)**

(**) Term: **14 Years**

(21) Appl. No.: **29/241,506**

(22) Filed: **Oct. 27, 2005**

(30) **Foreign Application Priority Data**

Sep. 28, 2005 (JP) 2005-028071

(51) **LOC (8) Cl.** **15-03**

(52) **U.S. Cl.** **D15/30**

(58) **Field of Classification Search** D15/10,
D15/22-26, 28, 30, 31; 180/89.11, 89.12,
180/89.13, 89.19, 900; 296/190.01, 190.08,
296/210, 190, 202

See application file for complete search history.

(56) **References Cited**

U.S. PATENT DOCUMENTS

D245,697 S	*	9/1977	Skyer et al.	D15/30
D245,698 S	*	9/1977	Skyer et al.	D15/30
D249,523 S	*	9/1978	Segales	D15/30
D258,823 S	*	4/1981	Skyer et al.	D15/30
D275,199 S	*	8/1984	Schmidt et al.	D15/30

D297,142 S	*	8/1988	Funabashi et al.	D15/30
D297,329 S	*	8/1988	Monehaie et al.	D15/30
D304,589 S	*	11/1989	Lanphere et al.	D15/30
D312,827 S	*	12/1990	Boddin et al.	D15/30
D317,011 S	*	5/1991	Boddin et al.	D15/30
D384,358 S	*	9/1997	Smith	D15/30
D439,586 S	*	3/2001	Moehle et al.	D15/33
D497,920 S	*	11/2004	Antonetti	D15/30

* cited by examiner

Primary Examiner—Mitchell Siegel

Assistant Examiner—Mark Goodwin

(74) *Attorney, Agent, or Firm*—The Webb Law Firm

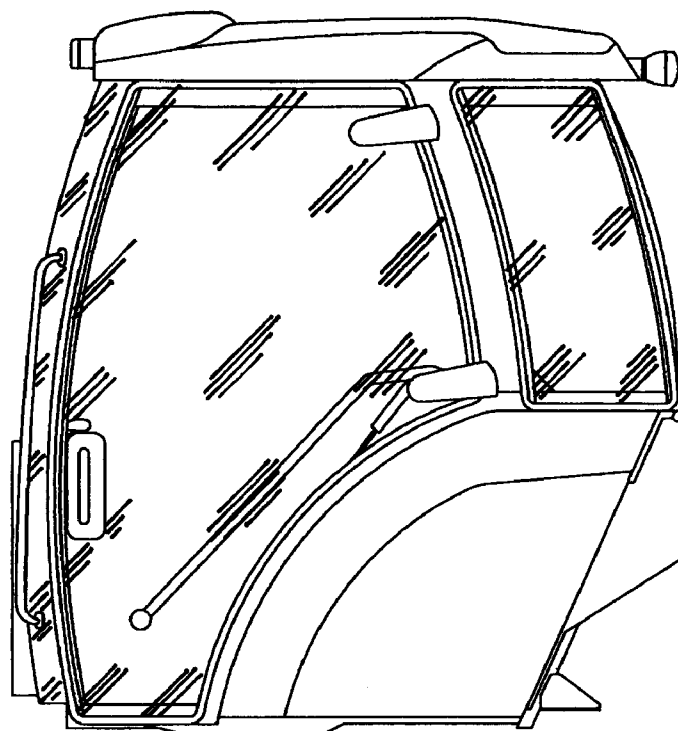
(57) **CLAIM**

The ornamental design for a cabin of a tractor, as shown and described.

DESCRIPTION

FIG. 1 is a right side view of a cabin of a tractor showing our new design; the left side view being a mirror image thereof; FIG. 2 is a front view thereof; FIG. 3 is a rear view thereof; FIG. 4 is a top view thereof; FIG. 5 is a bottom view thereof; and, FIG. 6 is a right side view with broken lines illustrating the environment in which the cabin is used. The broken lines showing the tractor in FIG. 6 are for illustrative purposes only and form no part of the claimed design.

1 Claim, 6 Drawing Sheets



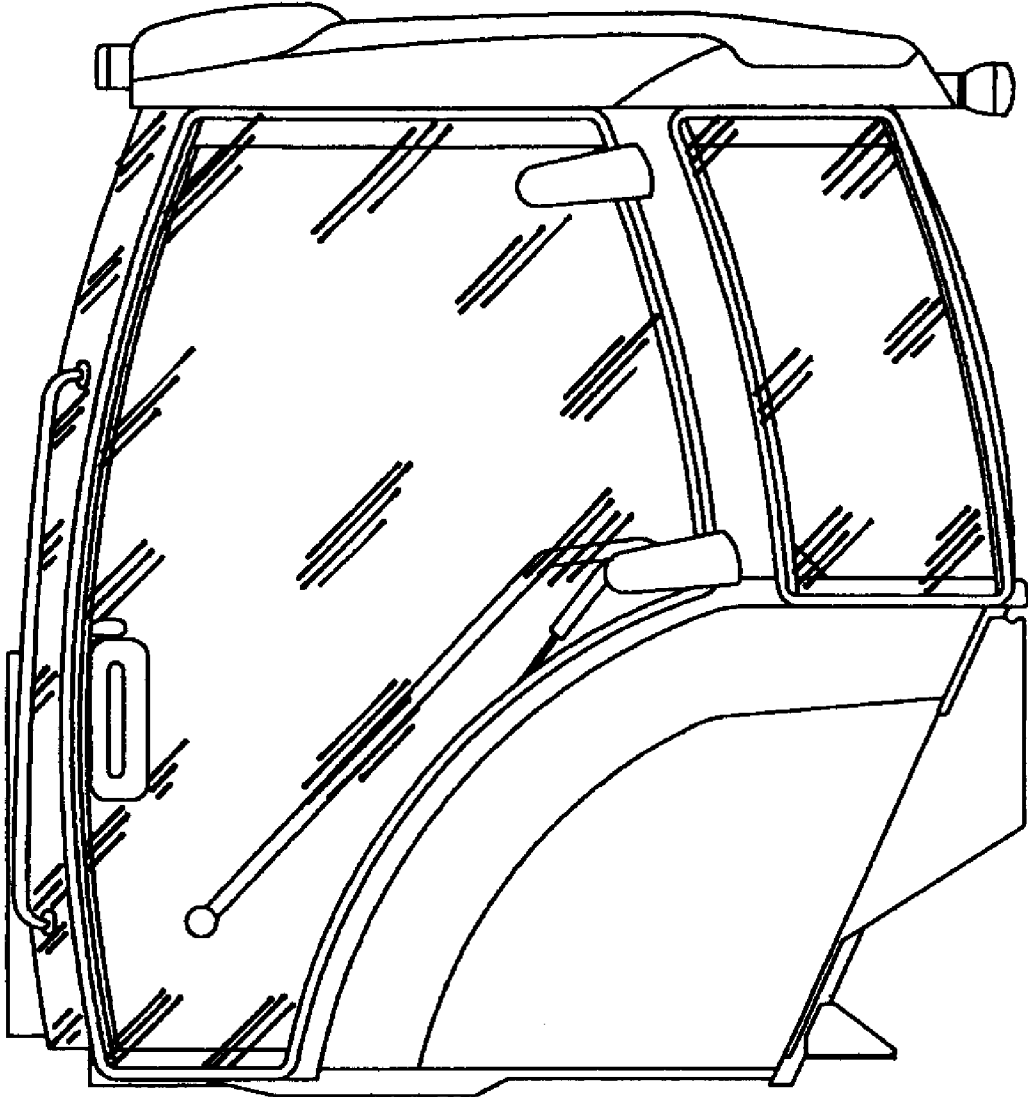


Fig. 1

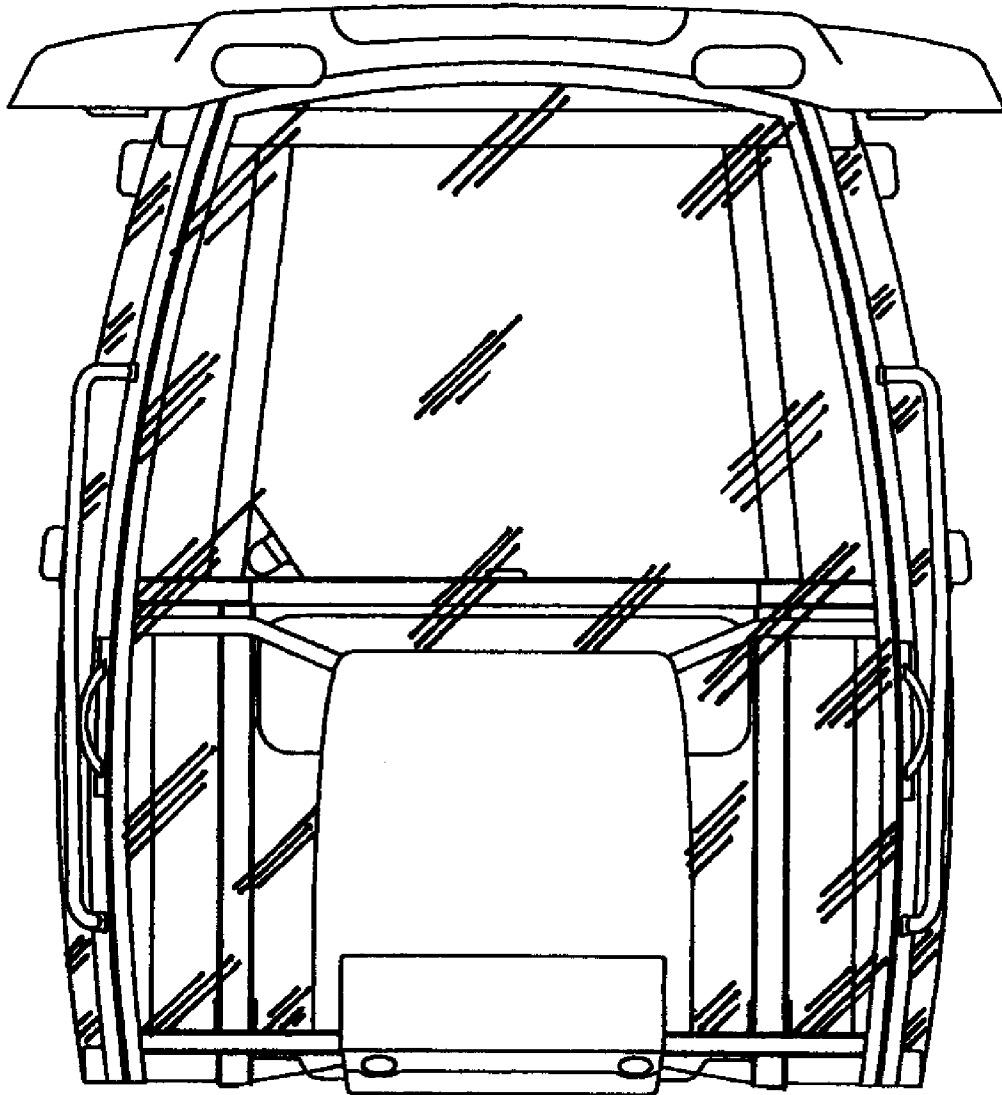


Fig.2

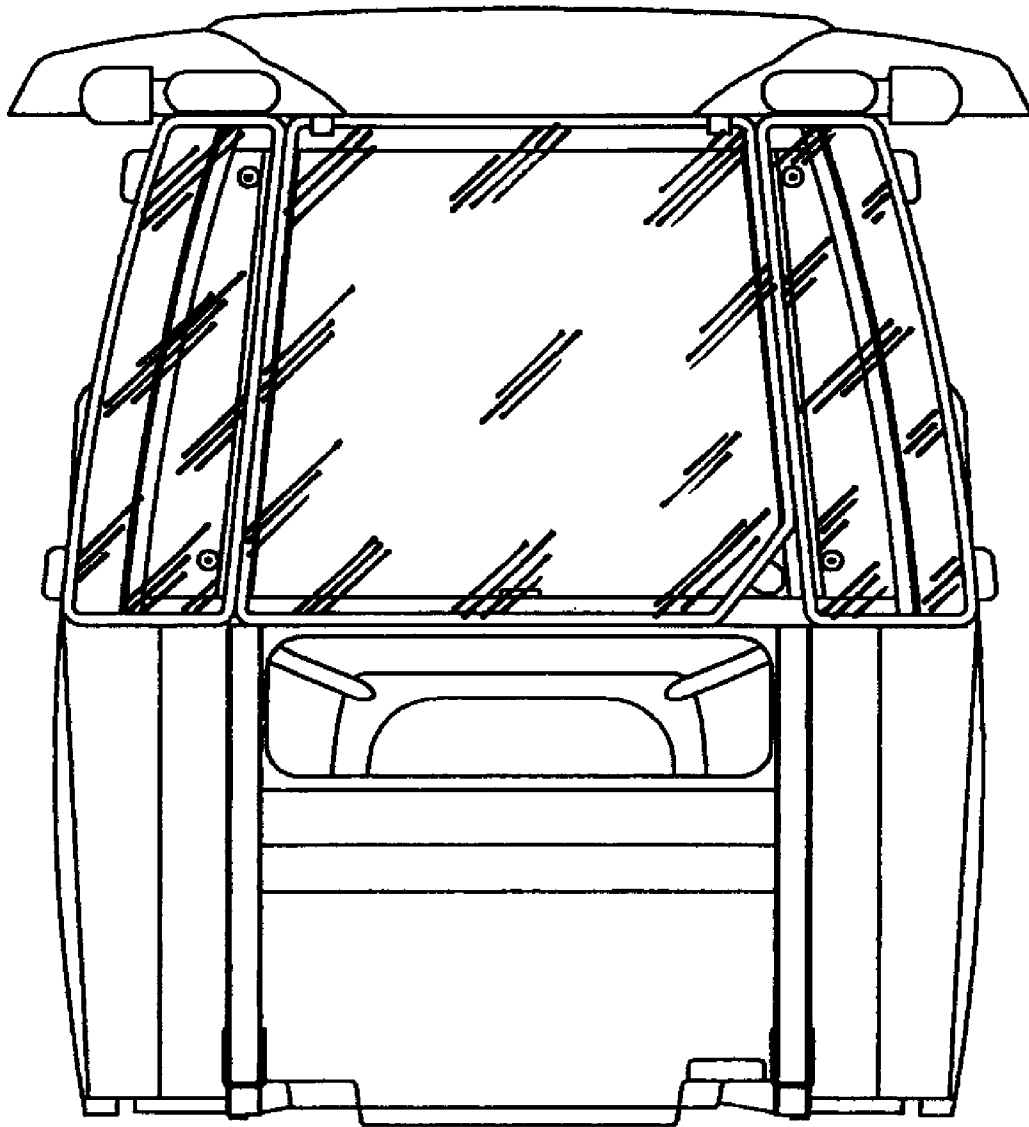


Fig. 3

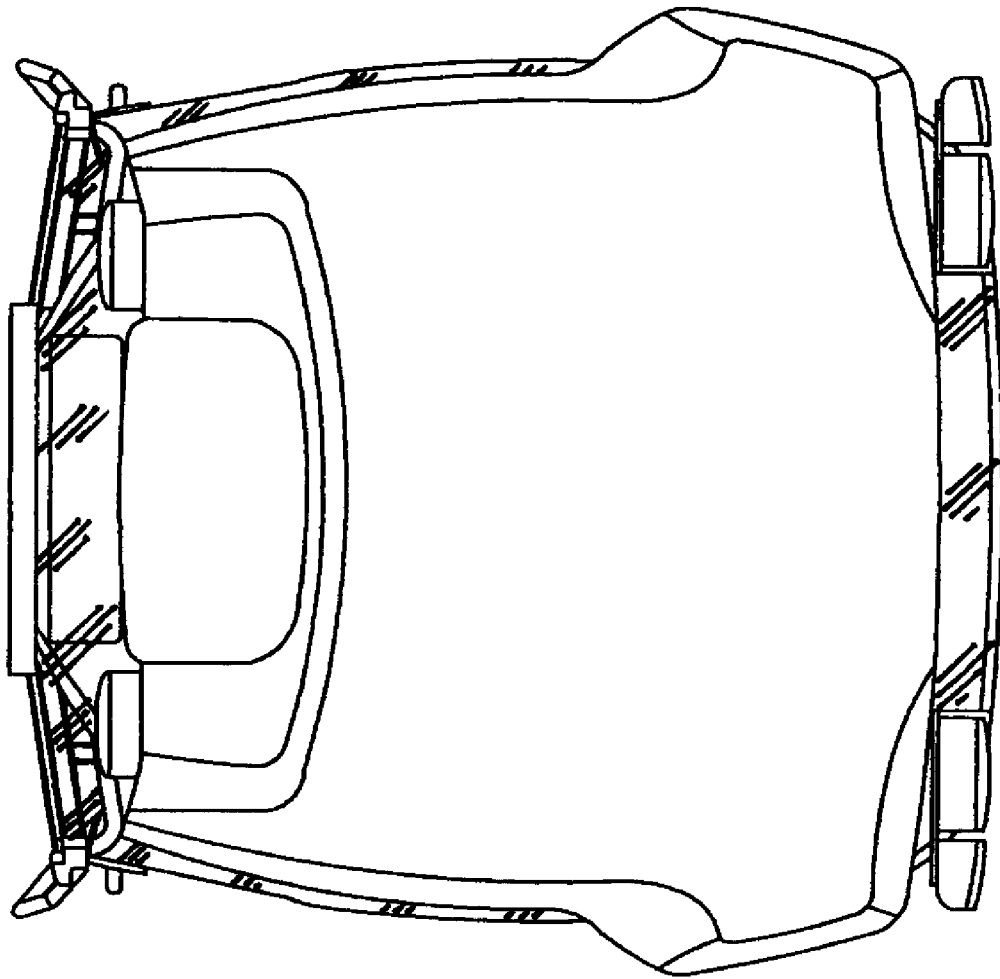


Fig. 4

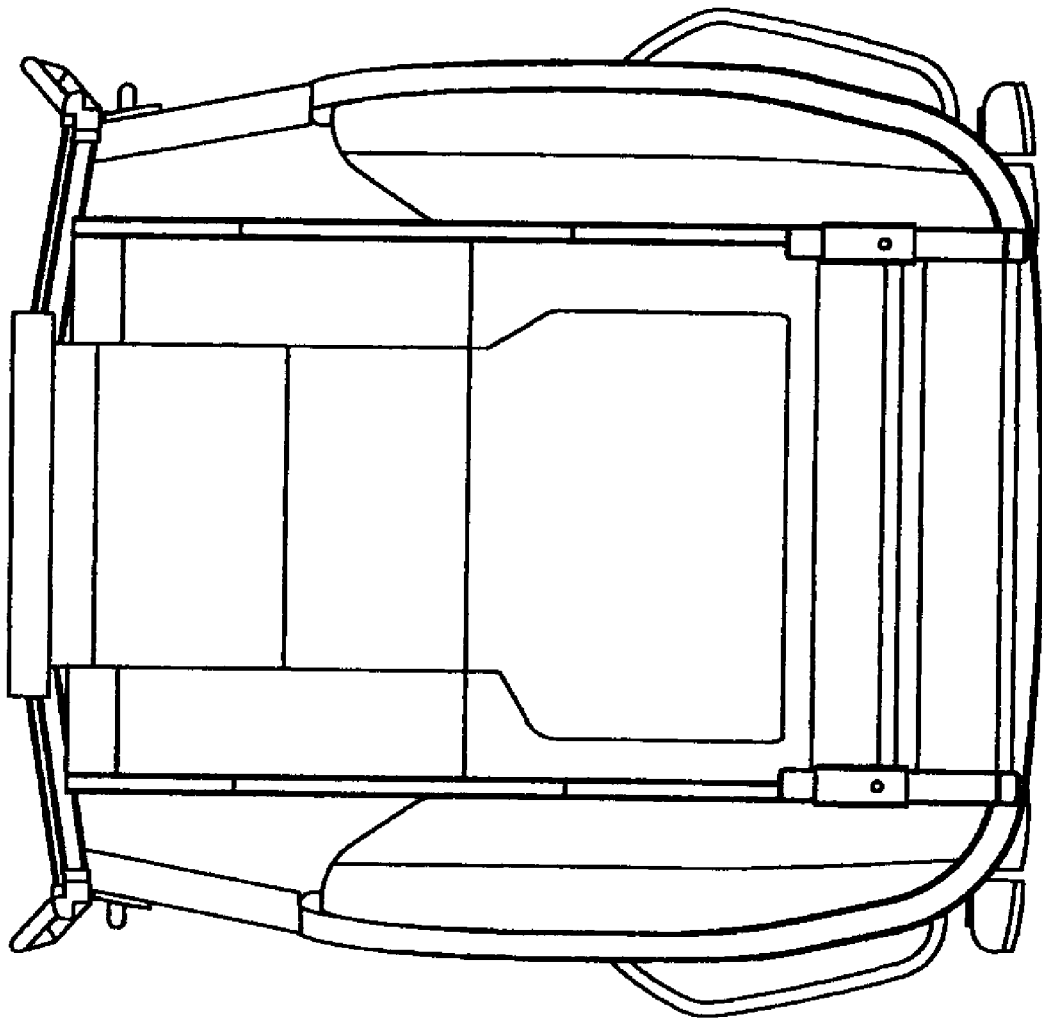


Fig. 5




Fig. 6