

(12) **United States Patent**
Murdoch et al.

(10) **Patent No.:** **US 11,394,713 B2**
(45) **Date of Patent:** **Jul. 19, 2022**

- (54) **DID DELEGATION/REVOCATION TO ANOTHER DID**
- (71) Applicant: **MICROSOFT TECHNOLOGY LICENSING, LLC**, Redmond, WA (US)
- (72) Inventors: **Brandon Murdoch**, Reading (GB); **Ankur Patel**, Sammamish, WA (US)
- (73) Assignee: **Microsoft Technology Licensing, LLC**, Redmond, WA (US)
- (*) Notice: Subject to any disclaimer, the term of this patent is extended or adjusted under 35 U.S.C. 154(b) by 387 days.

2004/0205243 A1* 10/2004 Hurvig H04L 29/12132
709/245
2016/0063223 A1* 3/2016 Raley G06F 21/12
705/51
2019/0207995 A1 7/2019 Gonzales, Jr.
2019/0230092 A1 7/2019 Patel et al.
2020/0204557 A1* 6/2020 Singh G06F 21/577
2020/0387619 A1* 12/2020 Murdoch G06F 16/252

(21) Appl. No.: **16/546,712**
(22) Filed: **Aug. 21, 2019**

OTHER PUBLICATIONS
“International Search Report and Written Opinion Issued in PCT Application No. PCT/US20/037110”, dated Sep. 25, 2020, 12 Pages. (MS# 407068-WO-PCT).

(65) **Prior Publication Data**
US 2021/0058400 A1 Feb. 25, 2021

* cited by examiner

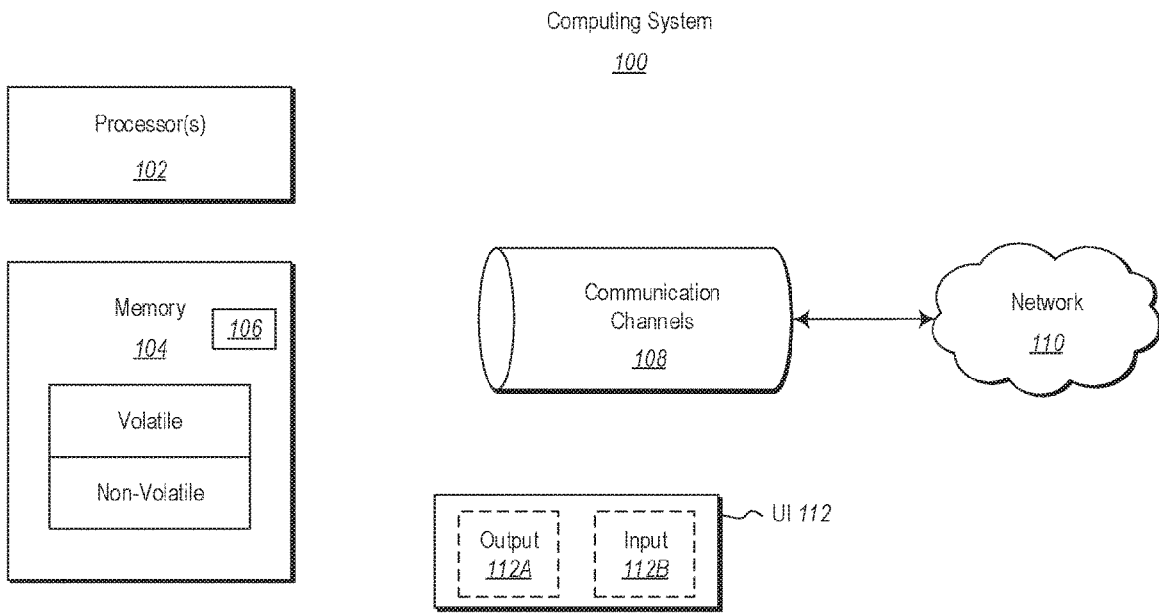
Primary Examiner — Ponnoreay Pich
(74) *Attorney, Agent, or Firm* — Workman Nydegger

- (51) **Int. Cl.**
H04L 9/40 (2022.01)
G06Q 20/08 (2012.01)
- (52) **U.S. Cl.**
CPC **H04L 63/102** (2013.01); **G06Q 20/0855**
(2013.01); **H04L 63/108** (2013.01)
- (58) **Field of Classification Search**
CPC H04L 63/102
See application file for complete search history.

(57) **ABSTRACT**
Delegating use of a DID from a first DID owner to a second DID owner. An indication is received that a first DID owner desires to delegate use of a DID owned by the first DID owner to a second DID owner. This may allow the second DID owner to act on behalf of the first DID owner in interactions with third-party entities. A signed claim is generated that specifies that the first DID owner has delegated use of the DID to the second DID owner. The signed claim identifies the DID owned by the first DID owner and defines a scope of permission for the second DID owner when the second DID owner uses the delegated DID on behalf of the first DID owner. The signed claim may then be provided to the second DID owner.

- (56) **References Cited**
U.S. PATENT DOCUMENTS
11,025,626 B1* 6/2021 Todd H04L 63/108
2003/0229783 A1* 12/2003 Hardt H04L 63/102
713/155

20 Claims, 7 Drawing Sheets



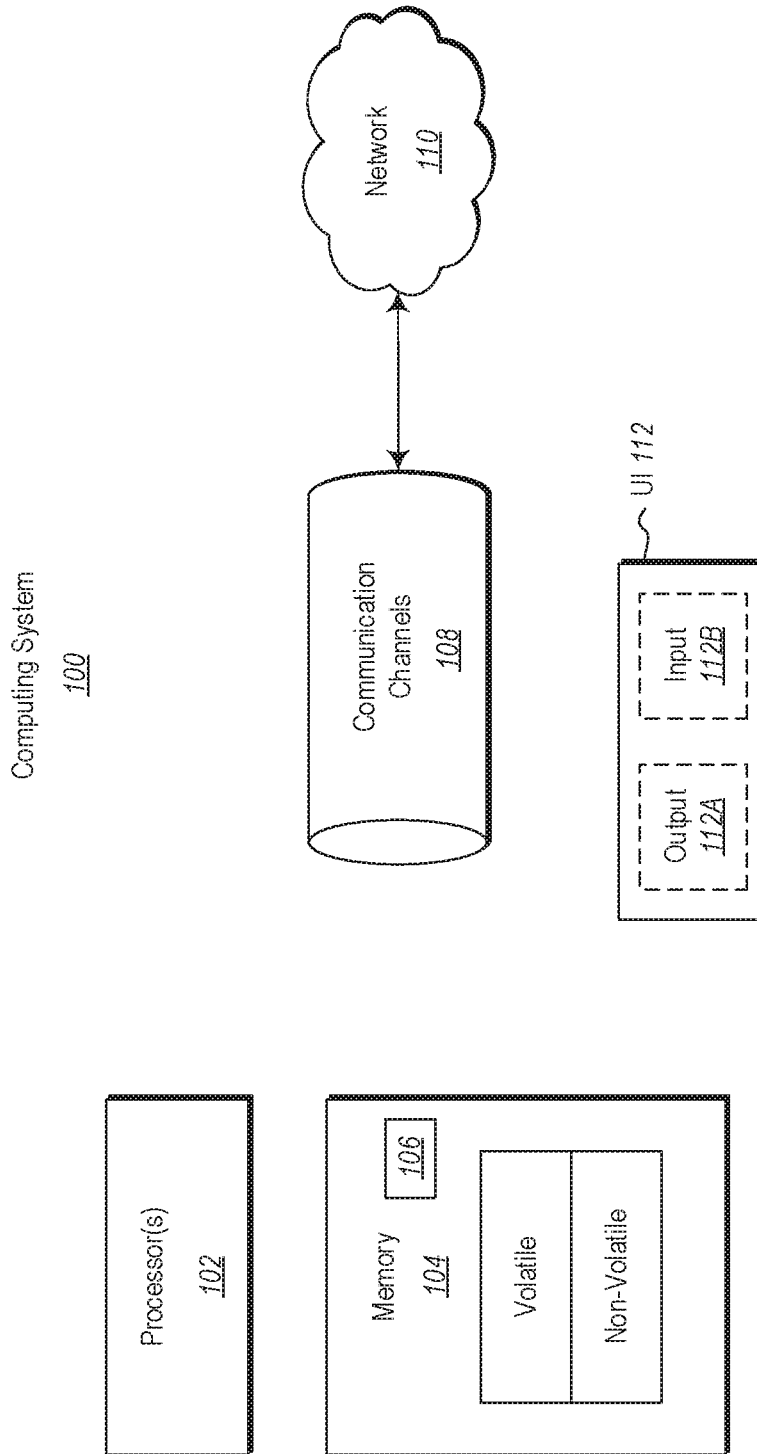


FIG. 1

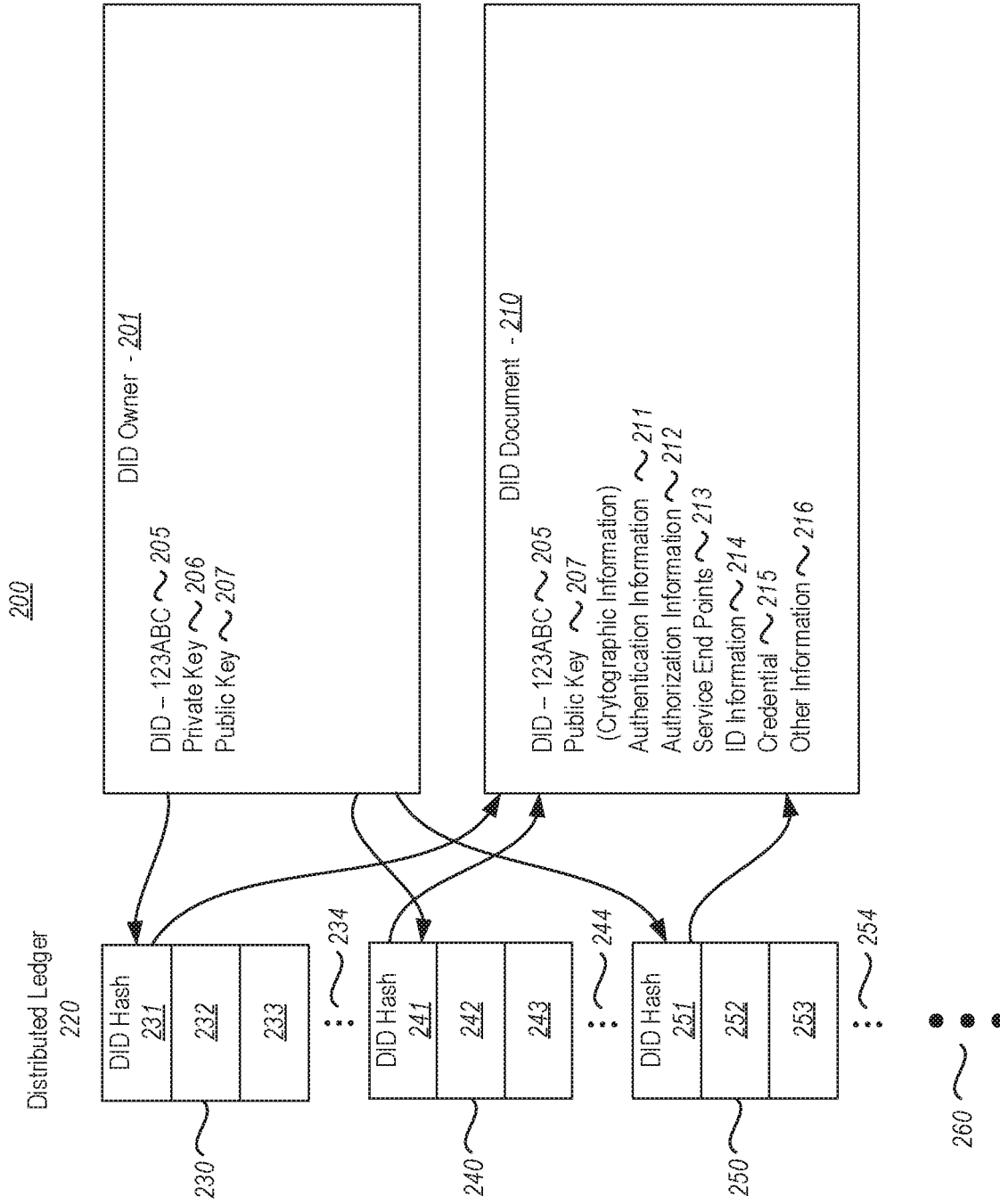


FIG. 2

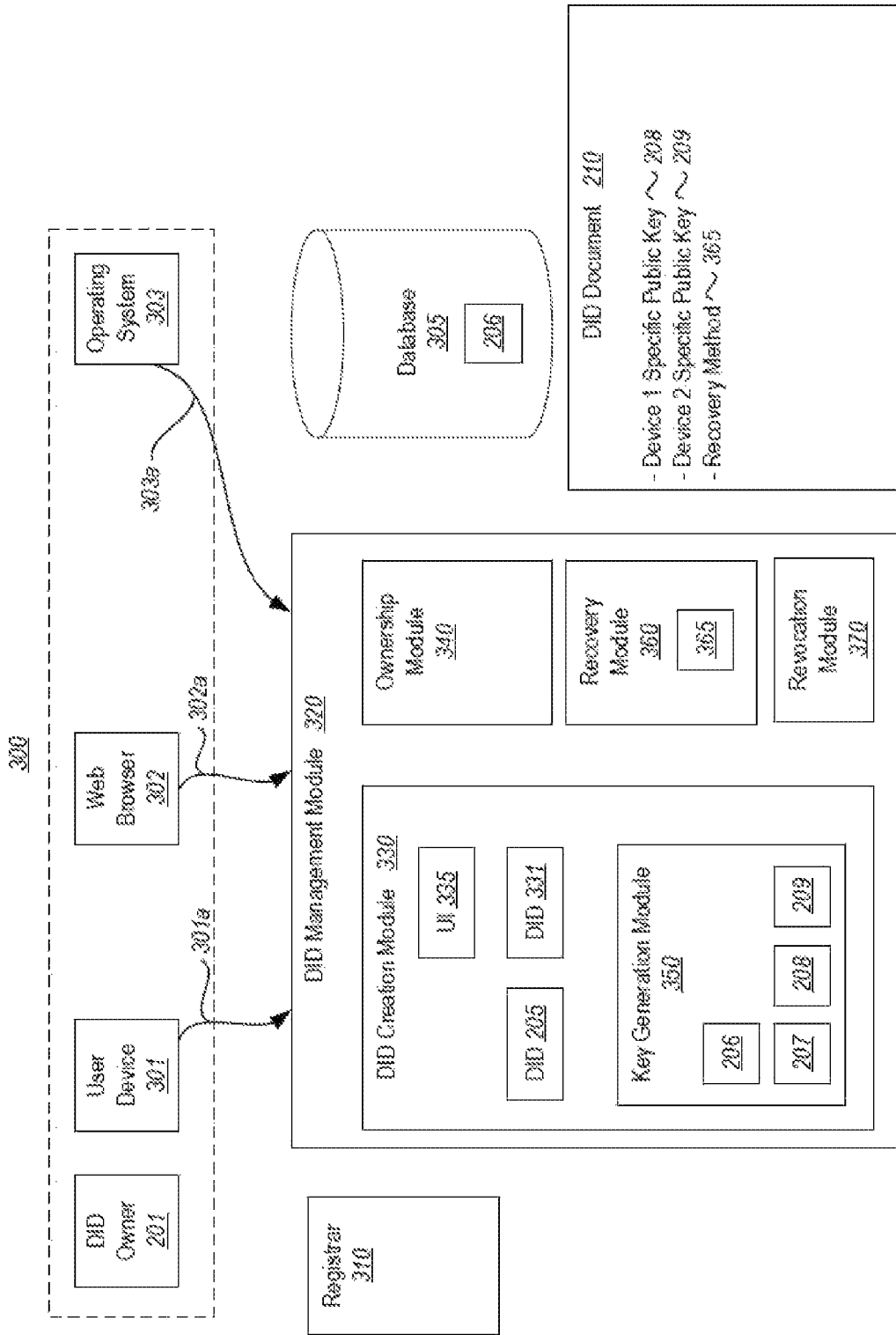


FIG. 3

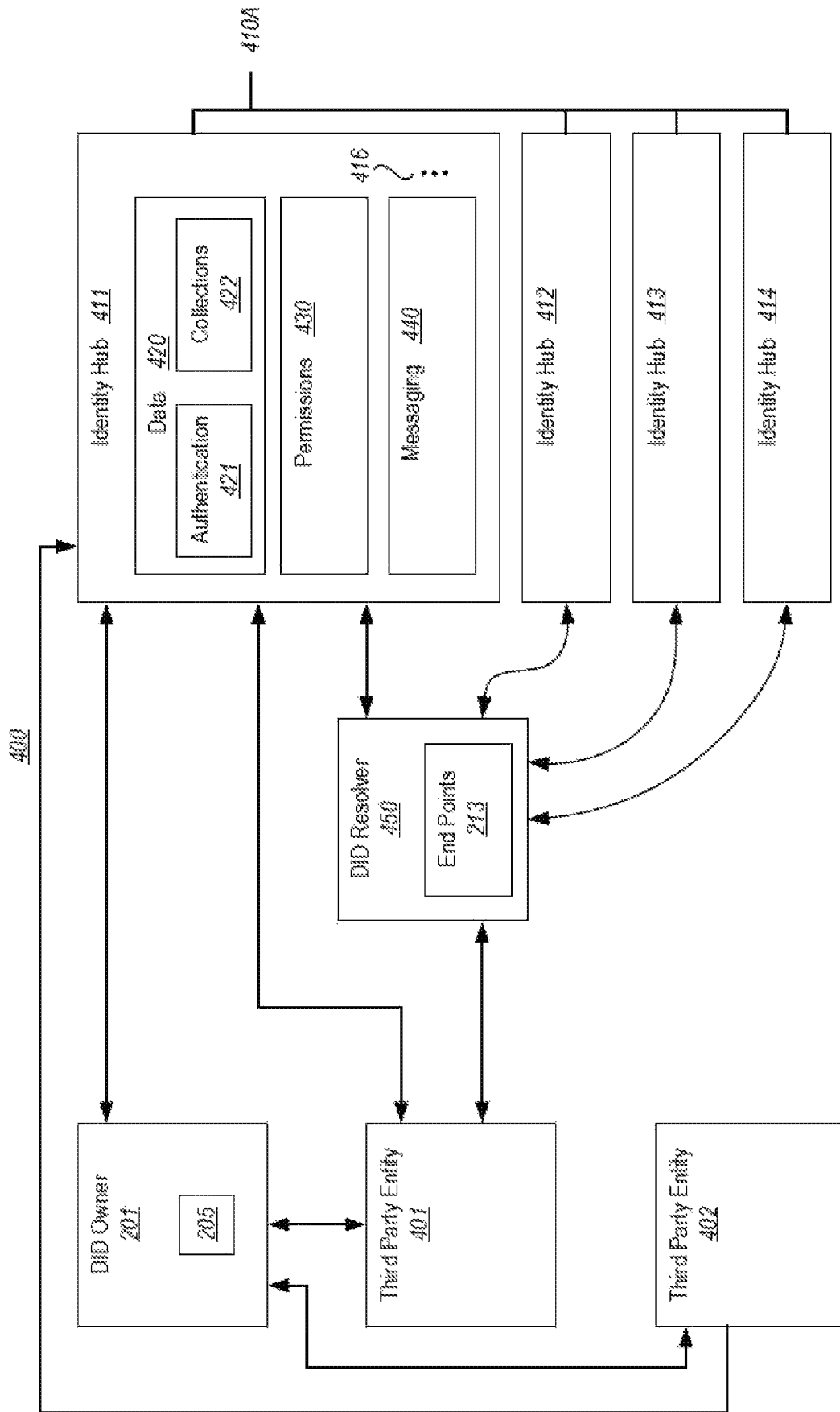


FIG. 4

500

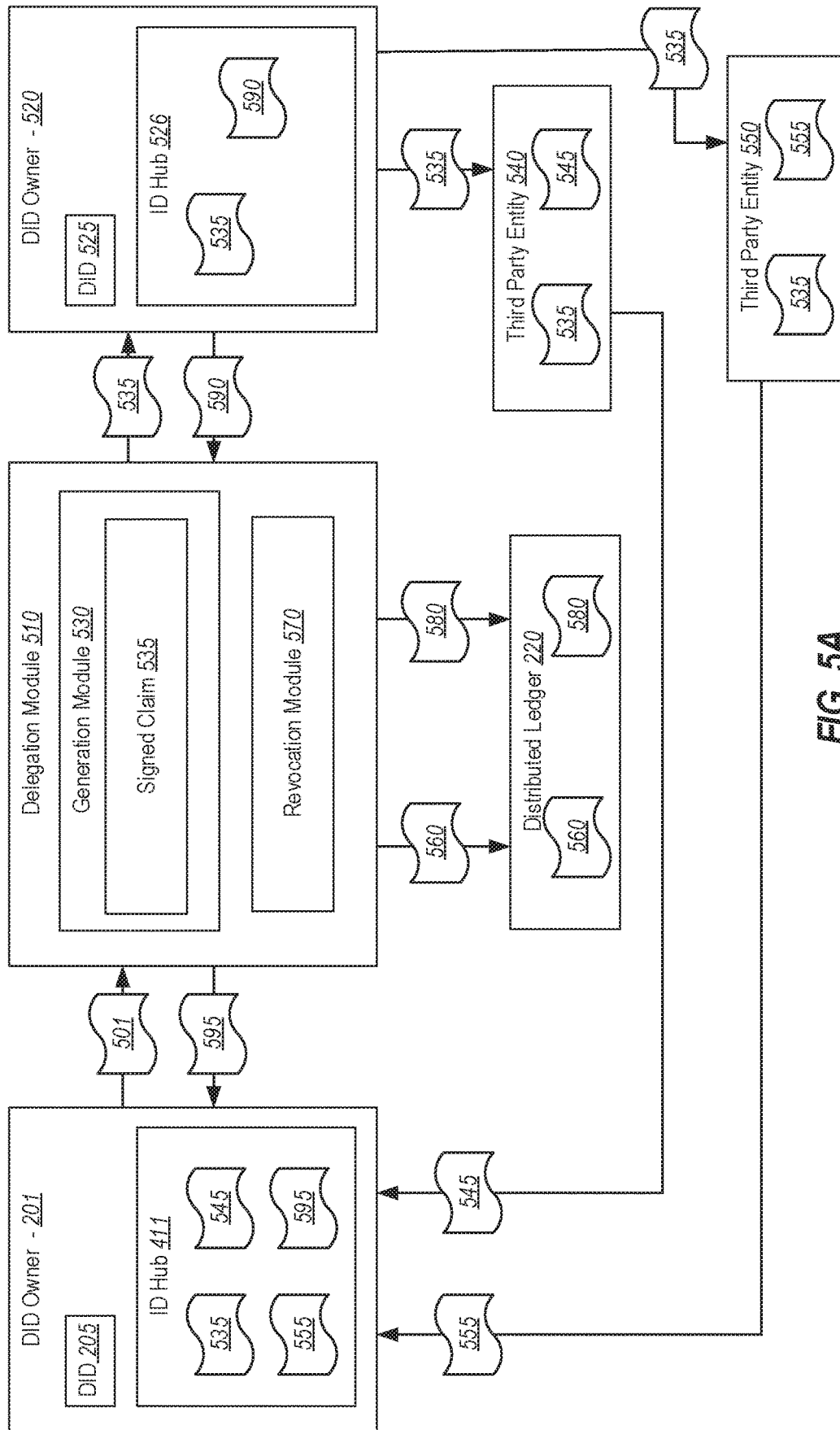


FIG. 5A

500

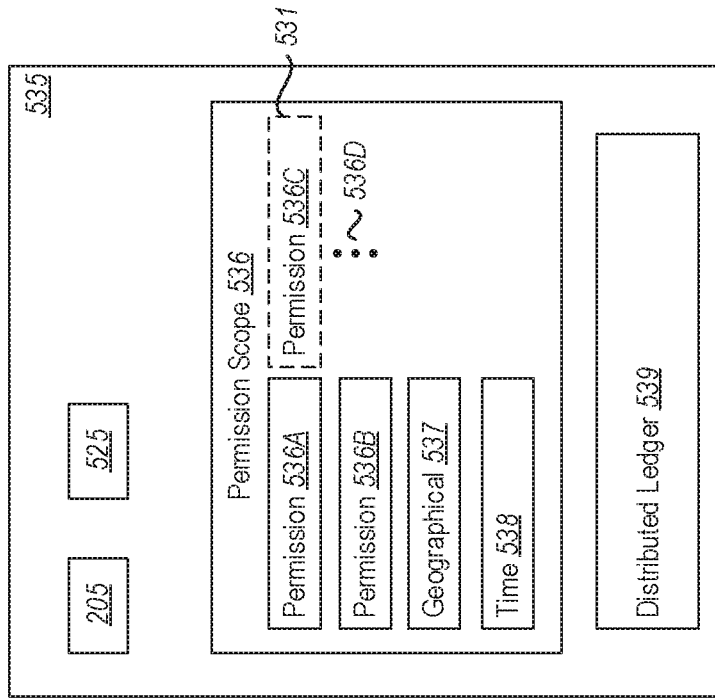


FIG. 5B

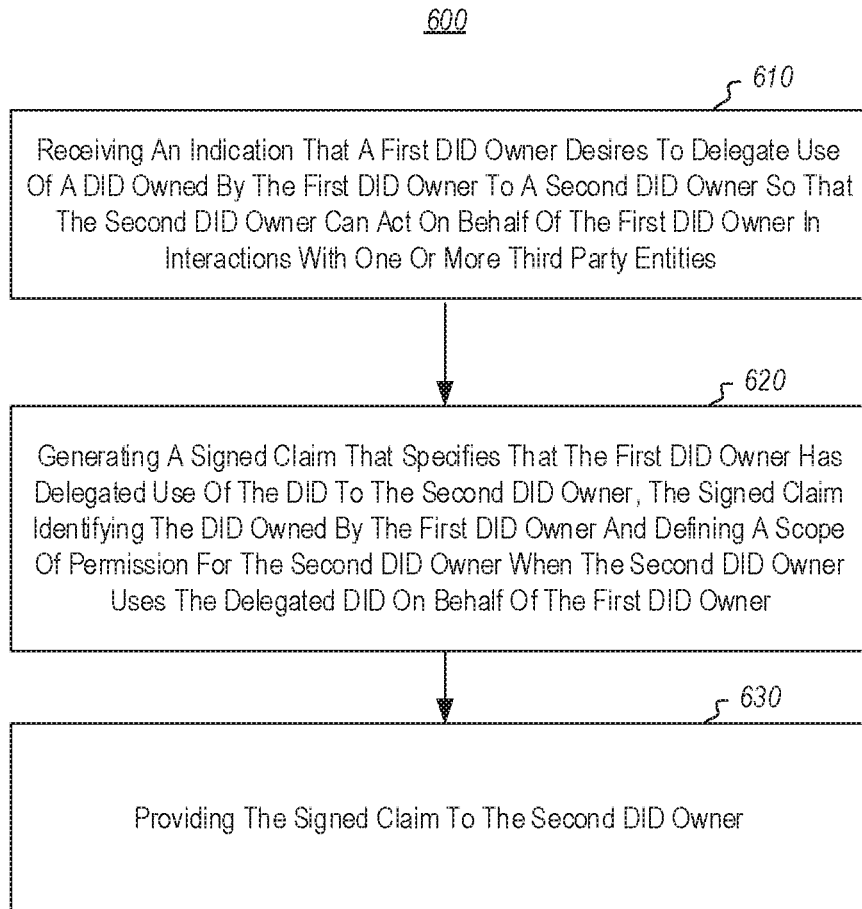


FIG. 6

1

DID DELEGATION/REVOCAION TO ANOTHER DID**BACKGROUND**

Most currently used documents or records that prove identity are issued by centralized organizations, such as governments, schools, employers, or other service centers or regulatory organizations. These organizations often maintain every member's identity in a centralized identity management system. A centralized identity management system is a centralized information system used for organizations to manage the issued identities, their authentication, authorization, roles and privileges. Centralized identity management systems have been deemed as secure since they often use professionally maintained hardware and software. Typically, the identity issuing organization sets the terms and requirements for registering people with the organization. When a party needs to verify another party's identity, the verifying party often needs to go through the centralized identity management system to obtain information verifying and/or authenticating the other party's identity.

Decentralized Identifiers (DIDs) are a new type of identifier, which are independent from any centralized registry, identity provider, or certificate authority. Distributed ledger technology (such as blockchain) provides the opportunity for using fully decentralized identifiers. Distributed ledger technology uses globally distributed ledgers to record transactions between two or more parties in a verifiable way. Once a transaction is recorded, the data in the section of ledger cannot be altered retroactively without the alteration of all subsequent sections of ledger, which provides a fairly secure platform. Since a DID is generally not controlled by a centralized management system but rather is owned by an owner of the DID, DIDs are sometimes referred to as identities without authority.

The subject matter claimed herein is not limited to embodiments that solve any disadvantages or that operate only in environments such as those described above. Rather, this background is only provided to illustrate one exemplary technology area where some embodiments describe herein may be practiced.

BRIEF SUMMARY

This Summary is provided to introduce a selection of concepts in a simplified form that are further described below in the Detailed Description. This Summary is not intended to identify key features or essential features of the claimed subject matter, nor is it intended to be used as an aid in determining the scope of the claimed subject matter.

Embodiments disclosed herein are related to computing systems and methods for delegating use of a DID from a first DID owner to a second DID owner. An indication is received that a first DID owner desires to delegate use of a DID owned by the first DID owner to a second DID owner. This may allow the second DID owner to act on behalf of the first DID owner in interactions with third-party entities. A signed claim is generated that specifies that the first DID owner has delegated use of the DID to the second DID owner. The signed claim identifies the DID owned by the first DID owner and defines a scope of permission for the second DID owner when the second DID owner uses the delegated DID on behalf of the first DID owner. The signed claim may then be provided to the second DID owner.

Additional features and advantages will be set forth in the description which follows, and in part will be obvious from

2

the description, or may be learned by the practice of the teachings herein. Features and advantages of the invention may be realized and obtained by means of the instruments and combinations particularly pointed out in the appended claims. Features of the present invention will become more fully apparent from the following description and appended claims, or may be learned by the practice of the invention as set forth hereinafter.

BRIEF DESCRIPTION OF THE DRAWINGS

In order to describe the manner in which the above-recited and other advantages and features can be obtained, a more particular description of the subject matter briefly described above will be rendered by reference to specific embodiments which are illustrated in the appended drawings. Understanding that these drawings depict only typical embodiments and are not therefore to be considered limiting in scope. Embodiments will be described and explained with additional specificity and details through the use of the accompanying drawings in which:

FIG. 1 illustrates an example computing system in which the principles described herein may be employed;

FIG. 2 illustrates an example environment for creating a decentralized identification (DID);

FIG. 3 illustrates an example environment for various DID management operations and services;

FIG. 4 illustrates an example decentralized storage device or identity hubs;

FIGS. 5A and 5B illustrate an example embodiment of a computing system environment for delegating use of a DID from a first DID owner to a second DID owner; and

FIG. 6 illustrates a flow chart of an example method for delegating use of a DID from a first DID owner to a second DID owner.

DETAILED DESCRIPTION

Embodiments disclosed herein are related to computing systems and methods for delegating use of a DID from a first DID owner to a second DID owner. An indication is received that a first DID owner desires to delegate use of a DID owned by the first DID owner to a second DID owner. This may allow the second DID owner to act on behalf of the first DID owner in interactions with third-party entities. A signed claim is generated that specifies that the first DID owner has delegated use of the DID to the second DID owner. The signed claim identifies the DID owned by the first DID owner and defines a scope of permission for the second DID owner when the second DID owner uses the delegated DID on behalf of the first DID owner. The signed claim may then be provided to the second DID owner.

The embodiments disclosed herein represent a technical advance over existing systems. For example, a first DID owner may desire to delegate use of his or her DID to a second DID owner so that the second DID owner can act on behalf of the first DID owner. Being able to delegate his or her DID may allow the first DID owner flexibility as the second DID owner may be better situated to act on behalf of the first DID owner than the first DID owner would be to act for his or herself. This reduces the amount of interaction between the parties, which results in reduced processing use and time. In addition, user convenience and productivity are increased.

Because the principles described herein may be performed in the context of a computing system, some introductory discussion of a computing system will be described

with respect to FIG. 1. Then, this description will return to the principles of a decentralized identifier (DID) platform with respect to the remaining figures.

Computing systems are now increasingly taking a wide variety of forms. Computing systems may, for example, be handheld devices, appliances, laptop computers, desktop computers, mainframes, distributed computing systems, data centers, or even devices that have not conventionally been considered a computing system, such as wearables (e.g., glasses). In this description and in the claims, the term “computing system” is defined broadly as including any device or system (or a combination thereof) that includes at least one physical and tangible processor, and a physical and tangible memory capable of having thereon computer-executable instructions that may be executed by a processor. The memory may take any form and may depend on the nature and form of the computing system. A computing system may be distributed over a network environment and may include multiple constituent computing systems.

As illustrated in FIG. 1, in its most basic configuration, a computing system **100** typically includes at least one hardware processing unit **102** and memory **104**. The processing unit **102** may include a general-purpose processor and may also include a field programmable gate array (FPGA), an application specific integrated circuit (ASIC), or any other specialized circuit. The memory **104** may be physical system memory, which may be volatile, non-volatile, or some combination of the two. The term “memory” may also be used herein to refer to non-volatile mass storage such as physical storage media. If the computing system is distributed, the processing, memory and/or storage capability may be distributed as well.

The computing system **100** also has thereon multiple structures often referred to as an “executable component”. For instance, the memory **104** of the computing system **100** is illustrated as including executable component **106**. The term “executable component” is the name for a structure that is well understood to one of ordinary skill in the art in the field of computing as being a structure that can be software, hardware, or a combination thereof. For instance, when implemented in software, one of ordinary skill in the art would understand that the structure of an executable component may include software objects, routines, methods, and so forth, that may be executed on the computing system, whether such an executable component exists in the heap of a computing system, or whether the executable component exists on computer-readable storage media.

In such a case, one of ordinary skill in the art will recognize that the structure of the executable component exists on a computer-readable medium such that, when interpreted by one or more processors of a computing system (e.g., by a processor thread), the computing system is caused to perform a function. Such structure may be computer readable directly by the processors (as is the case if the executable component were binary). Alternatively, the structure may be structured to be interpretable and/or compiled (whether in a single stage or in multiple stages) so as to generate such binary that is directly interpretable by the processors. Such an understanding of example structures of an executable component is well within the understanding of one of ordinary skill in the art of computing when using the term “executable component”.

The term “executable component” is also well understood by one of ordinary skill as including structures, such as hard coded or hard wired logic gates, that are implemented exclusively or near-exclusively in hardware, such as within a field programmable gate array (FPGA), an application

specific integrated circuit (ASIC), or any other specialized circuit. Accordingly, the term “executable component” is a term for a structure that is well understood by those of ordinary skill in the art of computing, whether implemented in software, hardware, or a combination. In this description, the terms “component”, “agent”, “manager”, “service”, “engine”, “module”, “virtual machine” or the like may also be used. As used in this description and in the case, these terms (whether expressed with or without a modifying clause) are also intended to be synonymous with the term “executable component”, and thus also have a structure that is well understood by those of ordinary skill in the art of computing.

In the description that follows, embodiments are described with reference to acts that are performed by one or more computing systems. If such acts are implemented in software, one or more processors (of the associated computing system that performs the act) direct the operation of the computing system in response to having executed computer-executable instructions that constitute an executable component. For example, such computer-executable instructions may be embodied on one or more computer-readable media that form a computer program product. An example of such an operation involves the manipulation of data. If such acts are implemented exclusively or near-exclusively in hardware, such as within a FPGA or an ASIC, the computer-executable instructions may be hard-coded or hard-wired logic gates. The computer-executable instructions (and the manipulated data) may be stored in the memory **104** of the computing system **100**. Computing system **100** may also contain communication channels **108** that allow the computing system **100** to communicate with other computing systems over, for example, network **110**.

While not all computing systems require a user interface, in some embodiments, the computing system **100** includes a user interface system **112** for use in interfacing with a user. The user interface system **112** may include output mechanisms **112A** as well as input mechanisms **112B**. The principles described herein are not limited to the precise output mechanisms **112A** or input mechanisms **112B** as such will depend on the nature of the device. However, output mechanisms **112A** might include, for instance, speakers, displays, tactile output, virtual or augmented reality, holograms and so forth. Examples of input mechanisms **112B** might include, for instance, microphones, touchscreens, virtual or augmented reality, holograms, cameras, keyboards, mouse or other pointer input, sensors of any type, and so forth.

Embodiments described herein may comprise or utilize a special-purpose or general-purpose computing system including computer hardware, such as, for example, one or more processors and system memory, as discussed in greater detail below. Embodiments described herein also include physical and other computer-readable media for carrying or storing computer-executable instructions and/or data structures. Such computer-readable media can be any available media that can be accessed by a general-purpose or special-purpose computing system. Computer-readable media that store computer-executable instructions are physical storage media. Computer-readable media that carry computer-executable instructions are transmission media. Thus, by way of example, and not limitation, embodiments of the invention can comprise at least two distinctly different kinds of computer-readable media: storage media and transmission media.

Computer-readable storage media includes RAM, ROM, EEPROM, CD-ROM, or other optical disk storage, magnetic disk storage, or other magnetic storage devices, or any

other physical and tangible storage medium which can be used to store desired program code means in the form of computer-executable instructions or data structures and which can be accessed by a general-purpose or special-purpose computing system.

A “network” is defined as one or more data links that enable the transport of electronic data between computing systems and/or modules and/or other electronic devices. When information is transferred or provided over a network or another communications connection (either hardwired, wireless, or a combination of hardwired or wireless) to a computing system, the computing system properly views the connection as a transmission medium. Transmission media can include a network and/or data links which can be used to carry desired program code means in the form of computer-executable instructions or data structures and which can be accessed by a general-purpose or special-purpose computing system. Combinations of the above should also be included within the scope of computer-readable media.

Further, upon reaching various computing system components, program code means in the form of computer-executable instructions or data structures can be transferred automatically from transmission media to storage media (or vice versa). For example, computer-executable instructions or data structures received over a network or data link can be buffered in RAM within a network interface module (e.g., a “NIC”), and then be eventually transferred to computing system RAM and/or to less volatile storage media at a computing system. Thus, it should be understood that storage media can be included in computing system components that also (or even primarily) utilize transmission media.

Computer-executable instructions comprise, for example, instructions and data which, when executed at a processor, cause a general-purpose computing system, special-purpose computing system, or special-purpose processing device to perform a certain function or group of functions. Alternatively, or in addition, the computer-executable instructions may configure the computing system to perform a certain function or group of functions. The computer executable instructions may be, for example, binaries or even instructions that undergo some translation (such as compilation) before direct execution by the processors, such as intermediate format instructions such as assembly language, or even source code.

Although the subject matter has been described in language specific to structural features and/or methodological acts, it is to be understood that the subject matter defined in the appended claims is not necessarily limited to the described features or acts described above. Rather, the described features and acts are disclosed as example forms of implementing the claims.

Those skilled in the art will appreciate that the invention may be practiced in network computing environments with many types of computing system configurations, including, personal computers, desktop computers, laptop computers, message processors, hand-held devices, multi-processor systems, microprocessor-based or programmable consumer electronics, network PCs, minicomputers, mainframe computers, mobile telephones, PDAs, pagers, routers, switches, datacenters, wearables (such as glasses) and the like. The invention may also be practiced in distributed system environments where local and remote computing system, which are linked (either by hardwired data links, wireless data links, or by a combination of hardwired and wireless data links) through a network, both perform tasks. In a distributed system environment, program modules may be located in both local and remote memory storage devices.

Those skilled in the art will also appreciate that the invention may be practiced in a cloud computing environment. Cloud computing environments may be distributed, although this is not required. When distributed, cloud computing environments may be distributed internationally within an organization and/or have components possessed across multiple organizations. In this description and the following claims, “cloud computing” is defined as a model for enabling on-demand network access to a shared pool of configurable computing resources (e.g., networks, servers, storage, applications, and services). The definition of “cloud computing” is not limited to any of the other numerous advantages that can be obtained from such a model when properly deployed.

The remaining figures may discuss various computing system which may correspond to the computing system **100** previously described. The computing systems of the remaining figures include various components or functional blocks that may implement the various embodiments disclosed herein as will be explained. The various components or functional blocks may be implemented on a local computing system or may be implemented on a distributed computing system that includes elements resident in the cloud or that implement aspects of cloud computing. The various components or functional blocks may be implemented as software, hardware, or a combination of software and hardware. The computing systems of the remaining figures may include more or less than the components illustrated in the figures and some of the components may be combined as circumstances warrant.

Some introductory discussion of a decentralized identifier (DID) and the environment in which they are created and reside will now be given with respect to FIG. **2**, which illustrates portions of a decentralized network **200**. As illustrated in FIG. **2**, a DID owner **201** may own or control a DID **205** that represents an identity of the DID owner **201**. The DID owner **201** may register a DID using a creation and registration service, which will be explained in more detail below.

The DID owner **201** may be any entity that could benefit from a DID. For example, the DID owner **201** may be a human being or an organization of human beings. Such organizations might include a company, department, government, agency, or any other organization or group of organizations. Each individual human being might have a DID while the organization(s) to which each belongs might likewise have a DID.

The DID owner **201** may alternatively be a machine, system, or device, or a collection of machines, devices and/or systems. In still other embodiments, the DID owner **201** may be a subpart of a machine, system or device. For instance, a device could be a printed circuit board, where the subparts of that circuit board are individual components of the circuit board. In such embodiments, the machine or device may have a DID and each subpart may also have a DID. A DID owner might also be a software component such as the executable component **106** described above with respect to FIG. **1**. An example of a complex executable component **106** might be an artificial intelligence. Accordingly, an artificial intelligence may also own a DID.

Thus, the DID owner **201** may be any entity, human or non-human, that is capable of creating the DID **205** or at least having the DID **205** created for and/or associated with them. Although the DID owner **201** is shown as having a single DID **205**, this need not be the case as there may be any number of DIDs associated with the DID owner **201** as circumstances warrant.

As mentioned, the DID owner **201** may create and register the DID **205**. The DID **205** may be any identifier that may be associated with the DID owner **201**. Preferably, that identifier is unique to that DID owner **201**, at least within a scope in which the DID is anticipated to be in use. As an example, the identifier may be a locally unique identifier, and perhaps more desirably a globally unique identifier for identity systems anticipated to operate globally. In some embodiments, the DID **205** may be a Uniform Resource identifier (URI) (such as a Uniform Resource Locator (URL)) or other pointer that relates the DID owner **201** to mechanisms to engage in trustable interactions with the DID owner **201**.

The DID **205** is “decentralized” because it does not require a centralized, third-party management system for generation, management, or use. Accordingly, the DID **205** remains under the control of the DID owner **201**. This is different from conventional centralized IDs which base trust on centralized authorities and that remain under control of corporate directory services, certificate authorities, domain name registries, or other centralized authority (referred to collectively as “centralized authorities” herein). Accordingly, the DID **205** may be any identifier that is under the control of the DID owner **201** and that is independent of any centralized authority.

In some embodiments, the structure of the DID **205** may be as simple as a username or some other human-understandable term. However, in other embodiments, for increased security, the DID **205** may preferably be a random string of numbers and letters. In one embodiment, the DID **205** may be a string of 128 numbers and letters. Accordingly, the embodiments disclosed herein are not dependent on any specific implementation of the DID **205**. In a very simple example, the DID **205** is shown within the figures as “123ABC”.

As also shown in FIG. 2, the DID owner **201** has control of a private key **206** and public key **207** pair that is associated with the DID **205**. Because the DID **205** is independent of any centralized authority, the private key **206** should at all times be fully in control of the DID owner **201**. That is, the private and public keys should be generated in a decentralized manner that ensures that they remain under the control of the DID owner **201**.

As will be described in more detail to follow, the private key **206** and public key **207** pair may be generated on a device controlled by the DID owner **201**. The private key **206** and public key **207** pair should not be generated on a server controlled by any centralized authority as this may cause the private key **206** and public key **207** pair to not be fully under the control of the DID owner **201** at all times. Although FIG. 2 and this description have described a private and public key pair, it will also be noted that other types of reasonable cryptographic information and/or mechanisms may also be used as circumstances warrant.

FIG. 2 also illustrates a DID document **210** that is associated with the DID **205**. As will be explained in more detail to follow, the DID document **210** may be generated at the time that the DID **205** is created. In its simplest form, the DID document **210** describes how to use the DID **205**. Accordingly, the DID document **210** includes a reference to the DID **205**, which is the DID that is described by the DID document **210**. In some embodiments, the DID document **210** may be implemented according to methods specified by a distributed ledger **220** (such as blockchain) that will be used to store a representation of the DID **205** as will be

explained in more detail to follow. Thus, the DID document **210** may have different methods depending on the specific distributed ledger.

The DID document **210** also includes the public key **207** created by the DID owner **201** or some other equivalent cryptographic information. The public key **207** may be used by third-party entities that are given permission by the DID owner **201** to access information and data owned by the DID owner **201**. The public key **207** may also be used to verify that the DID owner **201** in fact owns or controls the DID **205**.

The DID document **210** may also include authentication information **211**. The authentication information **211** may specify one or more mechanisms by which the DID owner **201** is able to prove that the DID owner **201** owns the DID **205**. In other words, the mechanisms of the authentication information **211** may show proof of a binding between the DID **205** (and thus its DID owner **201**) and the DID document **210**. In one embodiment, the authentication information **211** may specify that the public key **207** be used in a signature operation to prove the ownership of the DID **205**. Alternatively, or in addition, the authentication information **211** may specify that the public key **207** be used in a biometric operation to prove ownership of the DID **205**. Accordingly, the authentication information **211** may include any number of mechanisms by which the DID owner **201** is able to prove that the DID owner **201** owns the DID **205**.

The DID document **210** may also include authorization information **212**. The authorization information **212** may allow the DID owner **201** to authorize third-party entities the rights to modify the DID document **210** or some part of the document without giving the third-party the right to prove ownership of the DID **205**. For example, the authorization information **212** may allow the third-party to update any designated set of one or more fields in the DID document **210** using any designated update mechanism. Alternatively, the authorization information may allow the third-party to limit the usages of DID **205** by the DID owner **201** for a specified time period. This may be useful when the DID owner **201** is a minor child and the third-party is a parent or guardian of the child. The authorization information **212** may allow the parent or guardian to limit use of the DID owner **201** until such time as the child is no longer a minor.

The authorization information **212** may also specify one or more mechanisms that the third-party will need to follow to prove they are authorized to modify the DID document **210**. In some embodiments, these mechanisms may be similar to those discussed previously with respect to the authentication information **211**.

The DID document **210** may also include one or more service endpoints **213**. A service endpoint may include a network address at which a service operates on behalf of the DID owner **201**. Examples of specific services include discovery services, social networks, file storage services such as identity servers or hubs, and verifiable claim repository services. Accordingly, the service endpoints **213** operate as pointers for the services that operate on behalf of the DID owner **201**. These pointers may be used by the DID owner **201** or by third-party entities to access the services that operate on behalf of the DID owner **201**. Specific examples of service endpoints **213** will be explained in more detail to follow.

The DID document **210** may further include identification information **214**. The identification information **214** may include personally identifiable information such as the name, address, occupation, family members, age, hobbies,

interests, or the like of DID owner **201**. Accordingly, the identification information **214** listed in the DID document **210** may represent a different persona of the DID owner **201** for different purposes.

A persona may be pseudo anonymous. As an example, the DID owner **201** may include a pen name in the DID document when identifying him or her as a writer posting articles on a blog. A persona may be fully anonymous. As an example, the DID owner **201** may only want to disclose his or her job title or other background data (e.g., a school-teacher, an FBI agent, an adult older than 21 years old, etc.) but not his or her name in the DID document. As yet another example, a persona may be specific to who the DID owner **201** is as an individual. As an example, the DID owner **201** may include information identifying him or her as a volunteer for a particular charity organization, an employee of a particular corporation, an award winner of a particular award, and so forth.

The DID document **210** may also include attestation information **215**. The attestation information **215** may be any information that is associated with the DID owner **201**'s background. For instance, the attestation information **215** may be (but not limited to) a qualification, an achievement, a government ID, a government right such as a passport or a driver's license, a payment provider or bank account, a university degree or other educational history, employment status and history, or any other information about the DID owner **201**'s background. In some embodiments, the DID owner **201** collects various signed attestations that are included in the attestation information from different third-party entities.

The DID document **210** may also include various other information **216**. In some embodiments, the other information **216** may include metadata specifying when the DID document **210** was created and/or when it was last modified. In other embodiments, the other information **216** may include cryptographic proofs of the integrity of the DID document **210**. In still further embodiments, the other information **216** may include additional information that is either specified by the specific method implementing the DID document or desired by the DID owner **201**.

FIG. 2 also illustrates a distributed ledger **220**. The distributed ledger **220** may be any decentralized, distributed network that includes various computing systems that are in communication with each other. For example, the distributed ledger **220** may include a first distributed computing system **230**, a second distributed computing system **240**, a third distributed computing system **250**, and any number of additional distributed computing systems as illustrated by the ellipses **260**. The distributed ledger **220** may operate according to any known standards or methods for distributed ledgers. Examples of conventional distributed ledgers that may correspond to the distributed ledger **220** include, but are not limited to, Bitcoin [BTC], Ethereum, and Litecoin.

In the context of DID **205**, the distributed ledger or blockchain **220** is used to store a representation of the DID **205** that points to the DID document **210**. In some embodiments, the DID document **210** may be stored on the actual distributed ledger. Alternatively, in other embodiments the DID document **210** may be stored in a data storage (not illustrated) that is associated with the distributed ledger **220**.

As mentioned, a representation of the DID **205** is stored on each distributed computing system of the distributed ledger **220**. For example, in FIG. 2 this is shown as DID hash **231**, DID hash **241**, and DID hash **251**, which are ideally identical hashed copies of the same DID. The DID hash **231**, DID hash **241**, and DID hash **251** may then point to the

location of the DID document **210**. The distributed ledger or blockchain **220** may also store numerous other representations of other DIDs as illustrated by references **232**, **233**, **234**, **242**, **243**, **244**, **252**, **253**, and **254**.

In one embodiment, when the DID owner **201** creates the DID **205** and the associated DID document **210**, the DID hash **231**, DID hash **241**, and DID hash **251** are written to the distributed ledger **220**. The distributed ledger **220** thus records that the DID **205** now exists. Since the distributed ledger **220** is decentralized, the DID **205** is not under the control of any entity outside of the DID owner **201**. DID hash **231**, DID hash **241**, and DID hash **251** may each include, in addition to the pointer to the DID document **210**, a record or time stamp that specifies when the DID **205** was created. At a later date, when modifications are made to the DID document **210**, each modification (and potentially also a timestamp of the modification) may also be recorded in DID hash **231**, DID hash **241**, and DID hash **251**. DID hash **231**, DID hash **241**, and DID hash **251** may further include a copy of the public key **207** so that the DID **205** is cryptographically bound to the DID document **210**.

Having described DIDs and how they operate generally with reference to FIG. 2, specific embodiments of DID environments will now be explained. Turning to FIG. 3, a computing system environment **300** that may be used to perform various DID management operations and services will now be explained. It will be appreciated that the environment of FIG. 3 may reference elements from FIG. 2 as needed for ease of explanation.

As shown in FIG. 3, the environment **300** may include various devices and computing systems that may be owned or otherwise under the control of the DID owner **201**. These may include a user device **301**. The user device **301** may be, but is not limited to, a mobile device such as a smart phone, a computing device such as a laptop computer, or any device such as a car or an appliance that includes computing abilities. The device **301** may include a web browser **302** operating on the device and an operating system **303** operating the device. More broadly speaking, the dashed line **304** represents that all of these devices may be owned or otherwise under the control of the DID owner **201**.

The environment **300** also includes a DID management module **320**. It will be noted that in operation, the DID management module **320** may reside on and be executed by one or more of user device **301**, web browser **302**, and the operating system **303** as illustrated by respective lines **301a**, **302a**, and **303a**. Accordingly, the DID management module **320** is shown as being separate for ease of explanation. In some embodiments, the management module **320** may be referred to as a "digital wallet" or a "user agent".

As shown in FIG. 3, the DID management module **320** includes a DID creation module **330**. The DID creation module **330** may be used by the DID owner **201** to create the DID **205** or any number of additional DIDs, such as DID **331**. In one embodiment, the DID creation module may include or otherwise have access to a User Interface (UI) element **335** that may guide the DID owner **201** in creating the DID **205**. The DID creation module **330** may have one or more drivers that are configured to work with specific distributed ledgers such as distributed ledger **220** so that the DID **205** complies with the underlying methods of that distributed ledger.

A specific embodiment will now be described. For example, the UI **335** may provide a prompt for the user to enter a username or some other human recognizable name. This name may be used as a display name for the DID **205** that will be generated. As previously described, the DID **205**

may be a long string of random numbers and letters and so having a human-recognizable name for a display name may be advantageous. The DID creation module 330 may then generate the DID 205. In the embodiments having the UI 335, the DID 205 may be shown in a listing of identities and may be associated with the human-recognizable name.

The DID creation module 330 may also include a key generation module 350. The key generation module may generate the private key 206 and public key 207 pair previously described. The DID creation module 330 may then use the DID 205 and the private and public key pair to generate the DID document 210.

In operation, the DID creation module 330 accesses a registrar 310 that is configured to the specific distributed ledger that will be recording the transactions related to the DID 205. The DID creation module 330 uses the registrar 310 to record DID hash 231, DID hash 241, and DID hash 251 in the distributed ledger in the manner previously described, and to store the DID document 210 in the manner previously described. This process may use the public key 207 in the hash generation.

In some embodiments, the DID management module 320 may include an ownership module 340. The ownership module 340 may provide mechanisms that ensure that the DID owner 201 is in sole control of the DID 205. In this way, the provider of the DID management module 320 is able to ensure that the provider does not control the DID 205 but is only providing the management services.

As previously discussed, the key generation module 350 generates the private key 206 and public key 207 pair and the public key 207 is then recorded in the DID document 210. Accordingly, the public key 207 may be used by all devices associated with the DID owner 201 and all third parties that desire to provide services to the DID owner 201. Accordingly, when the DID owner 201 desires to associate a new device with the DID 205, the DID owner 201 may execute the DID creation module 330 on the new device. The DID creation module 330 may then use the registrar 310 to update the DID document 210 to reflect that the new device is now associated with the DID 205, which update would be reflected in a transaction on the distributed ledger 220, as previously described.

In some embodiments, however, it may be advantageous to have a public key per device 301 owned by the DID owner 201 as this may allow the DID owner 201 to sign with the device-specific public key without having to access a general public key. In other words, since the DID owner 201 will use different devices at different times (for example using a mobile phone in one instance and then using a laptop computer in another instance), it is advantageous to have a key associated with each device to provide efficiencies in signing using the keys. Accordingly, in such embodiments the key generation module 350 may generate additional public keys 208 and 209 when the additional devices execute the DID creation module 330. These additional public keys may be associated with the private key 206 or in some instances may be paired with a new private key.

In those embodiments where the additional public keys 208 and 209 are associated with different devices, the additional public keys 208 and 209 may be recorded in the DID document 210 as being associated with those devices. This is shown in FIG. 3. It will be appreciated that the DID document 210 may include the information (information 205, 207 and 211 through 216) previously described in relation to FIG. 2 in addition to the information (information 208, 209 and 365) shown in FIG. 3. If the DID document 210 existed prior to the device-specific public keys being

generated, then the DID document 210 would be updated by the creation module 330 via the registrar 310 and this would be reflected in an updated transaction on the distributed ledger 220.

In some embodiments, the DID owner 201 may desire to keep secret the association of a device with a public key or the association of a device with the DID 205. Accordingly, the DID creation module 330 may cause that such data be secretly shown in the DID document 210.

As described thus far, the DID 205 has been associated with all the devices under the control of the DID owner 201, even when the devices have their own public keys. However, in some embodiments it may be useful for each device or some subset of devices under the control of the DID owner 201 to each have their own DID. Thus, in some embodiments the DID creation module 330 may generate an additional DID, for example DID 331, for each device. The DID creation module 330 would then generate private and public key pairs and DID documents for each of the devices and have them recorded on the distributed ledger 220 in the manner previously described. Such embodiments may be advantageous for devices that may change ownership as it may be possible to associate the device-specific DID to the new owner of the device by granting the new owner authorization rights in the DID document and revoking such rights from the old owner.

As mentioned, to ensure that the private key 206 is totally in the control of the DID owner 201, the private key 206 is created on the user device 301, browser 302, or operating system 303 that is owned or controlled by the DID owner 201 that executed the DID management module 320. In this way, there is little chance that a third-party (and most consequentially, the provider of the DID management module 320) may gain control of the private key 206.

However, there is a chance that the device storing the private key 206 may be lost by the DID owner 201, which may cause the DID owner 201 to lose access to the DID 205. Accordingly, in some embodiments, the UI 335 may include the option to allow the DID owner 201 to export the private key 206 to an off device secured database 305 that is under the control of the DID owner 201. As an example, the database 305 may be one of the identity hubs 410 described below with respect to FIG. 4. A storage module 380 is configured to store data (such as the private key 206 or the attestation information 215 made by or about the DID owner 201) off device in the database 305 or in identity hubs 410 that will be described in more detail to follow. Of course, in some embodiments the storage module 380 may store at least some data on the device if the device has sufficient storage resources. In some embodiments, the private key 206 may be stored as a QR code that may be scanned by the DID owner 201.

In other embodiments, the DID management module 320 may include a recovery module 360 that may be used to recover a lost private key 206. In operation, the recovery module 360 allows the DID owner 201 to select one or more recovery mechanisms 365 at the time the DID 205 is created that may later be used to recover the lost private key. In those embodiments having the UI 335, the UI 335 may allow the DID owner 201 to provide information that will be used by the one or more recovery mechanisms 365 during recovery. The recovery module 360 may then be run on any device associated with the DID 205.

The DID management module 320 may also include a revocation module 370 that is used to revoke or sever a device from the DID 205. In operation, the revocation module may use the UI element 335, which may allow the

DID owner **201** to indicate a desire to remove a device from being associated with the DID **205**. In one embodiment, the revocation module **370** may access the DID document **210** and may cause that all references to the device be removed from the DID document **210**. Alternatively, the public key for the device may be removed. This change in the DID document **210** may then be reflected as an updated transaction on the distributed ledger **220** as previously described.

FIG. 4 illustrates an embodiment of a computing system environment **400** in which a DID such as DID **205** may be utilized. Specifically, the environment **400** will be used to describe the use of the DID **205** in relation to one or more decentralized stores or identity hubs **410** that are each under the control of the DID owner **201** to store data belonging to or regarding the DID owner **201**. For instance, data may be stored within the identity hubs using the storage module **380** of FIG. 3. It will be noted that FIG. 4 may include references to elements first discussed in relation to FIG. 2 or 3 and thus use the same reference numeral for ease of explanation.

In one embodiment, the identity hubs **410** may be multiple instances of the same identity hub. This is represented by the line **410A**. Thus, the various identity hubs **410** may include at least some of the same data and services. Accordingly, if a change is made to part of at least some of the data (and potentially any part of any of the data) in one of the identity hubs **410**, the change may be reflected in one or more of (and perhaps all of) the remaining identity hubs.

The identity hubs **410** may be any data store that may be in the exclusive control of the DID owner **201**. As an example only, the first identity hub **411** and second identity hub **412** are implemented in cloud storage (perhaps within the same cloud, or even on different clouds managed by different cloud providers) and thus may be able to hold a large amount of data. Accordingly, a full set of the data may be stored in these identity hubs.

However, the identity hubs **413** and **414** may have less memory space. Accordingly, in these identity hubs a descriptor of the data stored in the first and second identity hubs may be included. Alternatively, a record of changes made to the data in other identity hubs may be included. Thus, changes in one of the identity hubs **410** are either fully replicated in the other identity hubs or at least a record or descriptor of that data is recorded in the other identity hubs.

Because the identity hubs may be multiple instances of the same identity hub, only a full description of the first identity hub **411** will be provided as this description may also apply to the identity hubs **412** through **414**. As illustrated, identity hub **411** may include data storage **420**. The data storage **420** may be used to store any type of data that is associated with the DID owner **201**. In one embodiment the data may be a collection **422** of a specific type of data corresponding to a specific protocol. For example, the collection **422** may be medical records data that corresponds to a specific protocol for medical data. The collection **422** may include any other type of data, such as attestations **215** made by or about the DID owner **201**.

In one embodiment, the stored data may have different authentication and privacy settings **421** associated with the stored data. For example, a first subset of the data may have a setting **421** that allows the data to be publicly exposed, but that does not include any authentication to the DID owner **201**. This type of data may be for relatively unimportant data such as color schemes and the like. A second subset of the data may have a setting **421** that allows the data to be publicly exposed and that includes authentication to the DID owner **201**. A third subset of the data may have a setting **421** that encrypts the subset of data with the private key **206** and

public key **207** pair (or some other key pair) associated with the DID owner **201**. This type of data will require a party to have access to the public key **207** (or to some other associated public key) in order to decrypt the data. This process may also include authentication to the DID owner **201**. A fourth subset of the data may have a setting **421** that restricts this data to a subset of third parties. This may require that public keys associated with the subset of third parties be used to decrypt the data. For example, the DID owner **201** may cause the setting **421** to specify that only public keys associated with friends of the DID owner **201** may decrypt this data. With respect to data stored by the storage module **380**, these settings **411** may be at least partially composed by the storage module **380** of FIG. 3.

In some embodiments, the identity hub **411** may have a permissions module **430** that allows the DID owner **201** to set specific authorization or permissions for third parties such as third parties **401** and **402** to access the identity hub. For example, the DID owner **201** may provide access permission to his or her spouse to all the data **420**. Alternatively, the DID owner **201** may allow access to his or her doctor for any medical records. It will be appreciated that the DID owner **201** may give permission to any number of third parties to access a subset of the data **420**. This will be explained in more detail to follow. With respect to data stored by the storage module **380**, these access permissions **430** may be at least partially composed by the storage module **380** of FIG. 3.

The identity hub **411** may also have a messaging module **440**. In operation, the messaging module allows the identity hub to receive messages such as requests from parties such as third parties **401** and **402** to access the data and services of the identity hub. In addition, the messaging module **440** allows the identity hub **411** to respond to the messages from the third parties and to also communicate with a DID resolver **450**. This will be explained in more detail to follow. The ellipsis **416** represents that the identity hub **411** may have additional services as circumstances warrant.

In one embodiment, the DID owner **201** may wish to authenticate a new device **301** with the identity hub **411** that is already associated with the DID **205** in the manner previously described. Accordingly, the DID owner **201** may utilize the DID management module **320** associated with the new user device **301** to send a message to the identity hub **411** asserting that the new user device is associated with the DID **205** of the DID owner **201**.

However, the identity hub **411** may not initially recognize the new device as being owned by the DID owner **201**. Accordingly, the identity hub **411** may use the messaging module **440** to contact the DID resolver **450**. The message sent to the DID resolver **450** may include the DID **205**.

The DID resolver **450** may be a service, application, or module that is configured in operation to search the distributed ledger **220** for DID documents associated with DIDs. Accordingly, in the embodiment the DID resolver **450** may search the distributed ledger **220** using the DID **205**, which may result in the DID resolver **450** finding the DID document **210**. The DID document **210** may then be provided to the identity hub **411**.

As discussed previously, the DID document **210** may include a public key **208** or **209** that is associated with the new user device **301**. To verify that the new user device is owned by the DID owner **201**, the identity hub **411** may provide a cryptographic challenge to the new user device **301** using the messaging module **440**. This cryptographic

challenge will be structured such that only a device having access to the private key **206** will be able to successfully answer the challenge.

In this embodiment, since the new user device is owned by DID owner **201** and thus has access to the private key **206**, the challenge may be successfully answered. The identity hub **411** may then record in the permissions **430** that the new user device **301** is able to access the data and services of the identity hub **411** and also the rest of the identity hubs **410**.

It will be noted that this process of authenticating the new user device **301** was performed without the need for the DID owner **201** to provide any username, password or the like to the provider of the identity hub **411** (i.e., the first cloud storage provider) before the identity hub **411** could be accessed. Rather, the access was determined in a decentralized manner based on the DID **205**, the DID document **210**, and the associated public and private keys. Since these were at all times in the control of the DID owner **201**, the provider of the identity hub **411** was not involved and thus has no knowledge of the transaction or of any personal information of the DID owner **201**.

In another example embodiment, the DID owner **201** may provide the DID **205** to the third-party entity **401** so that the third-party may access data or services stored on the identity hub **411**. For example, the DID owner **201** may be a human who is at a scientific conference who desires to allow the third-party **401**, who is also a human, access to his or her research data. Accordingly, the DID owner **201** may provide the DID **205** to the third-party **401**.

Once the third-party **401** has access to the DID **205**, he or she may access the DID resolver **450** to access the DID document **210**. As previously discussed, the DID document **210** may include an end point **213** that is an address or pointer to services associated with the decentralized identity.

Completing the research data example, the third-party **401** may send a message to the messaging module **440** asking for permission to access the research data. The messaging module **440** may then send a message to the DID owner **201** asking if the third-party **401** should be given access to the research data. Because the DID owner desires to provide access to this data, the DID owner **201** may allow permission to the third-party **401** and this permission may be recorded in the permissions **430**.

The messaging module **440** may then message the third-party **401** informing the third-party that he or she is able to access the research data. The identity hub **411** and the third-party **401** may then directly communicate so that the third-party may access the data. It will be noted that in many cases, it will actually be an identity hub associated with the third-party **401** that communicates with the identity hub **411**. However, it may be a device of the third-party **401** that does the communication.

Advantageously, the above described process allows the identity hub **411** and the third-party **401** to communicate and to share the data without the need for the third-party to access the identity hub **411** in the conventional manner. Rather, the communication is provisioned in the decentralized manner using the DID **205** and the DID document **210**. This advantageously allows the DID owner to be in full control of the process.

As shown in FIG. 4, the third-party **402** may also request permission for access to the identity hub **411** using the DID **205** and the DID document **210**. Accordingly, the embodiments disclosed herein allow access to any number of third parties to the identity hubs **410**.

FIG. 5A illustrates an embodiment of a computing system environment **500** that will be used to explain delegation of a DID from a first DID owner to a second DID owner in accordance with the embodiments disclosed herein. It will be noted that since the computing system environment **500** may correspond to one or more of the computing system environments **100-400** previously described, the FIG. 5A may include references to elements first discussed in relation to FIGS. 2-4 and thus may use the same reference numeral for ease of explanation.

As illustrated, the computing system environment **500** may include a delegation module **510**. In one embodiment, the delegation module **510** may be implemented by a third-party such as the provider of the DID management module **320** and/or the identity hubs **410**. In other embodiments, the delegation module **510** may be hosted on a server computer that is separate from the devices **301** owned by the DID owner **201**. In still other embodiments, the delegation module **510** may be part of DID management module **320** or may at least share some functions with the DID management module **320**. In further embodiments, the delegation module **510** may be part of or controlled by a third-party entity.

Suppose that the DID owner **201**, who may be considered a first DID owner in the embodiment, desires to delegate his or her DID **205** to a DID owner **520**, who may be considered a second DID owner in the embodiment, so that the DID owner **520** can act on behalf of the DID owner **201**. As illustrated, the DID owner **520** may own or otherwise be associated with a DID **525** that has been generated for the DID owner **520** in the manner previously described. The DID owner **520** may be a human or organization of humans or the DID owner may be a machine, system, or device, or a collection of machines, devices and/or systems. Accordingly, the DID owner **520** may be any entity as described previously with respect to the DID owner **201**.

In the embodiment the DID owner **201** may provide an indication **501** to the delegation module **510** that indicates that the DID owner **201** desires to delegate the DID **205** to the DID owner **520**. In some embodiments, the indication **501** may be as simple as the DID owner **201** accessing his or her management module **320** on his or her device **301** and initiating the delegation process in delegation module **510** that is part of the management module **320**. In other embodiments, the indication **501** may include the DID owner **201** sending a message to a delegation module **510** that is not part of the management module **320** or hosted by the device **301**.

The indication **501** may be received by the delegation module **510**. As illustrated, the delegation module **510** may include a generation module **530**. In operation, the generation module **530** may generate a signed claim or token **535** that is cryptographically signed by the DID owner **201** using the private and public key pair **206** and **207**. The signed claim **535** may specify that the first DID owner **201** has delegated use of the DID **205** to the second DID owner **520**.

FIG. 5B illustrates an example embodiment of a signed claim **535**. It will be noted that the example embodiment of the signed claim **535** is only one of any number of possible implementations of a signed claim and thus should not be used to limit the embodiments disclosed herein. As illustrated, the signed claim **535** may include the DID **205** of the DID owner **201**. The DID **205** is used to identify the DID owner **201** as having authorized the generation of the signed claim **535** and is used to identify the DID owner **201** to any third-party entities. In addition, the signed claim **535** may include the DID **525** of the DID owner **520**. The inclusion of the DID **525** illustrates that the DID owner **520** has been

delegated the use of the DID 205 and thus has been authorized to act on behalf of the DID owner 201. Thus, a formal relationship between the DID 205 and the DID 525 is created.

The signed claim 535 may also include a permission scope 536 that defines the scope of permission for the DID owner 525 when using the delegated DID 205 on behalf of the DID owner 201. The permission scope 536 may include a first permission 536A, a second permission 536B, a third permission 536C, and any number of additional permissions as illustrated by the ellipses 536D. For example, the first permission 536A may authorize the DID owner 525 to use the DID 205 to sign the DID owner 201 up for a service such as a social network service offered by one or more third-party entities such as entities 540 or 550. The second permission may authorize the DID owner 525 to use the DID 205 to purchase a product or a service from one of the third-party entities 540 or 550.

The third permission 536C may authorize one of the third-party entities, such as entity 540, to access one of the ID hubs 410 such as ID hub 411 and then access a subset of or all of the data 420 stored in the ID hub. The permission 536C may also authorize the third-party entity 540 to then provide the accessed subset of or all of the data 420 to another entity, such as the third-party entity 550. It will be noted that the additional permissions 536D may be set for any other reasonable purpose as identified by the DID owner 201. For example, the additional permissions 536D may limit the DID owner 520 to use of the delegated DID 205 with only certain persons or other entities, or they may limit the delegation to certain devices or networks controlled by the DID owner 520. In this way, the DID owner 201 is able to set boundaries to the authorization that is given to the DID owner 520 when using the delegated DID 205.

In some embodiments, the signed claim 535 may include geographical permission 537. The geographical permission 537 may be used by the DID owner 201 to limit the geographical area where the delegated DID 205 may be used by the DID owner 520. For example, the DID owner 201 may desire to limit the delegation to his or her hometown, state, or country. Alternatively, the DID owner 201 may know that the DID owner 520 may be travelling and so may limit use of the DID 205 to the countries that will be visited by the DID owner 520. Accordingly, the DID owner 520 is not able to use the delegated DID 205 on behalf of the DID owner 201 outside of the geographical area specified by the geographical permission 537.

In other embodiments, the signed claim 535 may include a time permission 538. The time permission 538 may be used by the DID owner 201 to limit the amount of time that the delegated DID 205 may be used by the DID owner 520. For example, the DID owner 205 may only desire to delegate the DID 205 for a few weeks or months. Upon the expiration of the time specified by the time permission 538, any authorization for the DID owner 520 to use the DID 205 may automatically be revoked.

As shown in FIG. 5A, in some embodiments the delegation module 510 may record an indicator 560 in the distributed ledger 220 that indicates that the DID owner 201 has delegated use of the DID 205 to the DID owner 520. In this way, other parties such as third-party entities 540 and 550 can be notified that the delegation of DID 205 has occurred. To aid in this process, the signed claim 535 may include a prompt 539 (see FIG. 5B) that prompts a third-party such as the entities 540 or 550 to check the distributed ledger 220 to verify that the delegation of DID 205 has occurred or has not

been revoked before accepting that the DID owner 520 is authorized to act on behalf of the DID owner 201.

In some instances, the DID owner 205 may desire to alter the permission scope 536 while still allowing some use of the delegated DID 205 by the DID owner 520. Accordingly, the delegation module 510 may include a revoke module 570. In operation, the revoke module 570 may allow the DID owner 201 to alter the permission scope as needed by revoking one or more of the permissions 536. For example, as mentioned above suppose that the third permission 536C authorized the third-party entity 540 to access the data 420 in the identity hub 411 and that the DID owner 201 desired to revoke this permission while still granting the other permissions 536A, 536B, and potentially 536D to the DID owner 520. In such instance, the DID owner 201 may access the revoke module 570 to revoke the permission 536C. This is represented by the dashed line 531 in FIG. 5B. As shown in FIG. 5B, the other permissions are still granted to the DID owner 520. Accordingly, the DID owner 520 is no longer able to access the data 420 in the identity hub 411 but is still able to perform the actions specified by the other permissions 536.

In other instances, the DID owner 201 may desire to revoke the delegation of the DID 205 so that the DID owner 520 no longer has authorization to use the DID 205 on his or her behalf. In such instance, the DID owner 201 may access the revoke module 570 to revoke the signed claim 535. This may result in the signed claim 535 no longer be authorized to be used by the DID owner 520. In addition, the revoke module 570 may record an indicator 580 in the distributed ledger 220 that indicates that the signed claim 235 has been revoked. In this way, other parties such as third-party entities 540 and 550 can be notified that the delegation of DID 205 has been revoked. The inclusion of the prompt 539 in the signed claim 535 may prompt the third-party to check the distributed ledger 220 and thus learn of the revocation in instances where the DID owner 520 attempts to use the signed claim 535 after the delegation has been revoked.

In some instances, the DID owner 520 may fear that the DID owner 201 may repudiate or deny the delegation of the DID 205 even though the DID owner 520 was provided the signed claim 535 by the delegation module 510. This may be especially true in those embodiments where the delegation is not recorded on the distributed ledger 220. Such repudiation or denial of the delegation may cause problems for the DID owner 520 should the DID owner 520 be accused of improperly trying to use the DID 205 without any delegation from the DID owner 201. Thus, this may prevent the DID owner 520 from wanting to act on behalf of the DID owner 201.

Accordingly, in some embodiments the delegation module 510 may record an indicator 590 in an identity hub or other storage 526 that is owned or otherwise accessible to the DID owner 520. The indicator 590 may specify that the DID owner 201 has delegated the DID 205 to the DID owner 520. The DID owner 520 may then use the indicator 590 as proof that the DID 205 was delegated to the DID owner 520 if the DID owner 201 tries to improperly repudiate or deny the delegation of the DID 205. The delegation module 510 may further remove the indicator 590 from the identity hub 526 in instances where the DID owner 201 properly revokes the signed claim 535.

In other embodiments, the delegation module 510 may record in the identity hub 411 an indicator 595 that functions in a manner like the indicator 590. That is, the indicator 595 may specify that the DID owner 201 has delegated the DID 205 to the DID owner 520. Use of the indicator 595 may

provide further evidence of the delegation of the DID **205**. Thus, the delegation module **510** may record the indicator **590** in the identity hub **526**, may record the indicator **595** in the identity hub **411**, or it may record both the indicator **590** and the indicator **595**.

A specific embodiment of using the delegation module **510** will now be explained. As explained above, the DID owner **201** may desire to delegate the DID **205** to the DID owner **520** so that the DID owner **520** may act on the behalf of the DID owner **201** in interactions with various third-party entities. Accordingly, the DID owner **201** may provide the indication **501** to the delegation module **510**, which may result in the generation of the signed claim **535** in the manner previously described. The delegation module **510** may then provide the signed claim **535** to the DID owner **520** and may record the indication **560** in the distributed ledger **220** and one or both indicators **590** and **595**. Upon receipt of the signed claim **535**, the DID owner **520** may be authorized to use the DID **205** on behalf of the DID owner **201** in interactions with various third-party entities such as third-party entities **540** and **550**. In some embodiments, the signed claim **535** may also be stored in the identity hub **411**.

Suppose that the third-party entity **540** is a social network entity. The DID owner **520** may provide the signed claim **535** to the third-party entity **540**. The third-party entity **540** may verify that the first permission **536A** gives the DID owner **520** permission to open a social network account on behalf of the DID owner **201**. The third-party entity **540** may also check the distributed ledger **220** to verify that the delegation is valid as prompted by the prompt **539**.

Once the third-party entity **540** determines that the delegation is valid, the third-party entity **540** may create a social network account **545** using the DID **205** as an identity for the DID owner **201**. The third-party entity **540** may then provide notification of the social network account to the DID owner **201** by accessing the identity hub **411** using the DID resolver **450** in the manner previously described.

As also illustrated in FIG. 5A, the DID owner **520** may also interact with the third-party entity **550** on behalf of the DID owner **201**. Suppose in this case that the third-party entity **550** sales a service that is desired by the DID owner **201**. Accordingly, the DID owner **520** may provide the signed claim **535** to the third-party entity **550**. The third-party entity **540** may verify that the second permission **536B** gives the DID owner **520** permission to purchase the service on behalf of the DID owner **201**. The third-party entity **550** may also check the distributed ledger **220** to verify that the delegation is valid as prompted by the prompt **539**.

Once the third-party entity **550** determines that the delegation is valid, the third-party entity **550** may sale the service using the DID **205** as an identity for the DID owner **201**. The third-party entity **550** may then provide notification of sale of the service to the DID owner **201** by accessing the identity hub **411** using the DID resolver **450** in the manner previously described.

The following discussion now refers to a number of methods and method acts that may be performed. Although the method acts may be discussed in a certain order or illustrated in a flow chart as occurring in a particular order, no particular ordering is required unless specifically stated, or required because an act is dependent on another act being completed prior to the act being performed.

FIG. 6 illustrates a flow chart of an example method **600** for delegating use of a DID from a first DID owner to a second DID owner. The method **600** will be described with respect to one or more of FIGS. 1-5B discussed previously.

The method **600** includes an act of receiving an indication that a first DID owner desires to delegate use of a DID owned by the first DID owner to a second DID owner so that the second DID owner can act on behalf of the first DID owner in interactions with one or more third-party entities (act **610**). For example, as previously described delegation module **510** may receive the indication **501** from the first DID owner **201**. The indication **501** indicates that the DID owner **201** desires to delegate the DID **205** to the second DID owner **520** so that the DID owner **520** may act on behalf of the DID owner **201**.

The method **600** includes an act of generating a signed claim that specifies that the first DID owner has delegated use of the DID to the second DID owner (act **620**). The signed claim may identify the DID owned by the first DID owner and define a scope of permission for the second DID owner when the second DID owner uses the delegated DID on behalf of the first DID owner. For example, as previously described the delegation module **510** may generate the signed claim **535** that specifies that the DID **205** has been delegated to the DID owner **520**. The signed claim **535** may identify the DID **205**. The signed claim **535** may also define the scope of permissions **536**, including the permissions **536A-536D** and the geographical permission **537** and the time scope permission **538**.

The method **600** includes an act of providing the signed claim to the second DID owner (act **630**). For example, as previously described delegation module **510** may provide the signed claim **535** to the DID owner **520**.

For the processes and methods disclosed herein, the operations performed in the processes and methods may be implemented in differing order. Furthermore, the outlined operations are only provided as examples, and some of the operations may be optional, combined into fewer steps and operations, supplemented with further operations, or expanded into additional operations without detracting from the essence of the disclosed embodiments.

The present invention may be embodied in other specific forms without departing from its spirit or characteristics. The described embodiments are to be considered in all respects only as illustrative and not restrictive. The scope of the invention is, therefore, indicated by the appended claims rather than by the foregoing description. All changes which come within the meaning and range of equivalency of the claims are to be embraced within their scope.

What is claimed is:

1. A computing system that is implemented in a decentralized network that implements a distributed ledger, the distributed ledger being configured to authorize or authenticate one or more decentralized identities (DID) for one or more users of the computing system, the computing system comprising:

one or more processors; and

one or more computer-readable media having thereon computer-executable instructions that are structured such that, when executed by the one or more processors, configure the computing system to:

receive an indication that a first DID owner of a first DID desires to delegate use of the first DID owned by the first DID owner to a second DID owner of a second DID so that the second DID owner can act on behalf of the first DID owner in interactions with one or more third-party entities;

generate a signed claim that specifies that the first DID owner has delegated use of the first DID to the second DID owner, the signed claim identifying the first DID owned by the first DID owner, identifying

21

the second DID owned by the second DID owner, and defining a scope of permission for the second DID owner when the second DID owner uses the delegated first DID on behalf of the first DID owner; and

provide the signed claim to the second DID owner.

2. The computing system according to claim 1, wherein upon receipt of the signed claim, the second DID owner is authorized to use the first DID on behalf of the first DID owner in interactions with the one or more third-party entities.

3. The computing system according to claim 1, wherein the executed computer-executable instructions further cause the computing system to:

record an indicator in the distributed ledger that indicates that the first DID owner has delegated use of the first DID to the second DID owner.

4. The computing system according to claim 3, wherein the signed claim includes an indicator that prompts the one or more third-party entities to check the distributed ledger to determine if the delegation is still valid when the second DID owner attempts to act on behalf of the first DID owner.

5. The computing system according to claim 1, wherein the signed claim includes a DID owned by the second DID owner and thereby creates a formal relationship between the first DID owned by the first DID owner and the second DID owned by the second DID owner.

6. The computing system according to claim 1, wherein the scope of permission includes permission for the second DID owner to sign the first DID owner up for a service offered by the one or more third-party entities or to purchase a product or service from the one or more third-party entities.

7. The computing system according to claim 1, wherein the scope of permission includes permission for the second DID owner to access and provide to a designated subset of the one or more third-party entities a designated subset of the first DID owner's data stored in an identity hub controlled by the first DID owner.

8. The computing system of claim 1, wherein the executed computer-executable instructions further cause the computing system to:

record in an identity hub of the first DID owner and/or the second DID owner an indicator that indicates that the first DID owner has owner has delegated use of the first DID to the second DID owner to thereby at least partially prevent the first DID owner from repudiating the delegation.

9. The computing system of claim 1, wherein the executed computer-executable instructions further cause the computing system to:

alter the scope of the permission to the second DID owner at a time period after the permission is initially defined.

10. The computing system of claim 1, wherein the executed computer-executable instructions further cause the computing system to:

revoke the delegation to the second DID owner of the first DID owned by the first DID owner.

11. The computing system of claim 10, wherein the executed computer-executable instructions further cause the computing system to:

record an indicator in the distributed ledger that indicates that the first DID owner has revoked the delegation.

12. In a computing system that is implemented in a decentralized network that implements a distributed ledger, the distributed ledger being configured to back one or more decentralized identities (DID) for one or more users of the

22

computing system, a method for delegating use of a first DID from a first DID owner to a second DID owner of a second DID, the method comprising:

receiving an indication that the first DID owner desires to delegate use of the first DID owned by the first DID owner to the second DID owner of the second DID so that the second DID owner can act on behalf of the first DID owner in interactions with one or more third-party entities;

generating a signed claim that specifies that the first DID owner has delegated use of the first DID to the second DID owner, the signed claim identifying the first DID owned by the first DID owner, identifying the second DID owned by the second DID owner, and defining a scope of permission for the second DID owner when the second DID owner uses the delegated first DID on behalf of the first DID owner; and

providing the signed claim to the second DID owner.

13. The method according to claim 12, further comprising:

recording an indicator in the distributed ledger that indicates that the first DID owner has delegated use of the first DID to the second DID owner.

14. The method according to claim 13, wherein the signed claim includes an indicator that prompts the one or more third-party entities to check the distributed ledger to determine if the delegation is still valid when the second DID owner attempts to act on behalf of the first DID owner.

15. The method according to claim 12, wherein the scope of permission includes permission for the second DID owner to sign the first DID owner up for a service offered by the one or more third-party entities or to purchase a product or service from the one or more third-party entities.

16. The method according to claim 12, wherein the scope of permission includes permission for the second DID owner to access and provide to a designated subset of the one or more third-party entities a designated subset of the first DID owner's data stored in an identity hub controlled by the first DID owner.

17. The method according to claim 12, further comprising:

recording in an identity hub of the first DID owner and/or the second DID owner an indicator that indicates that the first DID owner has owner has delegated use of the first DID to the second DID owner to thereby at least partially prevent the first DID owner from repudiating the delegation.

18. The method according to claim 12, further comprising:

altering the scope of the permission to the second DID owner at a time period after the permission is initially defined.

19. The method according to claim 12, further comprising:

an act of revoking the delegation to the second DID owner of the first DID owned by the first DID owner; and an act of recording an indicator in the distributed ledger that indicates that the first DID owner has revoked the delegation.

20. A computer program product comprising one or more computer-readable hardware storage devices having thereon computer-executable instructions that are structured such that, when executed by one or more processors of a computing system, cause the computing system to perform at least:

receive an indication that a first DID owner of a first DID desires to delegate use of the first DID owned by the

first DID owner to a second DID owner of a second DID so that the second DID owner can act on behalf of the first DID owner in interactions with one or more third-party entities;
generate a signed claim that specifies that the first DID 5
owner has delegated use of the first DID to the second DID owner, the signed claim identifying the first DID owned by the first DID owner, identifying the second DID owned by the second DID owner, and defining a scope of permission for the second DID owner when 10
the second DID owner uses the delegated first DID on behalf of the first DID owner; and
provide the signed claim to the second DID owner.

* * * * *