

(19) World Intellectual Property Organization  
International Bureau



(43) International Publication Date  
6 December 2001 (06.12.2001)

PCT

(10) International Publication Number  
**WO 01/93036 A1**

(51) International Patent Classification<sup>7</sup>: **G06F 11/00**,  
17/60, 19/00

(21) International Application Number: PCT/US01/17676

(22) International Filing Date: 1 June 2001 (01.06.2001)

(25) Filing Language: English

(26) Publication Language: English

(30) Priority Data:  
60/208,992 1 June 2000 (01.06.2000) US  
60/238,257 5 October 2000 (05.10.2000) US

(81) Designated States (*national*): AE, AG, AL, AM, AT, AU, AZ, BA, BB, BG, BR, BY, BZ, CA, CH, CN, CO, CR, CU, CZ, DE, DK, DM, DZ, EE, ES, FI, GB, GD, GE, GH, GM, HR, HU, ID, IL, IN, IS, JP, KE, KG, KP, KR, KZ, LC, LK, LR, LS, LT, LU, LV, MA, MD, MG, MK, MN, MW, MX, MZ, NO, NZ, PL, PT, RO, RU, SD, SE, SG, SI, SK, SL, TJ, TM, TR, TT, TZ, UA, UG, UZ, VN, YU, ZA, ZW.

(84) Designated States (*regional*): ARIPO patent (GH, GM, KE, LS, MW, MZ, SD, SL, SZ, TZ, UG, ZW), Eurasian patent (AM, AZ, BY, KG, KZ, MD, RU, TJ, TM), European patent (AT, BE, CH, CY, DE, DK, ES, FI, FR, GB, GR, IE, IT, LU, MC, NL, PT, SE, TR), OAPI patent (BF, BJ, CF, CG, CI, CM, GA, GN, GW, ML, MR, NE, SN, TD, TG).

(71) Applicant: **EFARM, INC.** [US/US]; 11 Cherry Street, Danvers, MA 01923 (US).

**Published:**

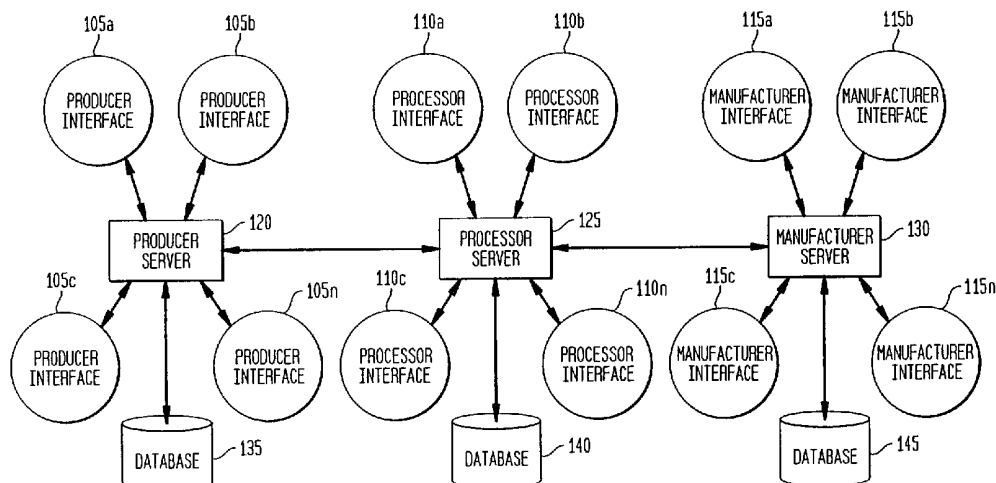
- with international search report
- before the expiration of the time limit for amending the claims and to be republished in the event of receipt of amendments

(72) Inventors: **JORGENSEN, William, L.**; 510 Commercial Street, Provincetown, MA 02657 (US). **BROGGER, Mark**; 258 Shawmut Avenue, Boston, MA 02118 (US).

(74) Agents: **GASPARO, Frank, M.** et al.; Baker & McKenzie, 805 Third Avenue, New York, NY 10022 (US).

For two-letter codes and other abbreviations, refer to the "Guidance Notes on Codes and Abbreviations" appearing at the beginning of each regular issue of the PCT Gazette.

(54) Title: TRANSACTIONAL SUPPLY CHAIN SYSTEM AND METHOD



100

(57) **Abstract:** A supply chain system including a first interface operable to allow a first individual to input first information associated with an item (105a) and a second interface operable to allow a second individual to input second information associated with a first processing of the item (110a), wherein the first interface and the second interface are coupled to each other via a network connection (100). Further, a method for tracing an item as the item progresses along a supply chain including associating first information with the item at a stage in the supply chain and associating second information and the first information with another item including the item at another stage in the supply chain.

**TRANSACTIONAL SUPPLY CHAIN SYSTEM AND METHOD**

5

**Field**

The present application generally relates to a transactional supply chain system and method and, more particularly, to a system and method for allowing transactions to occur at and between one or more stages along a supply chain while communicating these transactions to one or more participants in a real-time manner and for enabling the participants to trace the history of a product along the supply chain.

15

**Background**

Producers, such as farmers, can subscribe to a grower-based system. A grower-based system enables a farmer to input information relating to the farmer's fields and crops. Such information can include what varieties of a crop are being grown, the quantity of the crops being grown, the location of the crops, any inputs

applied to the crop and any farm technique to encourage growth or control weeds and insects. The grower-based system allows the farmer to manage the farm better, for example, to enhance the farm's yield. However, a  
5 variety of difficulties still exist for the farmer to gain value for the crop or livestock. These difficulties lie in limited information flow and market signals limited mainly to price and yield, with multiple tiers used in moving a product to market, the farmer is  
10 removed from understanding and coordinating inputs with value traits wanted by end-users, coordinating livestock needs with markets, and environmental and food safety compliance/traceability. A farmer, unless contracted, relies primarily on price markets to sell a harvest.

15       Once a crop is grown and harvested, the crop is stored, then transported to a processor that processes the crop. The processor is also faced with difficulties, including few information links with raw material producers beyond buy and sell relationships,  
20 unwanted, undesired or unmet commodity quality traits, inefficiencies due to a multi-tiered structure and inconsistency of supply, lack of information on how desired crops are grown and how to efficiently source the crops, excess inventory caused by lack of real-time

data, poor verification and safety traceability which  
can lead to serious safety issues as seen with Mad Cow  
Disease and Starlink issues, loss of product  
efficiencies due to lack of trait consistent traceable  
5 identification, environmental and food safety  
compliance, and, therefore, makes verifying brand claims  
difficult and creating new products from known  
ingredients harder.

Further, individuals or companies within a supply  
10 chain traditionally have been transacting business on a  
one-to-one basis, that is, communicating via telephone,  
fax, e-mail or in-person requirements, logistics, and  
terms for a purchase or sale to take place. For  
example, a producer wanting to do business with a first  
15 stage processor transacts business on a one-to-one basis  
with the first stage processor. In addition, the first  
stage processor transacts business with producers and  
manufacturers on a one-to-one basis or through some form  
of a buying group. The manufacturers then transact  
20 business with retailers, wholesalers, distributors, or  
other end-users who get products into the hands of  
consumers.

There is a need for a system and method that allows  
an individual or company within a supply chain to

transact and manage business with one or more other individuals or companies within or outside the supply chain from a single web-based environment so that a collaborative supply chain can be created. Further, what is needed is a system and method for tracing ingredient history of products using the single web-based environment.

#### Summary Of The Invention

10       An aspect of the present application provides for a supply chain system, including a first interface operable to allow a first individual to input first information associated with an item, and a second interface operable to allow a second individual to input  
15       second information associated with a first processing of the item, wherein the first individual and the second individual can access the inputted first information and the inputted second information via a network connection. Another aspect of the present application  
20       provides for a supply chain system. The supply chain system includes at least one producer interface operable to allow at least one producer to input first information, a producer server coupled to the at least one producer interface for processing the first

information associated with an item, a producer database coupled to the producer server for storing the first information, at least one processor interface operable to allow at least one processor to input second  
5 information, a processor server coupled to the at least one processor interface for processing the second information associated with the item, a processor database coupled to the processor server for storing the processed second information, at least one manufacturer  
10 interface operable to allow at least one manufacturer to input third information associated with the item, a manufacturer server coupled to the at least one manufacturer server for processing the third information, and a manufacturer database coupled to the  
15 manufacturer server for storing the processed third information, wherein the producer server, the processor server and the manufacturer server are coupled to each other via an Internet connection.

A further aspect of the present application  
20 provides for a method for facilitating at least one transaction between a first individual within a supply chain and a second individual within or outside the supply chain, including networking a plurality of individuals within or outside the supply chain together

in a single web-enabled environment, the plurality of individuals including the first individual and the second individual, and routing transactional data between at least the first individual and the second  
5 individual.

A still further aspect of the present application provides for a method for tracing a first item and a second item including the first item as the first item and second item progress along a supply chain. The  
10 method includes associating first information with the first item at a stage of the supply chain, and associating second information and the first information with the second item including the first item at another stage of the supply chain.

15

#### **Brief Description Of The Drawings**

Fig. 1 shows an exemplary embodiment of a transactional supply chain system;

Fig. 2 shows an exemplary embodiment of a supply chain;

20 Fig. 3 shows an exemplary embodiment of a web page viewed by a producer within a supply chain;

Fig. 4 shows an exemplary embodiment of a web page viewed by a producer within a supply chain;

Fig. 5 shows an exemplary embodiment of a web page viewed by a first stage processor within a supply chain;  
Fig. 6 shows an exemplary embodiment of a web page viewed by a manufacturer within a supply chain;

5 Fig. 7 shows an exemplary embodiment for tracing the history of a product;

Fig. 8 shows an exemplary embodiment for tracing the history of a product;

Fig. 9 shows an exemplary embodiment for tracing the

10 history of a product;

Fig. 10 shows an exemplary embodiment for tracing the history of a product;

Fig. 11 shows an exemplary embodiment for tracing the history of a product;

15 Fig. 12 shows an exemplary embodiment for tracing the history of a product;

Fig. 13 shows an exemplary embodiment for tracing the history of a product;

Fig. 14 shows an exemplary embodiment for tracing the

20 history of a product; and

Fig. 15 shows an exemplary embodiment for tracing the history of a product.



### Detailed Description

Fig. 1 illustrates an exemplary embodiment of transactional supply chain system 100. Even though the following exemplary embodiments are explained with  
5 reference to the crop wheat and to a supply chain including a producer, such as a farmer, a first stage processor, such as a mill, and a manufacturer, such as a bakery, the present application can be applied to other items, for example, other varieties of crops, livestock,  
10 farm inputs, machinery products, and a host of other products or services used in the business of farming, processing, or distributing of agricultural products and food. In alternative embodiments, additional processors and corresponding processing stages can be incorporated  
15 into transactional supply chain system 100. Moreover, the present application is not limited to producers, processors and manufacturers, rather other stages can be included in transactional supply chain system 100 having respective interfaces, such as one or more stages  
20 including seed companies, one or more stages providing storage and/or one or stages including companies providing inputs, for example, fertilizers.

Fig. 2 illustrates an exemplary embodiment of a supply chain 200 including various participants, such as

producers 210, storage or elevator facilities 220, first stage processors 230, manufacturers 240 and end-users 250. In the exemplary embodiments of the present application, participants can be either individuals or  
5 companies within or outside a supply chain. The participants of the supply chain 200 transact and manage business in a single web-based environment. As a result, in an exemplary embodiment, information can be shared up and down the supply chain 200 by all  
10 participants forming a collaborative supply chain and one or more participants can trace the history of one or more items or other items included therein.

Transactional supply chain system 100 shown in Fig. 1 includes one or more producer interfaces 105a...105n,  
15 producer server 120, database 135, one or more processor interfaces 110a...110n, processor server 125, database 140, one or more manufacturer interfaces 115a...115n, manufacturer server 130 and database 145. In an exemplary embodiment, producer interfaces 105a...105n,  
20 processor interfaces 110a...110n and manufacturer interfaces 115a...115n are one or more web pages and are coupled to their respective servers via a wireless or land-line Internet connection. Producer server 120, processor server 125 and manufacturer server 130 are

coupled together such that an individual using any interface within transactional supply chain system 100 can gain access to any information stored on each database 135, 140, 145, creating a series of private  
5 networks based on the collaborative workings of all participants. In an alternative embodiment, individuals are restricted from gaining access to particular stored information. Transactional supply chain system 100 including three separate servers coupled to respective  
10 databases is merely illustrative. Accordingly, more or less servers and databases can be utilized and arranged in a variety of configurations, for example, a single central server coupled to one or more databases can be used in transactional supply chain system 100.

15 As shown in Fig. 1, producer interfaces 105a...105n are coupled to database 135 via producer server 120. A producer, for example, a farmer, inputs crop information relating to one or more crops, such as wheat, into database 135 via the respective producer interface  
20 105a...105n. In an exemplary embodiment, crop information includes planning data, pre-planting soil preparation data, data indicative of the varieties of wheat being grown, data indicative of the quantity of wheat being grown, data indicative of the location of the wheat,

inputs data such as crop chemicals or other treatments,  
planting data, crop growth and monitoring data,  
including but not limited to environmental monitoring  
data, harvesting data, transport data, financial data,  
5 and transfer and storage data. Other data can be  
inputted and stored as well. Further, each farmer can  
input information such as whether the wheat is  
genetically modified, organic and kosher and what  
pesticides have been used.

10 A first stage processor, for example, a mill, using  
one of processor interfaces 110a...110n has access via the  
Internet to database 135 having stored therein data  
inputted by one or more farmers. In an alternative  
embodiment, a manufacturer, such as a bakery, and/or  
15 other participants within or outside the supply chain  
200 can also access data stored in database 135. In an  
exemplary embodiment, each processor can only access  
data stored in database 135 associated with farmers that  
have granted the processor permission. In a further  
20 exemplary embodiment, a farmer can limit which data  
particular processors can access. For example, a farmer  
may grow and harvest multiple varieties of wheat and  
limit a particular processor to accessing information

about only one of the varieties or about only some of the fields where crops are grown.

Once the wheat is grown and harvested, the wheat is thereafter transported first to storage, for example, an elevator, and then, upon being purchased, to a processing facility, such as a mill, for processing the wheat to flour. A processor using one of processor interfaces 110a...110n inputs information into database 140 via processor server 125. In an exemplary embodiment, the information includes planning data, wheat storage data, milling data, such as moisture and protein level, kernel size, flour storing data, packaging data, data indicative of yields in production, finished product storage data and shipping data. Other data can be inputted and stored as well. A manufacturer, such as a bakery, using one of manufacturer interfaces 115a...115n can then access the information about the flour stored in database 140 via the Internet. In an exemplary embodiment, the manufacturer can only access information stored in database 140 associated with processors that have granted the manufacturer permission. In a further exemplary embodiment, a processor can limit which information the manufacturer can access. For example,

the processor may only allow a manufacturer to view moisture level data or lot specifications associated with the processing of a particular variety of wheat or wheat recipe from specific storage containers made for  
5 their exclusive use. In an alternative embodiment, a producer using one of producer interfaces 105a...105n can also access information stored in database 140.

After the item is processed, for example, after the wheat is processed into flour, the wheat is purchased by  
10 a manufacturer, such as a bakery, via one of manufacturer interfaces 115a...115n to convert the flour into dough and then into a finished product. A manufacturer using one of manufacturer interfaces 115a...115n inputs information into database 145 via  
15 manufacturer server 130. In an exemplary embodiment, the information includes performance data, for example, data indicative of whether the finished product met specifications, quality data, for example, how a finished product scores, referred to as bake score data,  
20 and yield data. Other data can be inputted and stored as well. A producer and/or a processor using one of producer interfaces 105a...105n and/or one of processor interfaces 110a...110n, respectively, can then access the information about the flour, dough and/or finished

product stored in database 145 via the Internet. In an exemplary embodiment, the producers and/or the processors can only access information stored in database 145 associated with manufacturers that have  
5 granted the producers and processors permission. In a further exemplary embodiment, a manufacturer can limit which information the producers and the processors can access. For example, the manufacturers may only allow one or more producers and/or one or more processors to  
10 view certain data associated with particular lots of finished products.

Transactional supply chain system 100 enables a processor and/or manufacturer to store less wheat and/or flour, respectively, due to the ability of looking down  
15 the supply chain to determine, for example, available inventory and types of inventory. Transactional supply chain system 100 also enables a processor and/or manufacturer to demand wheat and flour shortly before fulfilling pending orders.

20 In an exemplary embodiment, transactional supply chain system 100 also includes an inspection device, not shown in Figs. 1 and 2. The inspection device can be one or more individuals, such as independent third parties, who manually or through lab analysis perform

inspections. The inspection device inspects farmer fields, growing practices, processing and storage facilities and/or associated products. The inspection device can verify that information input into databases 135, 140, 145 is accurate. For example, an inspection will verify that "x wheat" is organic and does not use a particular pesticide. The inspection may be performed by an individual going to the farmer's facility to manually test the wheat, or it might be done from an analysis device at the point of inspection or in the lab. In an exemplary embodiment, the inspection information is stored in a database that can be accessed via producer interfaces 105a...105n, processor interfaces 110a...110n and/or manufacturer interfaces 115a...115n.

15 In a further exemplary embodiment, a participant, which can be one or more individuals or companies, specifies points of entry along a supply chain where the participant wants feedback/verification information. For example, a participant, such as a bakery, can 20 specifies the desired feedback information such as inspection results at one or more producer fields, moisture and protein level of a certain variety of wheat or availability of key output traits tied to a specific product claim in a bakery's product, for example, having



more bran than other varieties of wheat. Once the feedback information is determined, the bakery can access the information stored, for example, in a verification database. In addition, the participant can  
5 specify using, for example, a personalization engine, who in particular the participant wants to have access to specific information. For example, a farmer may only desire particular mills to be capable of viewing information about all or some of the farmer's crop.  
10 Each participant has control over who can view what information associated with the respective participant.

Fig. 3 illustrates an exemplary embodiment of a home web page 300 viewable by a producer, such as a farmer, within supply chain 200. The layout and content  
15 of the home web page 300 and other web pages associated with the home web page 300 are merely exemplary. The web page 300 enables the farmer to transact and manage many aspects of its business, as well as monitor the needs of other individuals and businesses. Even though  
20 the exemplary embodiments are explained with reference to the crop wheat, the present invention can be applied to other varieties of crops, livestock, farm inputs, machinery products, and a host of other products or

services used in the business of farming, processing, or distributing of agricultural products and food.

The home web page 300 provides the farmer with many transactional and managerial abilities. In an exemplary embodiment, by selecting crop inventory tab 310, the farmer can input information about its crops and inventory into, for example, database 135. The farmer has the ability to track the crop information from the time of planting through harvesting by field, by crop, by characteristic of the crop and/or by storage area on the farm, and know where all of this information resides real-time. As a result, the farmer can track by an inventory number the total crop, harvesting, and storage information which can then be passed on to those seeking to buy its crops.

Logistics tab 315 allows for the arrangement and management of any shipping of the farmer's crops to one or more of the farmer's customers or those who merchandise the farmer's crops, for example, to a processing mill, and to a grain elevator. A number of shipping services can be utilized including, but not limited to, truck and rail services. Further, the logistics web page accessed upon clicking the logistics tab 315 allows the farmer to track shipments going out

and coming in, for example, by order lot number and customer. Logistics box 360 which is viewable on the farmer's home web page 300 lists some of the logistics items that are also viewable on the logistics web page.

5 These logistics items include contracts in transit, upcoming contract delivery dates and requests for authorization of particular contracts or they could include estimates from logistics providers for the cost of handling any of the farmer's logistic needs or

10 related services. In an exemplary embodiment, the logistics items viewable in logistics box 360 are the most timely or time sensitive items. For example, a particular contract may need shipping authorization that day or a notice may be posted that a contract is in

15 transit or have a need to be priced that day to make it to market in time to catch the price being offered. All other logistics items are viewable at the logistics web page.

In a further exemplary embodiment, the farmer can

20 input at the logistics web page that the farmer has a certain quantity, and quality, of a product to ship from a particular farm's storage, or from a grain elevator, that has rail or truck capacity to another location. The farmer could then send out the request for a bid or

contract with a known shipping service or ship according to an existing contract the farmer has.

Grain elevator tab 320 provides the farmer access to an elevator web page for conducting and managing various aspects of business with one or more grain elevators. Aspects of business that can be conducted with a grain elevator through the elevator web page include ordering shipping to and from one or more grain elevators, monitoring what crop and how much of the farmer's crop is stored at each grain elevator and making payments for storage. Moreover, the farmer has access to information about how the crop is being stored, for example, if certain quality traits are being preserved. Such traits include ensuring that organic crops are stored in organic locations and GMO and non-GMO crops or other identity preserved items are stored into the appropriate respective storage locations. The elevator could also communicate all manner of market making information to the farmer enabling the farmer to instruct the elevator on how to sell or hedge the farmer's crops.

First stage processor tab 325 provides the farmer access to a processor web page for conducting and managing various aspects of business with a first stage

processor, such as a flour milling company, who the farmer sells wheat to. In an exemplary embodiment, agreement information is viewable via the first stage processor tab 325. For example, the first stage processor may have a need for five thousand bushels of a particular variety of wheat and that request is transmitted to one or more producers, the farmer being one. The producer can view that request via one of producer interfaces 105a...105n and respond by entering into a contract, for example, for a thousand bushels of a particular wheat. Specifically, if the farmer can satisfy the first stage processor's needs, the farmer could enter into a contract with the first stage processor through a web site 400 accessed by the first stage processor tab 325. The first stage processor's needs will thereafter adjust to four thousand bushels. Figure 4 discussed below is an exemplary embodiment of the web page 400 viewed by the farmer upon clicking the first stage processor tab 325.

Flour mill B tab 330 provides the farmer access to another processor web page, for example, another first stage processor or a processor at a subsequent stage. In an exemplary embodiment, the functioning of this processor web page is similar to the functioning of the

previously discussed processor web page. In a further exemplary embodiment, there is a single processor tab that has a number of different locations or processors that the farmer can sell its product to.

5 Bank tab 340 gives the farmer access to a bank web page that allows the farmer to attend to its banking needs, for example, those needs arising out of transactions from elsewhere in the transaction supply chain system 100. For example, if the farmer stores its  
10 wheat at a grain elevator, it can view at the bank web page accessible through the bank tab 340 the funds used to pay for such storage. Further, if the farmer sells its wheat to the first stage processor, the farmer can view the funds received from the first stage processor.  
15 Also, if the farmer owes the first stage processor a payment, the farmer could through the bank web page accessible by clicking on the bank tab 340 put in a request to send the first stage processor the appropriate payment, as well as monitoring that the  
20 first stage processor has already received the payment. Similarly, the farmer can have access to other services as well via the home web page 300, such as logistics, purchase of inputs and machinery repairs. Thus, bank tab 340 is merely illustrative of one of the services

that can be available to the farmer via, for example,  
the home web page 300.

Box 355 which is viewable by the farmer on the home  
web page 300 list hot items and/or action status. In an  
5 exemplary embodiment, hot items are business information  
that is at the top of a chronological hierarchy sorted  
by time date --the most time sensitive information. For  
example, if a certain contract is shipping that day,  
such information can be included in the appropriate  
10 place in the box 355. As a result, the farmer has a  
quick reference to items on which some action, for  
example, an acknowledgment, is useful to the farmer  
itself or others in transactional supply chain system  
100. Note that item 3 in box 355 is the same as item 3  
15 in logistics box 360 since it pertains to shipping  
information for that day which could be considered a hot  
item.

In an exemplary embodiment, the farmer can view  
each contract referred to on the home web page 300 or on  
20 any link from the home web page 300 by clicking on the  
hyperlink for that contract. In a further exemplary  
embodiment, the viewable contracts are images of the  
entire electronic signature contracts, as well as  
including summary information about, for example, the

kind of crop, the amount of the crop, where the crop is stored and the monetary particulars. For example, the farmer can click on a particular contract # and there may be certain text highlighted for the farmer to

5 confirm its approval or may ask the farmer to provide a missing piece of information if something is not filled out. Processor home web page 500 and manufacturer home web page 600 shown in Figs. 5 and 6, respectively, also provide the capability to view each referred to

10 contract. This allows the farmer to view the workings of each piece of its business without having to transverse several web sites of each supplier, buyer or provider of services.

In an exemplary embodiment, box 350 includes one or

15 more links. These links include home, hot items, markets, logistics, weather, agricultural ("AG") news, AG links, user profile and privacy. The hot items link would connect the farmer to a hot items web page containing all the items of business that need prompt

20 attention. Hot items are generated using a data sorting functionality that keeps the farmer's business sorted by date. However, any information can be pushed up to the top of the chronological list. In an exemplary embodiment, the farmer can make settings of how it wants



its hot items to be arranged so that if the farmer  
clicks on the hot items link the farmer will see  
everything that is in box 355 and box 360 plus  
additional items that may not be as pressing. Hot items  
5 can also include a weather service warning, a crash in  
agricultural prices, a rise in agricultural prices  
and/or the sudden need of a customer to the farmer's  
specific crops.

The markets link in box 350 gives the farmer access  
10 to a markets web page having agricultural market  
information. In an exemplary embodiment, the home web  
page 300 includes a portion of the agricultural market  
information, for example, wheat prices box 365 and farm  
market box 375. In a further exemplary embodiment, the  
15 farmer can click on a portion of box 365 and box 375 to  
provide the farmer with more detailed market  
information. The agricultural prices are updated real-  
time or only after a certain predetermined amount of  
time.

20 The logistics tab in box 350 gives the farmer  
access to a logistics web page providing logistical, for  
example, shipping, information relevant to the farmer's  
business. The home web page 300 includes a portion of  
the logistical information in logistics box 360. The

logistics information in logistics box 360 includes the most pressing shipping items such as notice that a certain contract is in transit, a contract delivery date, a contract will ship that date and/or a contract  
5 needs shipping authorization.

The weather link in box 350 gives the farmer access to a weather web page dedicated to weather information. In an exemplary embodiment, the weather information is restricted to weather conditions local to the farmer.  
10 In alternative embodiments, weather conditions and news for other regions can be accessed and displayed as well. Further, the farmer can request more specific weather information for a particular location through the weather web page. The home web page 300 includes a  
15 portion of the weather information available at the weather web page at weather box 370. In an exemplary embodiment, weather box 370 includes a listing of the current and short term weather forecast.

AG news link in box 350 gives the farmer access to  
20 an AG news web page dedicated to current and/or past agricultural news and to agricultural news at web sites managed/hosted by others. AG links in box 350 also provides the farmer access to other agricultural-related web sites managed/hosted by other systems. User profile

link in box 350 gives the farmer access to a functional web page where the farmer can control the settings for all the various functions provided via home web page 300. User profile box 380 also allows the farmer to  
5 access the farmer's account, view and/or change preferences, add and delete tabs, and configure weather. Privacy link in box 350 gives the farmer access to a web page providing information about a privacy policy.

It should be noted that the farmer, the processor,  
10 the elevators and the manufacturer each can decide on the layout and informational content of the respective home web page through the use of a personalization engine whose purpose is to create a series of proprietary collaborative networks to enable the  
15 effective value enhanced supply chain to benefit each of the participants. There are a variety of personalization engines that are well known in the art which can be used, such as Vantage Point™ for agricultural services. For example, the farmer may  
20 decide that it does not want to view certain boxes or links on the home web page 300, but still have access to such information through other channels.

Figure 4 depicts the processor web page 400 accessible through the first stage processor tab 325 of

the home web page 300. Web page 400 provides information about business transacted between the farmer and the customer, the first stage processor. Tabs 310, 315, 320, 325, 330 and 340 are the same as those  
5 discussed with reference to Fig. 3 and therefore are not discussed again.

Box 415 includes hot items that pertain to the first stage processor's transaction information regarding past, future and ongoing contracts. Hot items  
10 can include an indication that a particular first stage processor contract needs a confirmation, funds have been received from the first stage processor for a particular contract, the first stage processor has sent funds for a particular contract, a contract is to ship that day  
15 and/or a particular contract has been signed. Logistics box 420 includes the most pressing logistical information that only pertains to the first stage processor. Note that item 3 in box 415 is the same as item 3 in logistics box 420 since it pertains to  
20 logistics information regarding a first stage processor contract that is time sensitive. Other features of the logistic tab 315 and the logistic box 420 were described above with reference to Fig. 3 and are not explained again.

Lab results box 425 includes a listing of the lab results for particular contracts. If the farmer clicked on a contract number in lab results box 425, the farmer could view the lab results for that particular contract.

5 Lab result information can include a variety of things like protein, DNA, pesticide content, moisture, foreign matter, ash, vitamin and mineral make-up varying greatly depending on which crop or livestock item is tested. In an exemplary embodiment, a third party inputs the lab

10 results that are thereafter transmitted and stored in a database of transactional supply chain system 100 and viewable via the lab results box 425. There can be a number of points in the process where quality checks can be added as a manufacturing process progresses. Such

15 quality checks can be added, for example, at predetermined points along a supply chain and reported to one or more participants.

Needed contracts box 430 sets forth the contractual needs of the first stage processor. Specifically, the

20 farmer views the amount, variety and date the crop is needed by. In an exemplary embodiment, such information is viewable by more than one farmer. For example, the first stage processor may put out a request to all of its producers that it needs 1,000 bushels of a certain

wheat by a certain date. The farmer can click on a contract number hyperlink and notify the first stage processor that it has all or some of the desired wheat for sale. The first stage processor can thereafter  
5 accept the offer. Once an agreement is entered into, for example, a contract is executed by the respective parties, the needed contract box 430 is updated real time --the needed quantity is reduced accordingly or the contract entry is eliminated.

10           Box 410 includes a contact first stage processor link, a hot items link, a pending contracts link, needed contracts link, a first stage processor news link and a sample testing link. The contact first stage processor link allows the farmer to contact the first stage  
15 processor for example by providing a phone number and address information and/or having a link to an e-mail application. Hot items link functions as described above with reference to Fig. 3, however, with reference to Fig. 4 only hot items associated with the first stage  
20 processor are displayed. Pending contracts link and needed contracts link allow the farmer to view all pending contracts with and needed contracts for the first stage processor. Needed contracts box 430 displays only the portion of the needed contract

information that is the most time sensitive. First stage processor news link provides the farmer with any news the first stage processor wishes to disseminate. Sample testing link provides information, such as  
5 protein, ash, moisture, foreign matter, GMO, non-GMO, and organic information.

Figure 5 illustrates the home web page 500 of a processor, for example, the first stage processor. The layout and content of the home web page 500 and the web  
10 pages associated with the home web page 500 are merely exemplary. The home web page 500 is the web page viewed by the first stage processor when it accesses transactional supply chain system 100 via one of processor interface 110a...110n. Numerous tabs, boxes and  
15 links have similar functions as described with reference to Fig. 3 and therefore are not explained again. These tabs and boxes include logistics tab 525, bank tab 530, wheat prices box 555, user profile box 570 and each of the links in box 540. Note, however, that each of the  
20 tabs, boxes and links provide information pertaining to the first stage processor. For example, box 545 includes hot items pertaining to what the first stage processor needs to do on that given day and/or other time sensitive information.

Contracts tab 510 provides the first stage processor information pertaining to all contract information, including pending supplier contracts and all pending customer contracts. Supplier contracts pending box 560 and customer contracts pending box 563 illustrates a portion of the contract information that is the most time sensitive information. When the first stage processor confirms a new contract, the contracts web page accessible via the contract link 510 is updated to include another entry for supplier contracts pending. Further, if the contract is time sensitive it could also be listed in supplier contracts pending box 560.

Suppliers tab 515 provides the first stage processor information regarding all of its suppliers and information pertaining to all transactions from incoming items, such as raw material. Customers tab 520 provides the first stage processor information regarding all of its customers, for example, bakery customers, and information pertaining to all transactions from outgoing products, such as flour. The first stage processor can transact business with its suppliers and customers through the web pages accesses via the suppliers tab 515 and the customers tab 520, respectively. In an exemplary embodiment, the web pages accessible via the



customers tab 520 and suppliers tab 515 have their own hot items box for each of the customers and suppliers.

Logistics tab 525 allows the first stage processor to track what is coming in and what is going out, as well as transact any needed business with shipping services. For example, all transactions regarding wheat that has been or will be received and all transactions regarding flour that has been or will be sent out can be tracked. Other information can be tracked as well.

Logistics box 550 illustrates the logistics information that is the most time sensitive. In addition, lab tab 535 provides the first stage processor access to lab test results of items coming in and processed items going out.

Figure 6 illustrates the home web page 600 of a manufacturer, for example, a bakery. The layout and content of the home web page 600 and the web pages associated with the home web page 600 are merely exemplary. The home web page 600 is the web page viewed by the bakery when it accesses transactional supply chain system 100 via one of manufacturer interfaces 115a...115n. Numerous tabs, boxes and links have similar functions as described with reference to Figs. 3, 4 and 5 and therefore are not explained again. These tabs and

boxes include logistics tab 615, bank tab 620, hot items  
box 645, logistics box 650, supplier contracts pending  
box 655, customer contracts pending 660, user profile  
box 665 and home, hot items, markets, logistics, user  
5 profile and privacy links in box 640. Note, however,  
that each of the tabs, boxes and links provide  
information pertaining to the bakery. For example, hot  
items box 645 includes hot items relating to the  
bakery's business that are time sensitive.

10 First stage processor tab 610 provides the  
manufacturer, the bakery, access to a web page including  
information about the first stage processor which is  
supplying flour to the bakery. Specifically, the first  
stage processor web page includes all business  
15 information regarding the first stage processor, such as  
all the pending and executed transactions that are  
involved in buying flour from the first stage processor.  
For example, information stating that the bakery expects  
to receive a certain quantity of a certain type of flour  
20 on a particular date. Further, the bakery can request  
that it needs, for example, five thousand pounds of rye  
flour by a certain date and the first stage processor  
could thereafter enter into an electronic contract with  
the bakery to supply the flour.

Customer links 625, 630, 635 provide the bakery access to respective web pages for individual customers. The bakery provides to its customers, for example, bread products such as rolls and frozen dough.

5           Flour status link in box 640 provides the bakery with access to a web page having test results and quality reports for incoming flour that was sent to the bakery by its various suppliers. In other words, the web page could provide a quality snap shot of all the  
10   flour the bakery has in its inventory. Quality results link in box 640 provides the bakery with access to a web page having quality and test results of outgoing baked products. Yield results by lot shows relative performance for traceable flour and provides the bakery  
15   access to a web page for inputting information concerning how much product the manufacturer got from a given shipment of flour. For example, the bakery made x number of rolls out of x pounds of flour. The bakery can also design specific products with specific label  
20   claims knowing the information set forth above through information acquired by the farmer and the first stage processor. Such web pages allow the bakery or any other participant to track a lot of wheat completely from a retailer to the field of a farmer in the event of a food

safety question, thereby enhancing the ability of the bakery to service its customers with more product offerings and to step up the ability to comply with growing food safety regulations based on traceability on  
5 the federal and state level.

In an exemplary embodiment, an ingredient history of a product is stored in one or more databases of transactional supply chain system 100 which allows tracing and verification of at least all product  
10 ingredients all the way back to one or more seed companies, or further if applicable. The database can be either database 135, database 140 or database 145, or a combination thereof. Other databases not shown in the drawings can be utilized as well. In a further  
15 exemplary embodiment, information is transmitted back to an originator of an ingredient, for example, a company providing seeds, informing the seeding company of the performance of its seeds at one or more points along a supply chain.

20 Figures 7 through 15 illustrate an exemplary embodiment for tracing an item as the item develops into another item and progresses along a supply chain. Like reference numerals designate like data in the figures. In the exemplary embodiment, a supply chain including a

farm, a mill and a bakery and a product such as bread is described. The components of this supply chain and the item, however, are merely illustrative.

Figures 7 through 9 illustrate the tracing of the ingredients used in a particular bread product starting at the farm stage 700 of a supply chain. As previously noted, the tracing of ingredients of products can begin before a producer, such as from a seeding stage. The tracing of the bread product ingredients begins when a farmer inputs information about the wheat used in the bread product, for example, field and planting data 705, into database 135 via the respective producer interface 105a...105n, as shown in Fig. 7. Field and planting data 705, as well as storage information if applicable, is then audited, for example, by a third party 710 and audit results data 810, shown in Fig. 8, is generated and stored in database 135. The grain is thereafter harvested and marked as a specific inventory lot. Information about the harvested grain, for example, quantity and quality information, is input by the farmer into database 135 and stored as producer inventory lot #A data 805 shown in Fig. 8. Audit results data 810 and producer inventory lot #A data 805 are stored in database 135 either together as a single record or as

multiple records in association with each other. A lab test on the grain 815 is performed and test results data 905, shown in Fig. 9, is generated and stored in database 135. As can be seen in Fig. 9, producer  
5 inventory lot #A data 805, audit results data 810 and test results data 905 are stored in database 135 either together as a single record or as multiple records in association with each other. The grain, referred to in Fig. 9 as available inventory 910, is then offered for  
10 sale in transactional supply chain system 100.

Figures 10 through 12 illustrate the tracing of the wheat and flour used in the particular bread product at the mill stage 1000 of the supply chain. Available inventory 910 or a portion thereof is purchased by a  
15 mill, as shown in Fig. 10, for example, via one of processor interfaces 110a...110n. Information about the purchased grain, for example, the location of the stored grain, the quantity of the grain and the quality of the grain, is generated and stored in database 140 as grain  
20 inventory bin #1 data 1005. Further, PI lot #A data 1010 is generated which includes all known information about the available inventory 910 purchased from the farmer. In an exemplary embodiment, this information includes producer inventory lot #A data 805, audit

results data 810 and test results data 905. PI lot #A data 1010 and grain inventory bin #1 data 1005 are stored in database 140 either together as a single record or as multiple records in association with each other. An experimental mill test 1015 is then performed and mill test results data is generated and stored in database 140.

Next, the mill creates a wheat mix in part from the grain of available inventory 910 and generates and stores wheat mix #1 data 1105 in database 140, as shown in Fig. 11. Wheat mix #1 data 1105 includes, for example, quantity information and quality information. Further, grain bin #1 data 1005, shown in Fig. 11 under wheat mix #1 data 1105, also includes mill tests results data from experimental mill test 1015. Wheat mix #1 data 1105, grain bin #1 data 1005 and PI lot #A data 1010 are stored in database 140 either as a single record or as multiple records in association with each other. An additional experimental mill test 1115 is thereafter performed on the wheat mix and mill test results data is generated and stored in database 140. Specifically, wheat mix #1 data 1105, shown in Fig. 12 under mill flour lot A data 1205, also includes the mill test results data. The mill next processes the wheat

mix into flour and generates information about the flour  
as mill flour lot A data 1205, as shown in Fig. 12.  
Mill flour lot A data 1205 includes, for example,  
quantity information and quality information. Mill  
5 flour lot A data 1205, wheat mix #1 data 1105, grain  
inventory bin #1 data 1005 and PI lot #A data 1010 are  
stored in database 140 either as a single record or as  
multiple records in association with each other. A  
flour analysis 1215 is then performed on the flour  
10 processed from the specific wheat mix and flour analysis  
data is generated and stored in database 140.  
Thereafter, a performance report 1220 is generated, for  
example, by the mill which can include an ability to  
compare all flour lots created at the mill. In an  
15 exemplary embodiment, the performance report 1220  
includes the flour analysis data.

Figures 13 through 15 illustrate the tracing of  
the flour, dough and finished bread product at a bakery  
stage 1300 of the supply chain. A bakery purchases the  
20 flour from the mill, receives performance report 1220  
and stores the flour in a flour lot bin. Flour lot bin  
#1 data 1305 is generated which includes, for example,  
information about the location and conditions of the bin  
the flour is stored in, the quantity of the flour and



the quality of the flour, as shown in Fig. 13. Flour lot bin #1 data 1305 is stored in database 145 along with data about the history of the flour. Specifically, flour lot bin #1 data 1305, mill flour lot A data 1205, wheat mix #1 data 1105, grain bin #1 data 1005 and PI lot #A data 1010 are stored in database 145 either as a single record or as multiple records in association with each other.

Using flour from the flour lot bin associated with flour lot bin #1 data 1305, the bakery creates dough and generates dough #A data 1405, as shown in Fig. 14. Dough #A data 1405 includes, for example, quantity information and quality information. Dough #A data 1405, flour lot bin #1 data 1305, mill flour lot A data 1205, wheat mix #1 data 1105, grain bin #1 data 1005 and PI lot #A data 1010 are stored in database 145 either as a single record or as multiple records in association with each other. Batch test 1415 is thereafter conducted on the dough corresponding with dough #A 1405 and batch test data is generated and stored in database 140. Specifically, dough #A data 1405, shown in Fig. 15 under finish product #1 data 1505, also includes the batch test data.

The dough is used by the bakery to create bread and the bakery generates finish product #1 data 1505 corresponding to the produced bread, as shown in Fig. 15: Finish product #1 data 1505 includes, for example, quantity information and quality information. Finish product #1 data 1505, dough #A data 1405, flour lot bin #1 data 1305 mill flour lot A data 1205, wheat mix #1 data 1105, grain bin #1 data 1005 and PI lot #A data 1010 are stored in database 145 either as a single record or as multiple records in association with each other. Performance, for example, quantity of loaves, texture and taste, are then scored and data indicative of the performance is stored in database 145 as bake score data 1515 and can be compared with other units of production.

Even though Figs. 7 through 15 were described with reference to storing information in database 135, database 140 and database 145, other databases or memory storage devices can be used as well. Further, the present application is not limited to the database architecture shown in Fig. 1. For example, a single database or cluster of databases networked together can be accessed by each of the interfaces shown in Fig. 1.

As a result of tracing the development of an item, such as a bread product, as described above with reference to Figs. 7 through 15, information about every item, such as ingredients, included within the item can  
5 be verified. Information is continuously and progressively stored in one or more databases along an entire supply chain that allows one to verify a brand claim of a particular finished product or lot of finished products, such as XYZ product is 100 percent  
10 organic.

The embodiments described above are illustrative examples of the present invention and it should not be construed that the present invention is limited to these particular embodiments. Various changes and  
15 modifications may be effected by one skilled in the art without departing from the spirit or scope of the invention as defined in the appended claims.

We claim:

1. A supply chain system, comprising:

5 a producer interface operable to allow a producer  
to input first information associated with producing an  
item;

a processor interface operable to allow a first  
stage processor to input second information associated  
with first processing of the item; and

10 a manufacturer interface operable to allow a  
manufacturer to input third information associated with  
manufacturing of the item, wherein

any one or more of the producer, the first stage  
processor, and the manufacturer can access any one of  
15 the inputted first information, the inputted second  
information, and the inputted third information via a  
network connection.

2. The supply chain system as set forth in claim  
20 1, wherein the network connection is an Internet  
connection.

3. The supply chain system as set forth in claim  
1, wherein the item is a crop.

4. The supply chain system as set forth in claim  
3, wherein the first information includes at least one  
of planning data, pre-planting soil preparation data,  
5 crop variety data, crop quantity data, crop location  
data, inputs data, planting data, crop growth and  
monitoring data, storage data and quality data.

5. The supply chain system as set forth in claim  
10 3, wherein the second information includes at least one  
of planning data, storage data, milling data, packaging  
data, finished product storage data, shipping data and  
quality data.

15 6. The supply chain system as set forth in claim  
3, wherein the third information includes at least one  
of storage data, quality data and performance data.

7. A supply chain system, comprising:  
20 at least one producer interface operable to allow  
at least one producer to input first information;  
a producer server coupled to the at least one  
producer interface for processing the first information  
associated with an item;

a producer database coupled to the producer server  
for storing the first information;

at least one processor interface operable to allow  
at least one processor to input second information;

5 a processor server coupled to the at least one  
processor interface for processing the second  
information associated with the item;

a processor database coupled to the processor  
server for storing the processed second information;

10 at least one manufacturer interface operable to  
allow at least one manufacturer to input third  
information associated with the item;

a manufacturer server coupled to the at least one  
manufacturer server for processing the third

15 information; and

a manufacturer database coupled to the manufacturer  
server for storing the processed third information,  
wherein

the producer server, the processor server and the  
20 manufacturer server are coupled to each other via an  
Internet connection.

8. The supply chain system as set forth in claim  
7, wherein the item is a crop.

9. The supply chain system as set forth in claim  
8, wherein the first information includes at least one  
of planning data, pre-planting soil preparation data,  
crop variety data, crop quantity data, crop location  
5 data, inputs data, planting data, crop growth and  
monitoring data, storage data and quality data.

10. The supply chain system as set forth in claim  
8, wherein the second information includes at least one  
10 of planning data, storage data, milling data, packaging  
data, finished product storage data, shipping data and  
quality data.

11. The supply chain system as set forth in claim  
15 8, wherein the third information includes at least one  
of storage data, quality data and performance data.

12. A method for tracing a first item and a second  
item that includes the first item, as the first item and  
20 the second item progress along a supply chain,  
comprising:

associating first information with a first item at  
a stage of the supply chain, the first information

including at least one of quantity information,  
performance information and quality information;

associating second information and the first  
information with a second item that includes the first  
5 item, at another stage of the supply chain, the second  
information including at least one of quantity  
information, performance information and quality  
information; and

transmitting the first information and the second  
10 information to at least one individual of a plurality of  
individuals within or outside the supply chain.

13. The method for tracing a first item and a  
second item along a supply chain as set forth in claim  
15 12, wherein

the plurality of individuals includes at least one  
producer, at least one processor and at least one  
manufacturer.

20 14. The method for tracing a first item and a  
second item along a supply chain as set forth in claim  
12, wherein

the first item is a crop and the second item is a  
product that is processed from the crop.

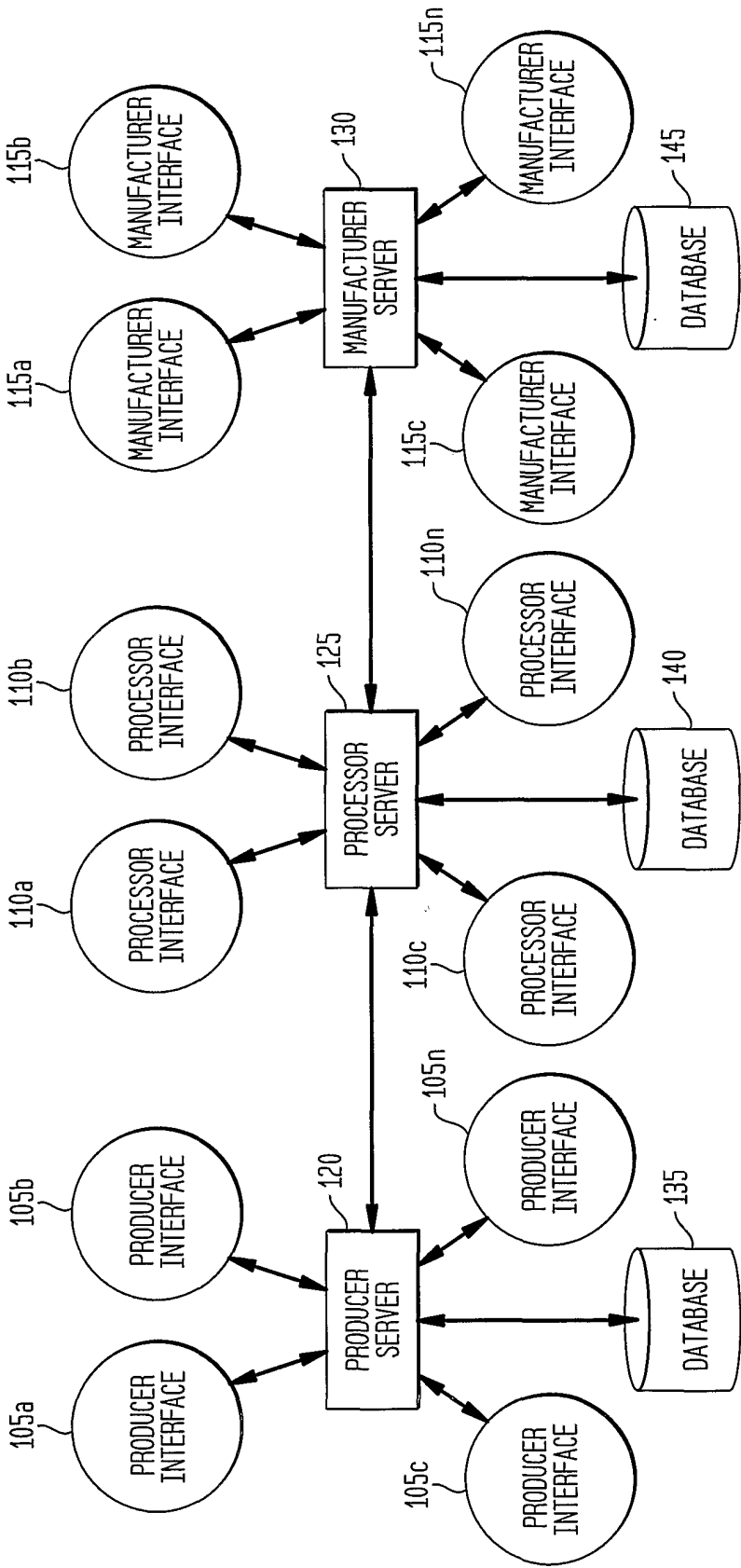


15. The method for tracing a first item and a second item along a supply chain as set forth in claim 14, wherein the second information includes data corresponding to a processing of the crop.

5

16. The method for tracing a first item and a second item along a supply chain as set forth in claim 12, wherein the first information is stored in a first database, and the second information and the first  
10 information is stored in a second database.

FIG. 1



100

2/11

FIG. 2

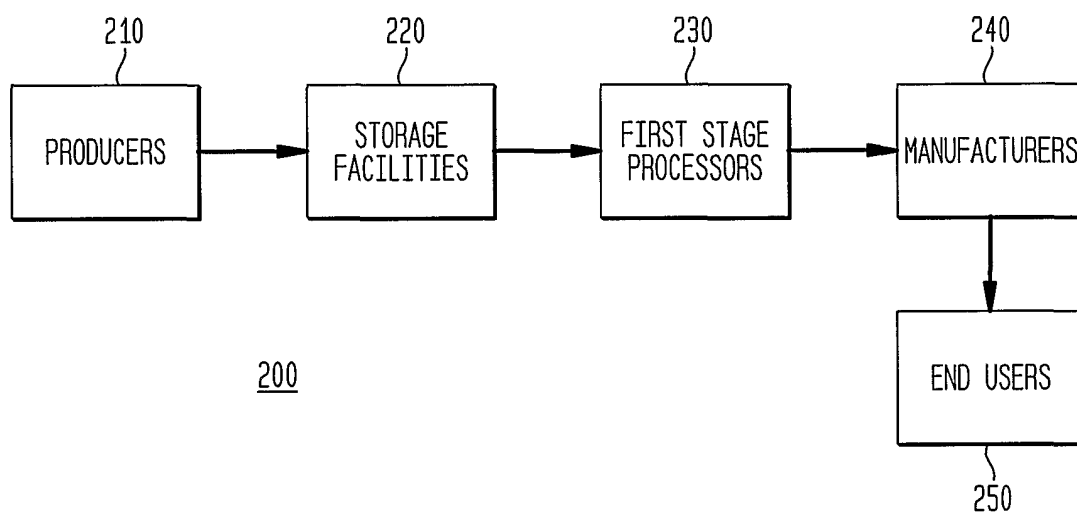


FIG. 3

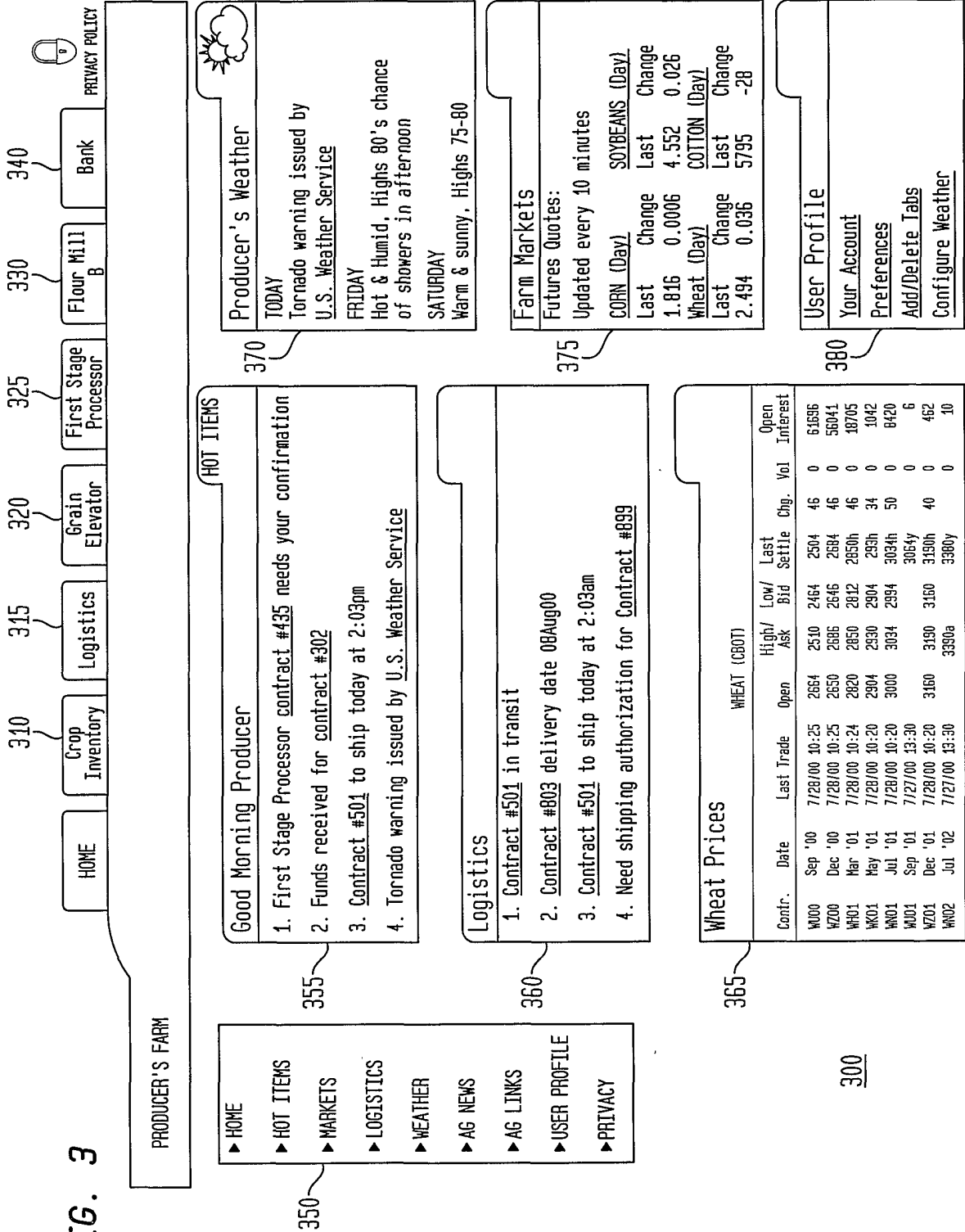
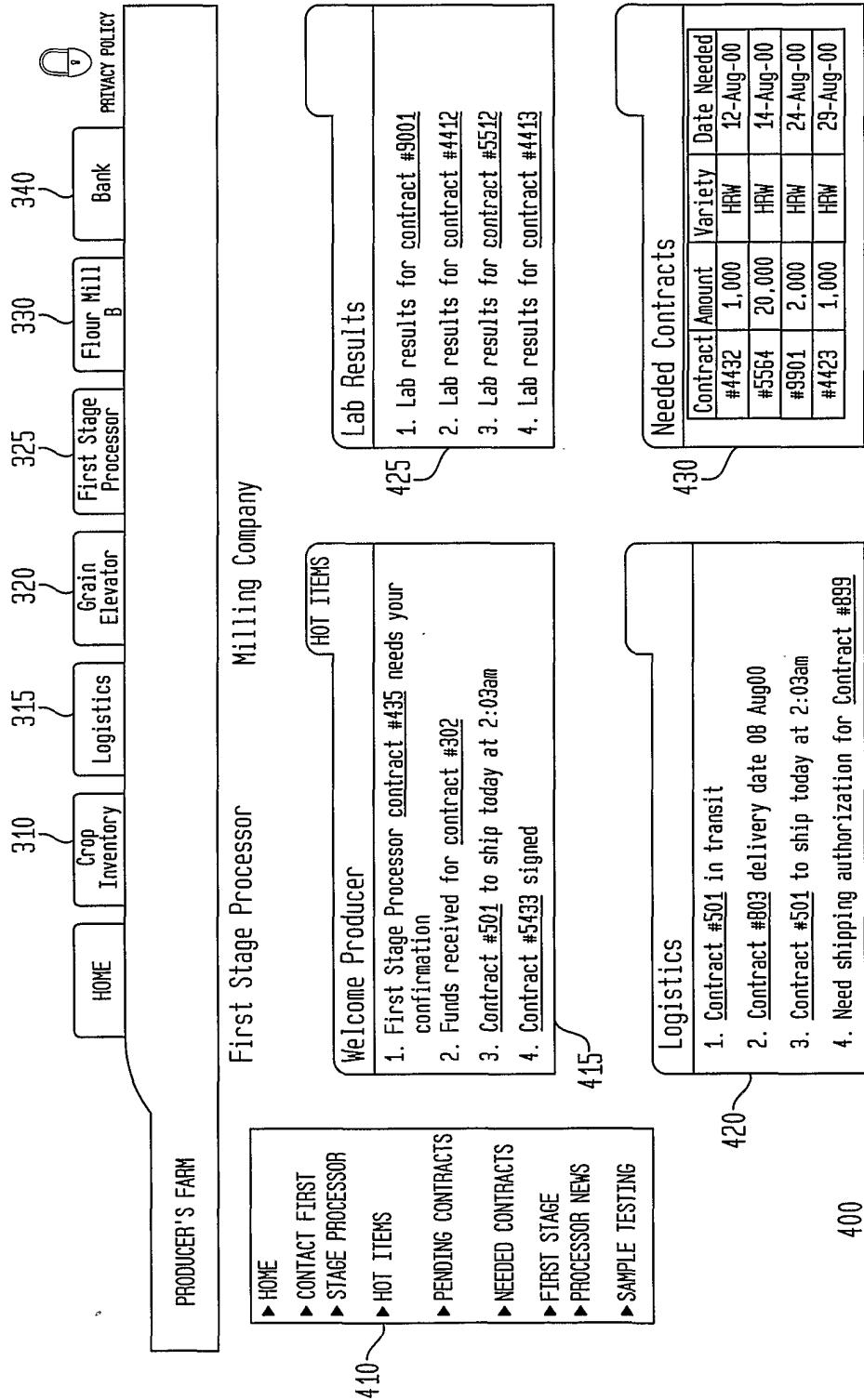


FIG. 4



5/11

FIG. 5

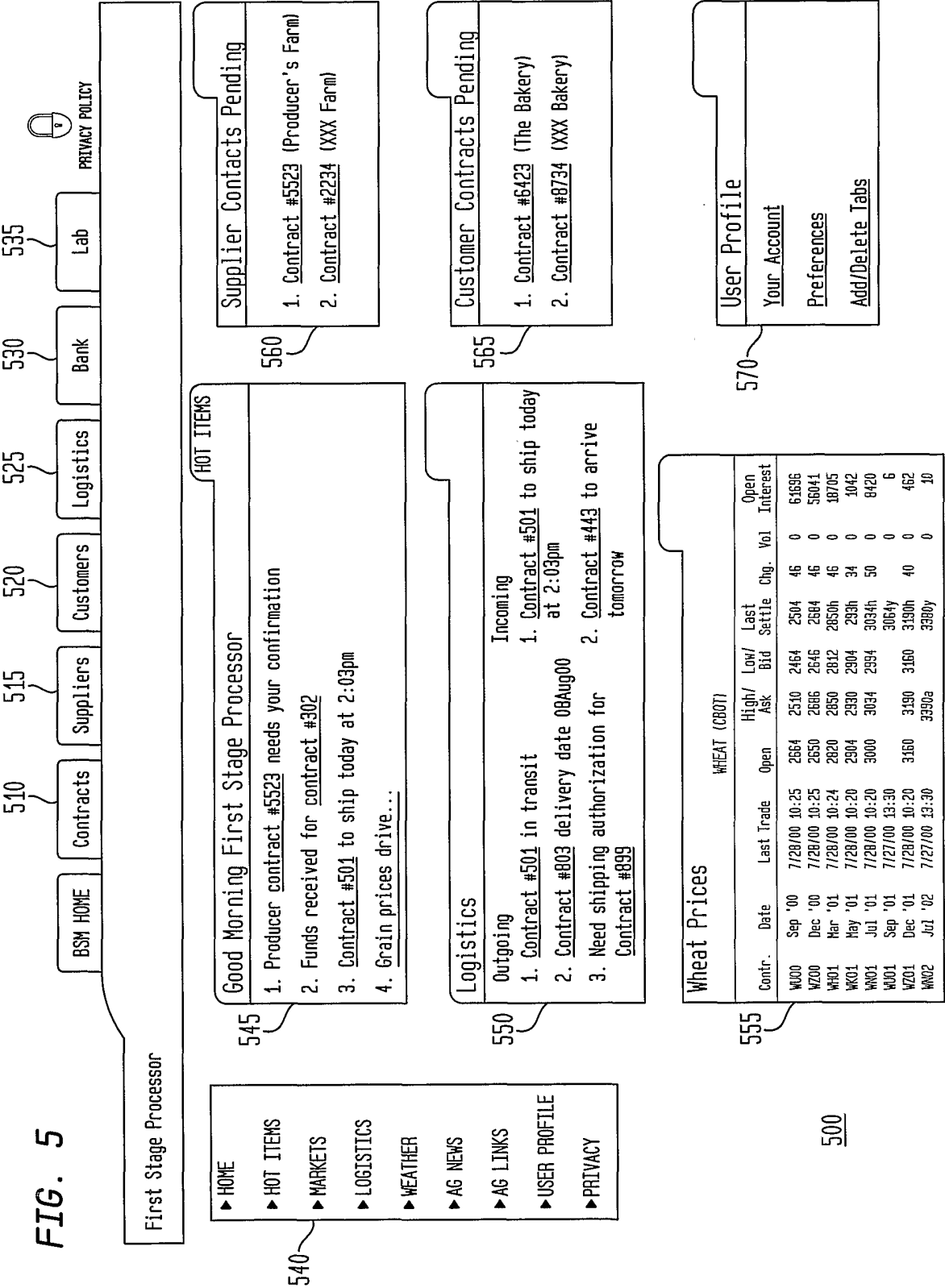
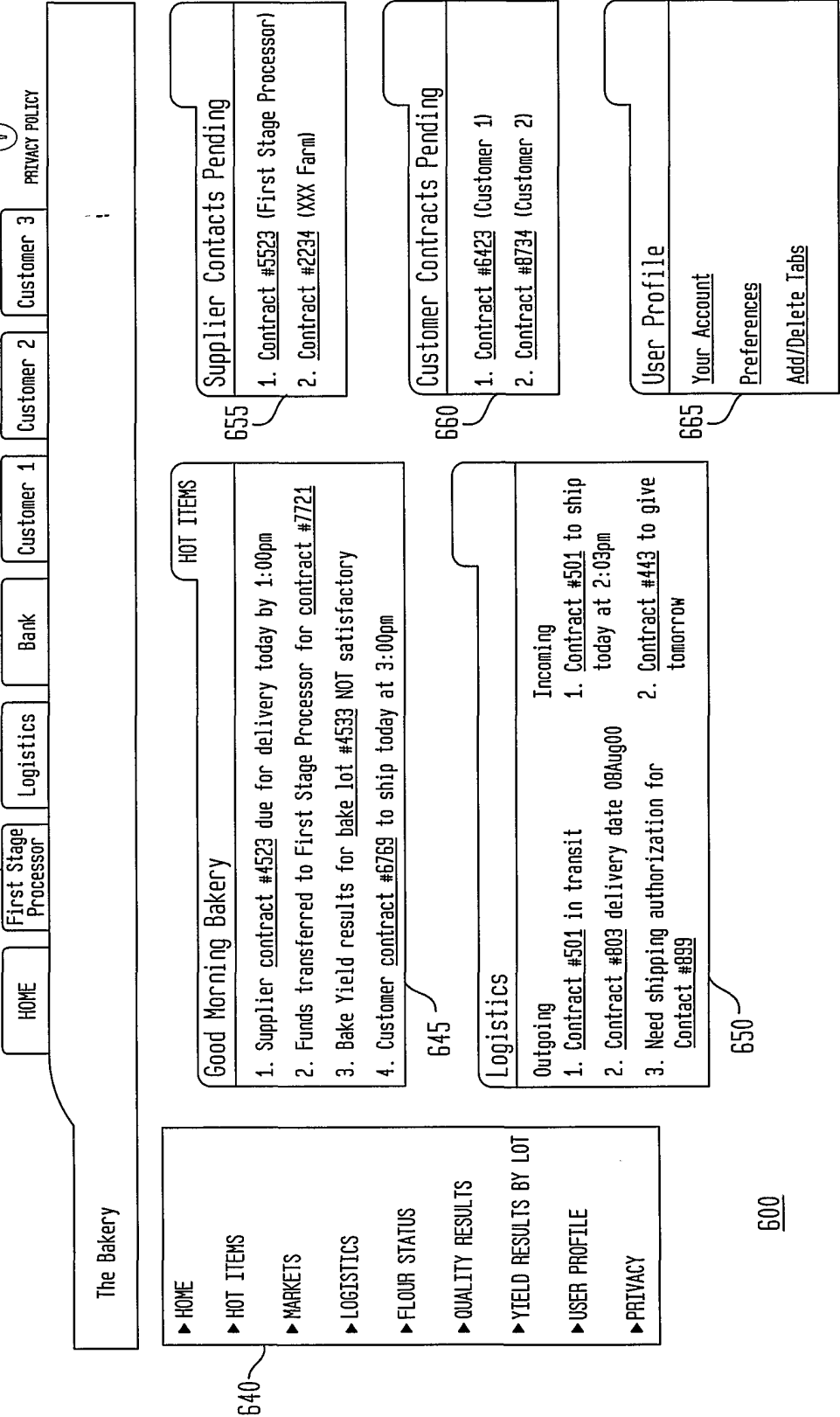
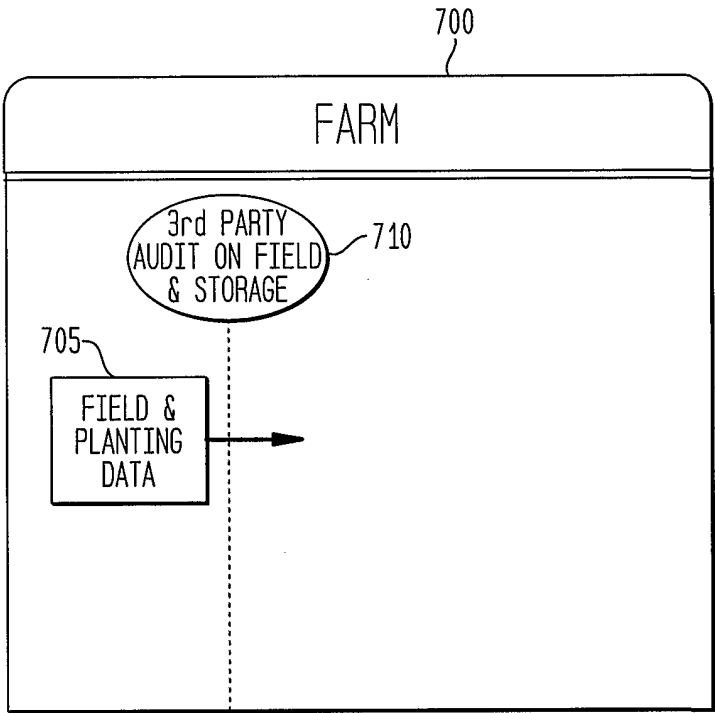


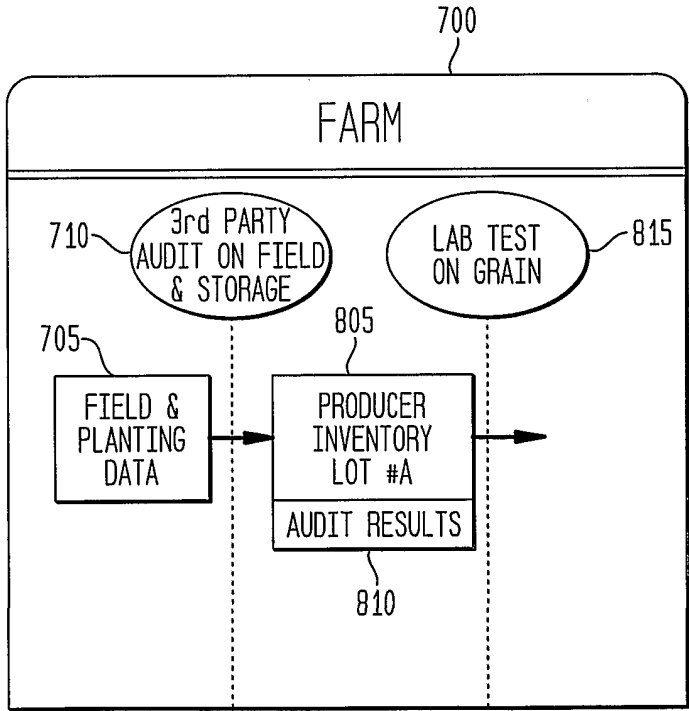
FIG. 6



7/11  
**FIG. 7**



**FIG. 8**





8/11

FIG. 9

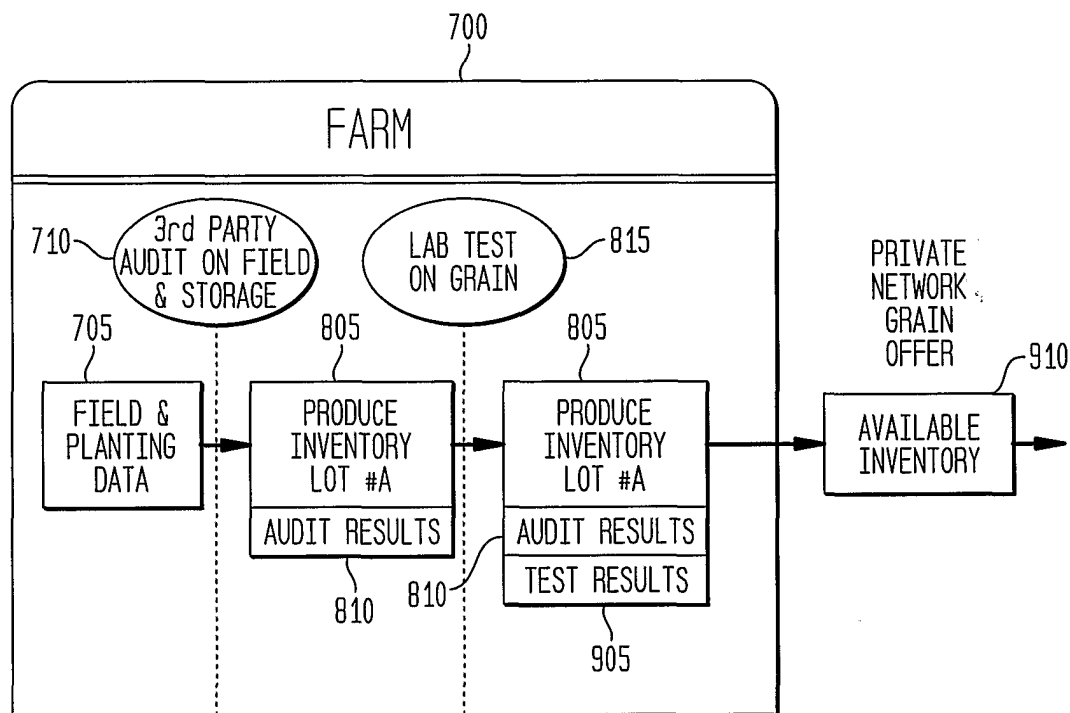
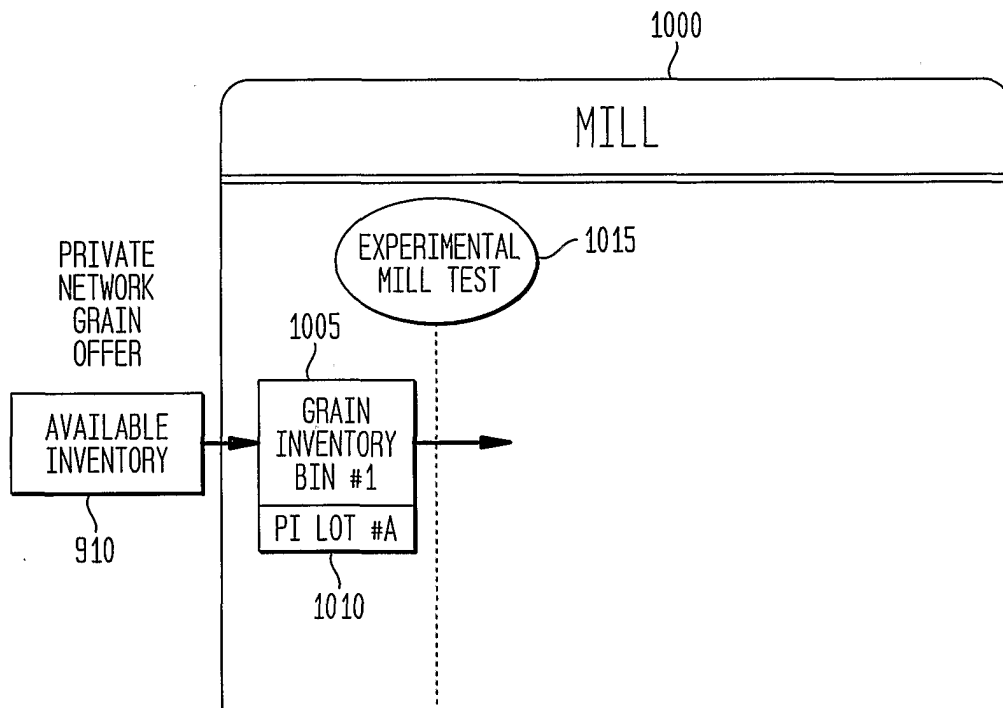


FIG. 10



9/11

FIG. 11

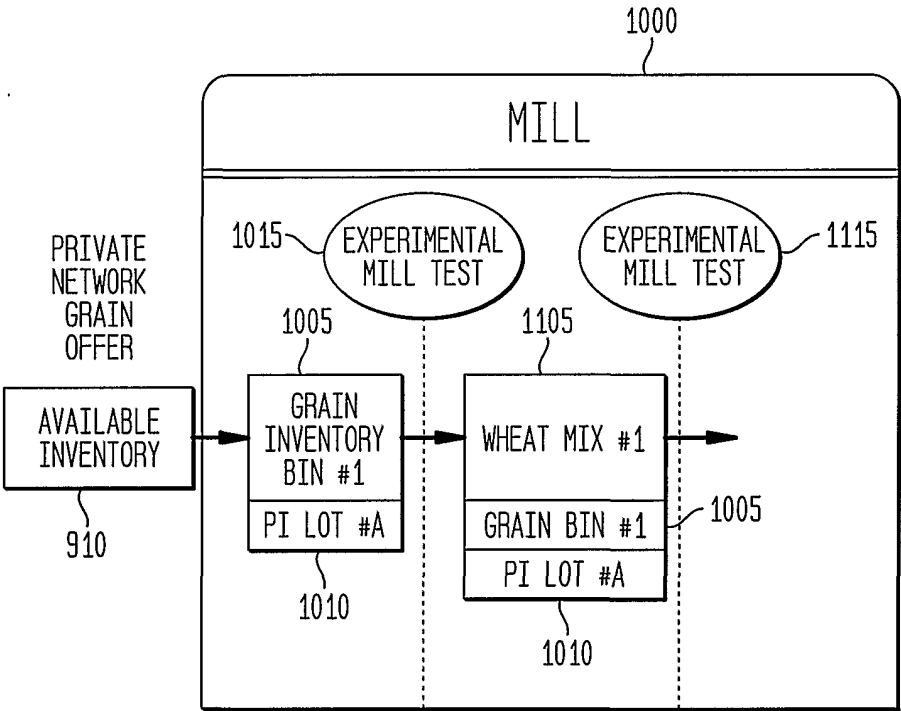
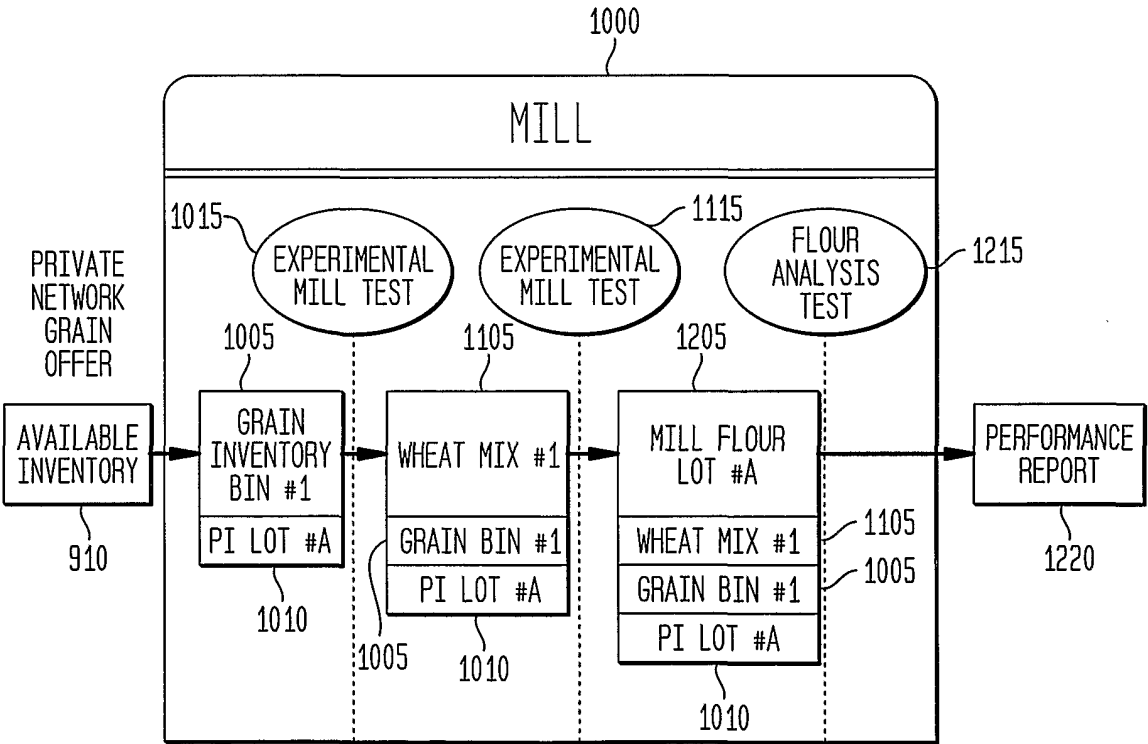


FIG. 12



10/11

FIG. 13

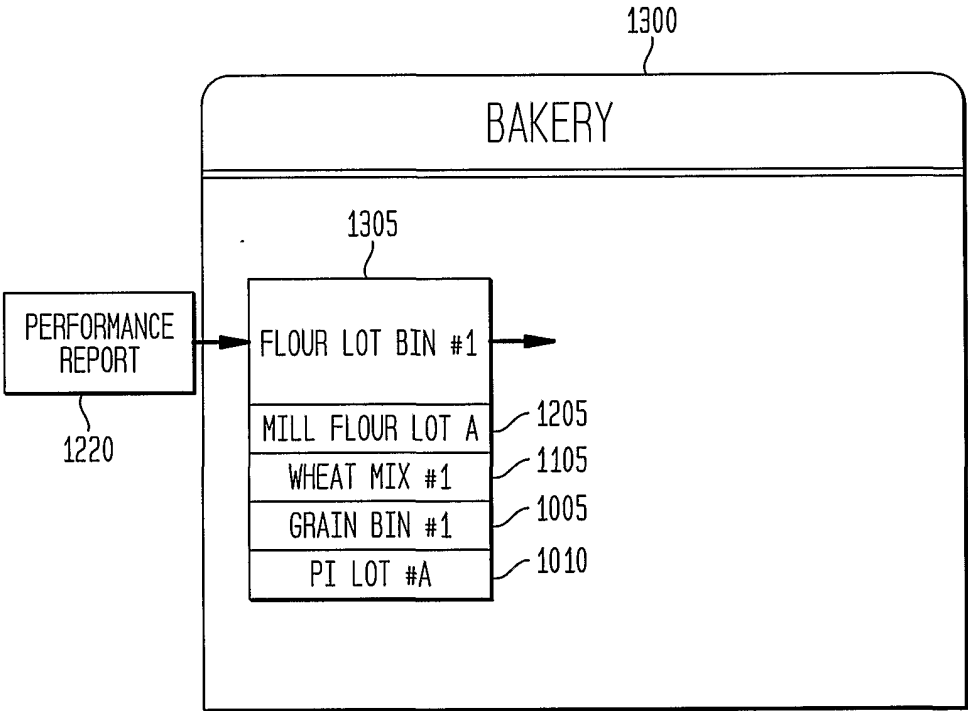
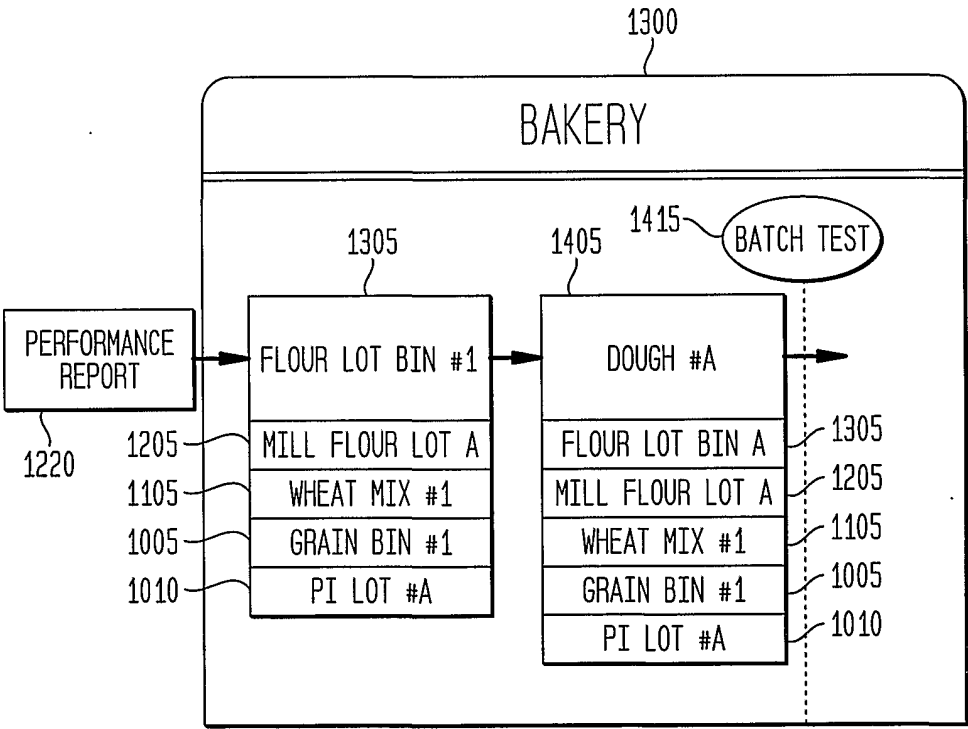
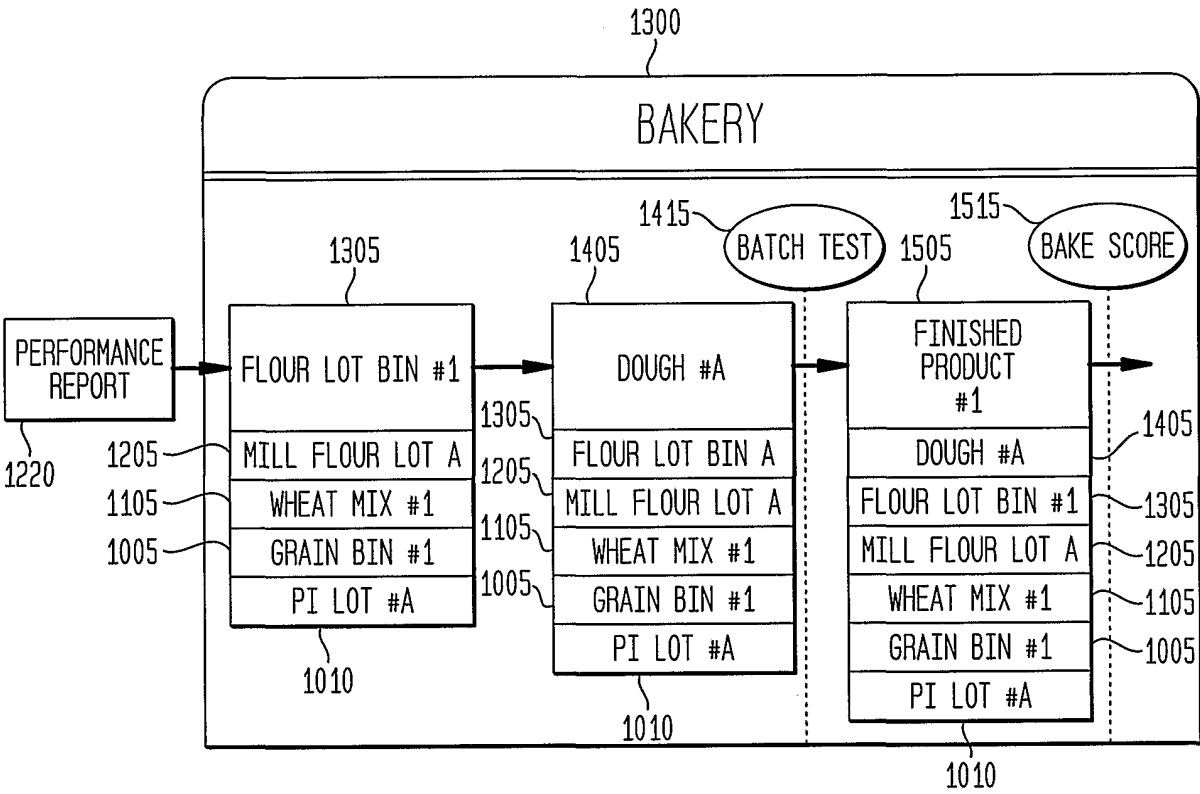


FIG. 14



11/11

FIG. 15



## INTERNATIONAL SEARCH REPORT

International application No.  
PCT/US01/17676

**A. CLASSIFICATION OF SUBJECT MATTER**

IPC(7) : G06F 11/00, 17/60, 19/00

US CL : 370/254; 700/97; 705/8, 10

According to International Patent Classification (IPC) or to both national classification and IPC

**B. FIELDS SEARCHED**

Minimum documentation searched (classification system followed by classification symbols)

U.S. : 370/254; 700/97; 705/8, 10

Documentation searched other than minimum documentation to the extent that such documents are included in the fields searched  
NONE

Electronic data base consulted during the international search (name of data base and, where practicable, search terms used)  
WEST

**C. DOCUMENTS CONSIDERED TO BE RELEVANT**

| Category* | Citation of document, with indication, where appropriate, of the relevant passages | Relevant to claim No. |
|-----------|--|-----------------------|
| Y, P      | US 6,249,714 B1 (HOCAGLU et al.) 19 June 2001,<br>the entire paper is relevant     | 1-16                  |
| A         | US 6,055,227 A (LENNERT et al.) 25 April 2000,<br>the entire paper is relevant     | 1-16                  |
| Y         | US 5,953,707 A (HUANG et al.) 14 September 1999,<br>the entire paper is relevant   | 1-16                  |
| A         | US 5,946,662 A (ETTL et al.) 31 August 1999,<br>the entire paper is relevant       | 1-16                  |

☐ Further documents are listed in the continuation of Box C. ☐ See patent family annex.

|   |  |
|---|--|
| * Special categories of cited documents:  | "T" later document published after the international filing date or priority date and not in conflict with the application but cited to understand the principle or theory underlying the invention  |
| "A" document defining the general state of the art which is not considered to be of particular relevance  | "X" document of particular relevance; the claimed invention cannot be considered novel or cannot be considered to involve an inventive step when the document is taken alone   |
| "E" earlier document published on or after the international filing date  | "Y" document of particular relevance; the claimed invention cannot be considered to involve an inventive step when the document is combined with one or more other such documents, such combination being obvious to a person skilled in the art |
| "L" document which may throw doubts on priority claim(s) or which is cited to establish the publication date of another citation or other special reason (as specified) | "&" document member of the same patent family  |
| "O" document referring to an oral disclosure, use, exhibition or other means  |  |
| "P" document published prior to the international filing date but later than the priority date claimed  |  |

|   |  |
|---|--|
| Date of the actual completion of the international search<br>04 OCTOBER 2001  | Date of mailing of the international search report<br>25 OCT 2001                    |
| Name and mailing address of the ISA/US<br>Commissioner of Patents and Trademarks<br>Box PCT<br>Washington, D.C. 20231<br>Facsimile No. (703) 305-3230 | Authorized officer<br>THUY PARDO <i>Peggy Harrod</i><br>Telephone No. (703) 305-1091 |