



US00D738446S

(12) **United States Design Patent**
Thompson et al.

(10) **Patent No.:** **US D738,446 S**

(45) **Date of Patent:** **** Sep. 8, 2015**

(54) **LACROSSE HEAD**

(71) Applicants: **Kristian Thompson**, Hogansburg, NY (US); **Tisha Thompson**, Hogansburg, NY (US); **Timothy Youngs**, Canton, NY (US); **Kevin Youngs**, Canton, NY (US)

(72) Inventors: **Kristian Thompson**, Hogansburg, NY (US); **Tisha Thompson**, Hogansburg, NY (US); **Timothy Youngs**, Canton, NY (US); **Kevin Youngs**, Canton, NY (US)

(**) Term: **14 Years**

(21) Appl. No.: **29/498,675**

(22) Filed: **Aug. 6, 2014**

(51) **LOC (10) Cl.** **21-02**

(52) **U.S. Cl.**

USPC **D21/724**

(58) **Field of Classification Search**

USPC D21/724, 753
CPC ... A63B 59/02; A63B 2243/005; A63B 65/12
See application file for complete search history.

(56) **References Cited**

U.S. PATENT DOCUMENTS

D297,963 S * 10/1988 Tucker et al. D21/724
5,566,947 A * 10/1996 Tucker et al. 473/513

D599,420 S 9/2009 Winningham
D601,212 S * 9/2009 Winningham D21/724
7,585,234 B2 * 9/2009 Reeb 473/513
7,798,923 B2 * 9/2010 Herman et al. 473/513
D637,672 S 5/2011 Morrow et al.
D660,930 S 5/2012 Morrow et al.
D705,370 S 5/2014 Burns et al.
D721,145 S * 1/2015 Terrance et al. D21/724

* cited by examiner

Primary Examiner — Mitchell Siegel

(74) *Attorney, Agent, or Firm* — Paul Frank + Collins PC

(57) **CLAIM**

The ornamental design for a lacrosse head, as shown and described.

DESCRIPTION

FIG. 1 is a perspective view from above illustrating the back and right side of an exemplary embodiment of a lacrosse head;

FIG. 2 is a back view of the lacrosse head of FIG. 1;

FIG. 3 is a front view of the lacrosse head of FIG. 1;

FIG. 4 is a left side view of the lacrosse head of FIG. 1;

FIG. 5 is a right side view of the lacrosse head of FIG. 1;

FIG. 6 is a bottom view of the lacrosse head of FIG. 1; and, FIG. 7 is a top view of the lacrosse head of FIG. 1.

Where applicable, elements are shown in broken lines herein for illustrative purposes only, and form no part of the claimed design.

1 Claim, 7 Drawing Sheets

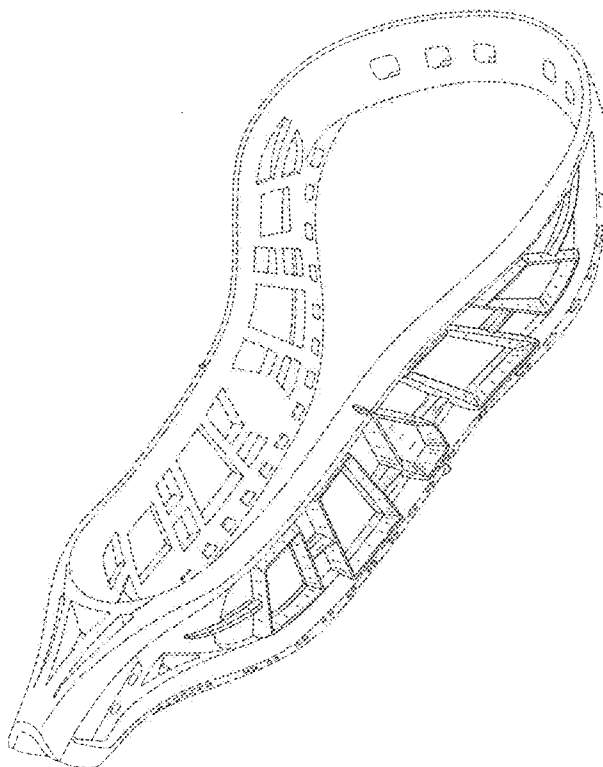


FIG. 1

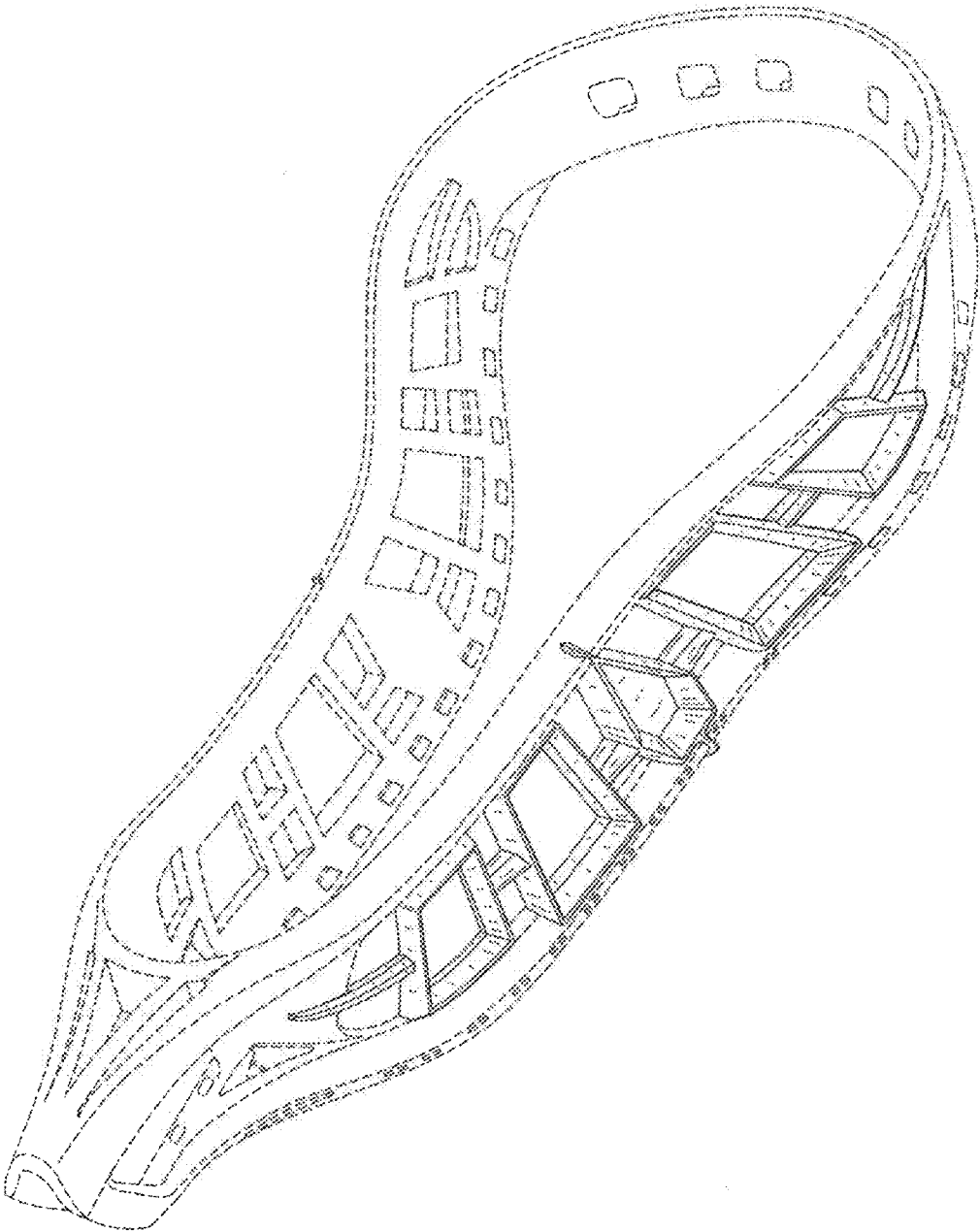


FIG. 2

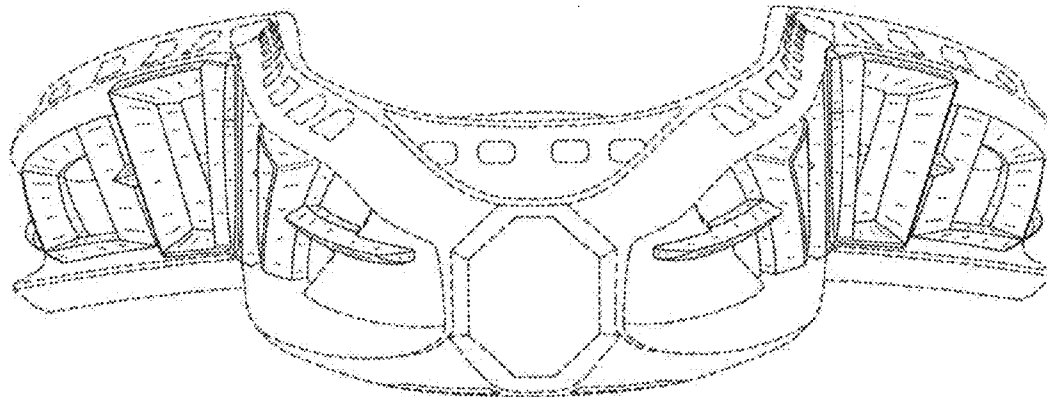


FIG. 3

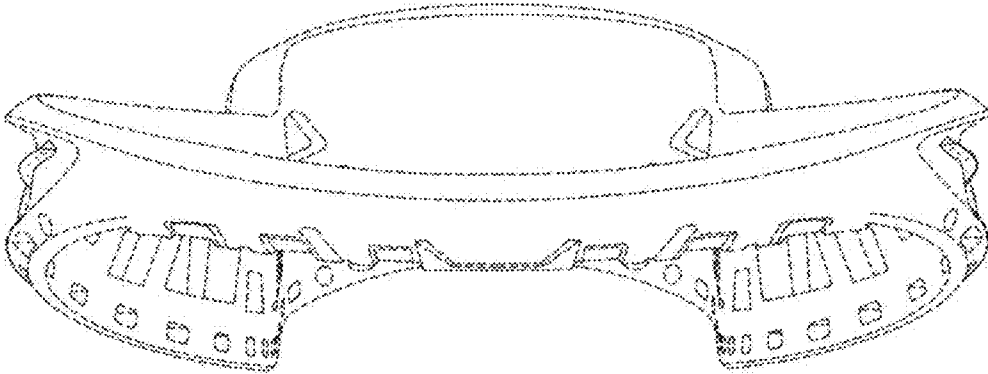


FIG. 4

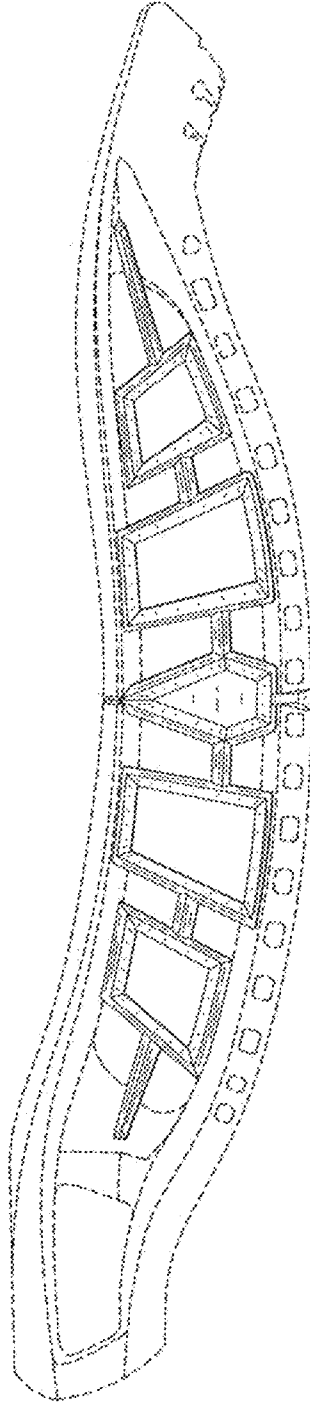


FIG. 5

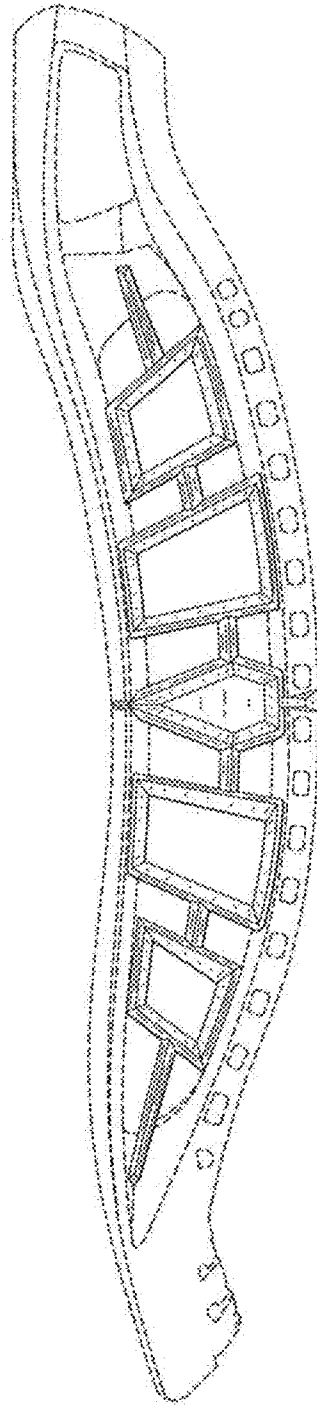


FIG. 6

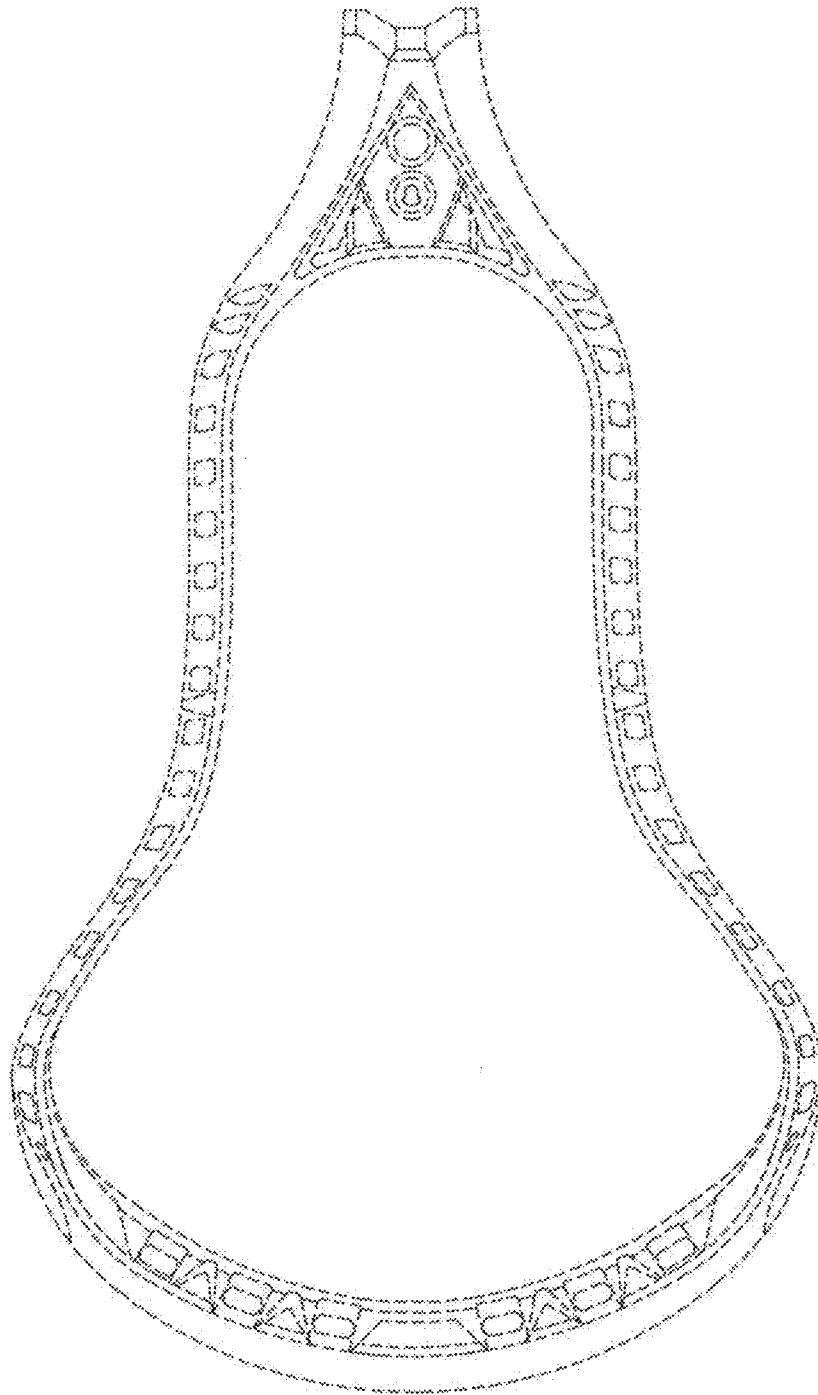


FIG. 7

