



US0D1027954S

(12) **United States Design Patent**  
**Cheng**

(10) **Patent No.:** **US D1,027,954 S**

(45) **Date of Patent:** **\*\* May 21, 2024**

(54) **STYLUS**

(56) **References Cited**

(71) Applicants: **GUANGZHOU SHIYUAN ELECTRONIC TECHNOLOGY COMPANY LIMITED**, Guangzhou (CN); **GUANGZHOU SHIRUI ELECTRONICS CO., LTD.**, Guangzhou (CN)

U.S. PATENT DOCUMENTS

D715,298	S	*	10/2014	Hong	.....	D14/411
D737,275	S	*	8/2015	Dowd	.....	D14/411
D770,454	S	*	11/2016	Lee	.....	D14/411
D789,453	S	*	6/2017	Walker	.....	D19/934
D795,258	S	*	8/2017	Bell	.....	D14/411
D826,230	S	*	8/2018	Peterson	.....	D14/411
D915,405	S	*	4/2021	Lee	.....	D14/411
D917,481	S	*	4/2021	Nishizawa	.....	D14/411
D918,206	S	*	5/2021	Gaule	.....	D14/411
D944,801	S	*	3/2022	Huang	.....	D14/411
D970,504	S	*	11/2022	Zhao	.....	D14/411
D974,553	S	*	1/2023	Pekrul	.....	D14/411
D987,635	S	*	5/2023	Wu	.....	D14/411

(72) Inventor: **Biliang Cheng**, Guangzhou (CN)

\* cited by examiner

(73) Assignees: **GUANGZHOU SHIYUAN ELECTRONIC TECHNOLOGY COMPANY LIMITED**, Guangzhou (CN); **GUANGZHOU SHIRUI ELECTRONICS CO., LTD.**, Guangzhou (CN)

*Primary Examiner* — Austin Murphy

(\*\*) Term: **15 Years**

(74) *Attorney, Agent, or Firm* — BAYES PLLC

(21) Appl. No.: **29/806,466**

(57) **CLAIM**

(22) Filed: **Sep. 3, 2021**

The ornamental design for a stylus, as shown and described.

(30) **Foreign Application Priority Data**

**DESCRIPTION**

Mar. 4, 2021 (CN) ..... 202130118715.8

FIG. 1 is a front view of a stylus showing an embodiment of the claimed design;

(51) **LOC (14) Cl.** ..... **14-02**

FIG. 2 is a rear view thereof;

(52) **U.S. Cl.**

FIG. 3 is a left side view thereof;

USPC ..... **D14/411**

FIG. 4 is a right side view thereof;

(58) **Field of Classification Search**

FIG. 5 is a top view thereof;

USPC ..... D14/372, 496, 432, 371, 125, 126, 129,

FIG. 6 is a bottom view thereof;

D14/299, 411; D16/300-342; 351/158,

FIG. 7 is a left front perspective view thereof; and,

351/153, 144; 345/7-9, 905; 455/344;

FIG. 8 is a left rear perspective view thereof.

348/115, 53, 121, 739

The broken lines illustrate unclaimed features that do not form a part of the embodiment, and the broken lines form no part of the claimed design.

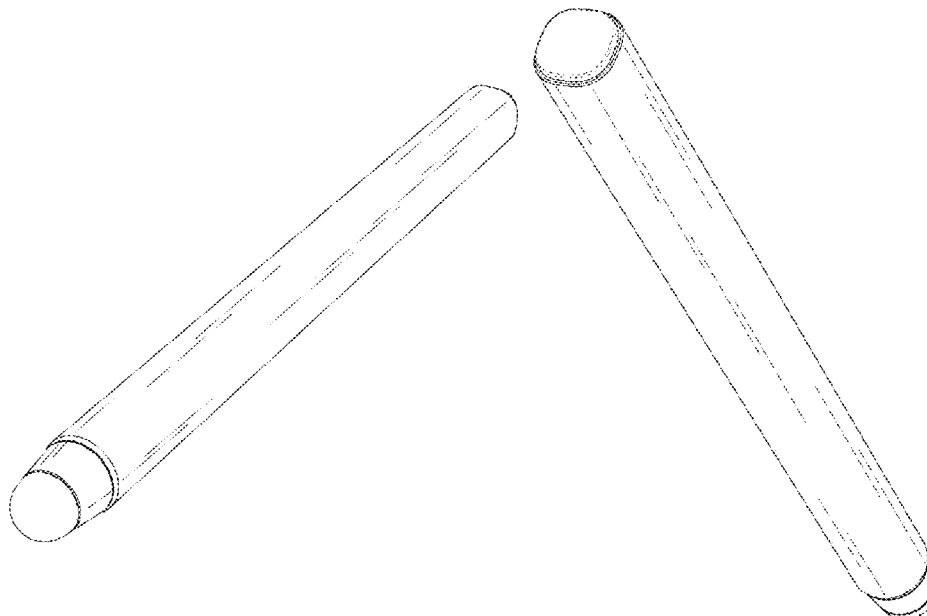
CPC ..... G02B 27/017; G06F 3/016; G06F 3/033;

G06F 3/0317; G06F 3/03545; G06F

3/041; G06K 9/222

See application file for complete search history.

**1 Claim, 8 Drawing Sheets**






FIG. 1




FIG. 2




FIG. 3


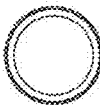


FIG. 4



**FIG. 5**



**FIG. 6**

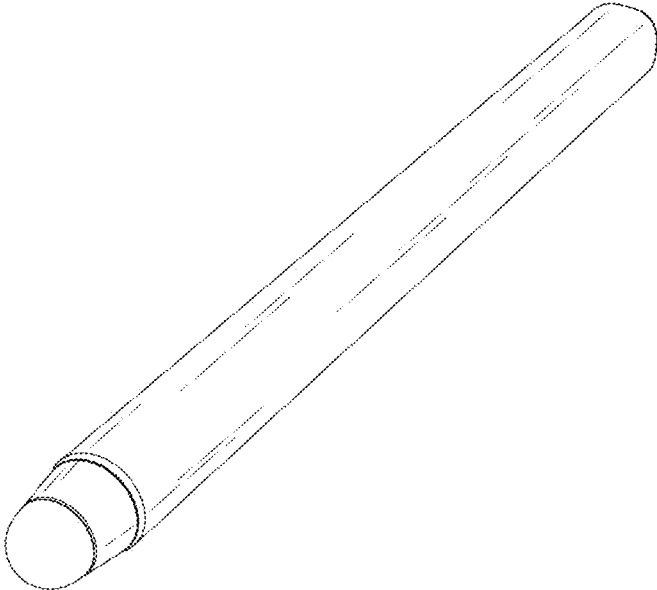


FIG. 7

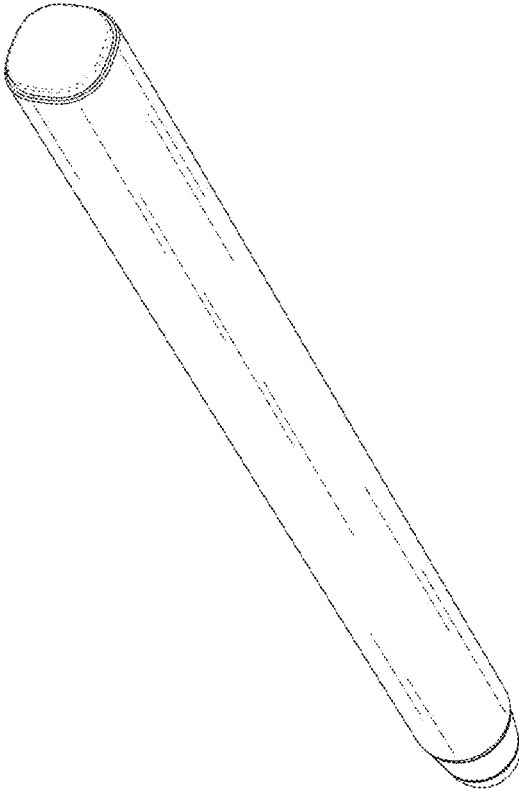


FIG. 8