



US00D998529S

(12) **United States Design Patent**  
**Watkins et al.**

(10) **Patent No.:** **US D998,529 S**

(45) **Date of Patent:** **\*\* Sep. 12, 2023**

(54) **SET OF WHEEL AND SPOKE ASSEMBLIES**

6,364,423 B1\* 4/2002 Chen ..... B60B 27/0005

(71) Applicant: **KEIR Manufacturing, Inc.**, Brevard, NC (US)

6,409,279 B1\* 6/2002 Chen ..... B60B 1/0215  
301/59

(Continued)

(72) Inventors: **David K Watkins**, Pisgah Forest, NC (US); **James C Anderson**, Brevard, NC (US); **Richard L Trent**, Brevard, NC (US); **Daniel R Zuccala**, Horseshoe, NC (US)

**FOREIGN PATENT DOCUMENTS**

CN 301185905 \* 5/2010

*Primary Examiner* — Darlington Ly  
*Assistant Examiner* — D. Ryan Tisdale  
(74) *Attorney, Agent, or Firm* — Finnegan, Henderson, Farabow, Garrett & Dunner LLP

(73) Assignee: **KEIR MANUFACTURING, INC.**, Brevard, NC (US)

(\* ) Notice: This patent is subject to a terminal disclaimer.

(57) **CLAIM**

The ornamental design for a set of wheel and spoke assemblies, as shown and described.

(\*\*) Term: **15 Years**

(21) Appl. No.: **29/731,631**

**DESCRIPTION**

(22) Filed: **Apr. 16, 2020**

(51) **LOC (14) Cl.** ..... **12-16**

(52) **U.S. Cl.** ..... **D12/205**  
USPC .....

(58) **Field of Classification Search**  
USPC .. D21/423; D12/570, 539-544, 114, 204-208, D12/212-213  
CPC ..... B60B 7/00-06; B60B 3/02-10; B60B 1/12; B60B 1/10; B60B 1/08; B60B 1/00  
See application file for complete search history.

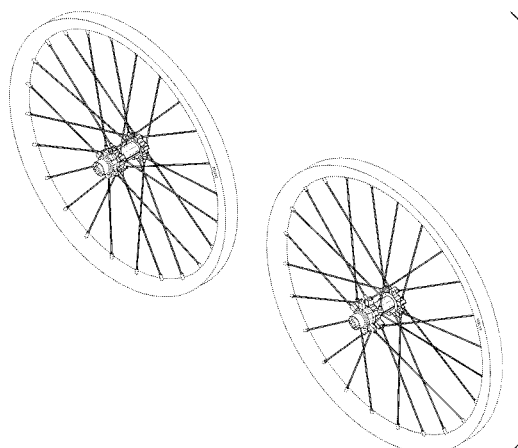
FIG. 1 is a front, top, right perspective view of a set of wheel and spoke assemblies comprising a front wheel and a back wheel, showing the new design; FIG. 2 is a rear, bottom, left perspective view of the set; FIG. 3 is a right side elevation view of the front wheel; FIG. 4 is a left side elevation view of the front wheel; FIG. 5 is a front elevation view of the front wheel; FIG. 6 is a rear elevation view of the front wheel; FIG. 7 is a right side elevation view of the rear wheel; FIG. 8 is a left side elevation view of the rear wheel; FIG. 9 is a front elevation view of the rear wheel; FIG. 10 is a rear elevation view of the rear wheel; FIG. 11 is a right side elevation view of the front wheel with the environmental structure removed; FIG. 12 is a left side elevation view of the front wheel with the environmental structure removed; FIG. 13 is a right side elevation view of the rear wheel with the environmental structure removed; and FIG. 14 is a left side elevation view of the rear wheel with the environmental structure removed. The broken lines of even length depict portions of the set of wheel and spoke assemblies that form no part of the claimed design.

(56) **References Cited**

**U.S. PATENT DOCUMENTS**

D281,062 S \* 10/1985 Hess ..... D12/205  
5,445,439 A \* 8/1995 Dietrich ..... B60B 1/003  
301/58  
5,931,544 A \* 8/1999 Dietrich ..... B60B 1/003  
301/58  
5,938,293 A \* 8/1999 Dietrich ..... B60B 1/003  
301/59  
6,065,580 A \* 5/2000 Kirk ..... B60B 27/023  
192/64

**1 Claim, 14 Drawing Sheets**



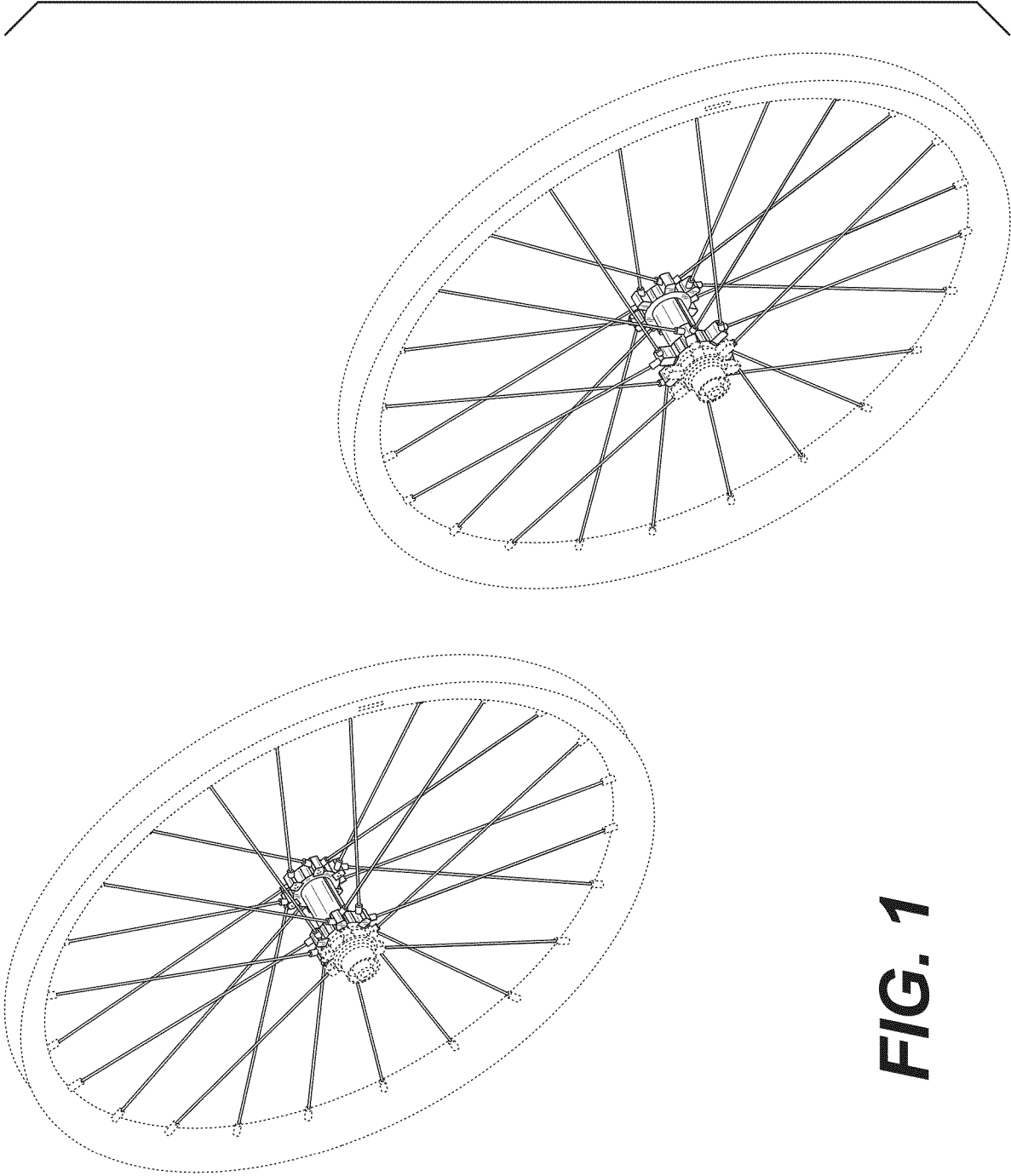
(56)

## References Cited

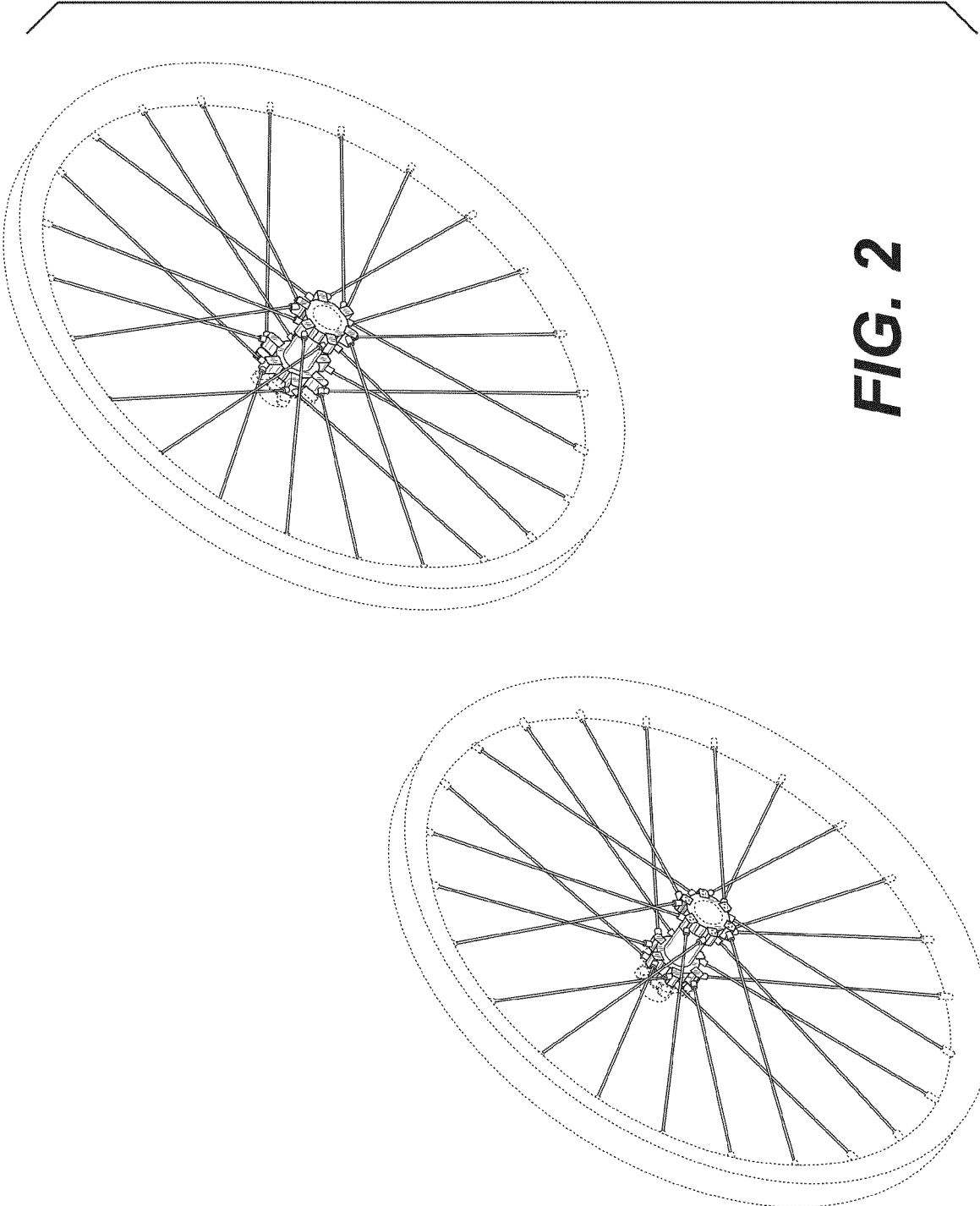
## U.S. PATENT DOCUMENTS

6,571,920 B1\* 6/2003 Sturmer et al. .... B60B 27/023  
188/26  
D626,050 S \* 10/2010 Spahr et al. .... D12/205  
7,874,625 B2\* 1/2011 Addink ..... B60B 1/003  
301/55  
D766,801 S \* 9/2016 Lin et al. .... D12/207  
D768,044 S \* 10/2016 Huang ..... D12/207  
D775,572 S \* 1/2017 Magnusson ..... D12/205  
2003/0151300 A1\* 8/2003 Goss et al. .... B62L 1/00  
301/110.5  
2004/0026986 A1\* 2/2004 Jager ..... B60B 21/064  
301/58  
2006/0103231 A1\* 5/2006 Fioravantil ..... B60B 21/062  
301/55  
2008/0088175 A1\* 4/2008 Hermansen et al. . B60B 21/066  
301/56  
2008/0116738 A1\* 5/2008 Urbani et al. .... B60B 1/003  
301/110.5  
2009/0127922 A1\* 5/2009 Chiang ..... B60B 1/0215  
301/59  
2010/0253132 A1\* 10/2010 Schlanger ..... B60B 7/06  
301/55  
2011/0061490 A1\* 3/2011 Chen ..... F16D 41/30  
74/576  
2011/0193403 A1\* 8/2011 Chen ..... B60B 1/041  
301/59  
2012/0228923 A1\* 9/2012 Chiang ..... F16D 41/30  
301/110.5  
2013/0342003 A1\* 12/2013 Meggiolan ..... B60B 1/003  
301/58  
2014/0084671 A1\* 3/2014 Chen ..... B60B 1/003  
301/55  
2014/0175859 A1\* 6/2014 Koshiyama ..... B60B 27/023  
301/58  
2022/0161596 A1\* 5/2022 Lin ..... B60B 27/023  
2022/0161597 A1\* 5/2022 Lin ..... F16D 41/185

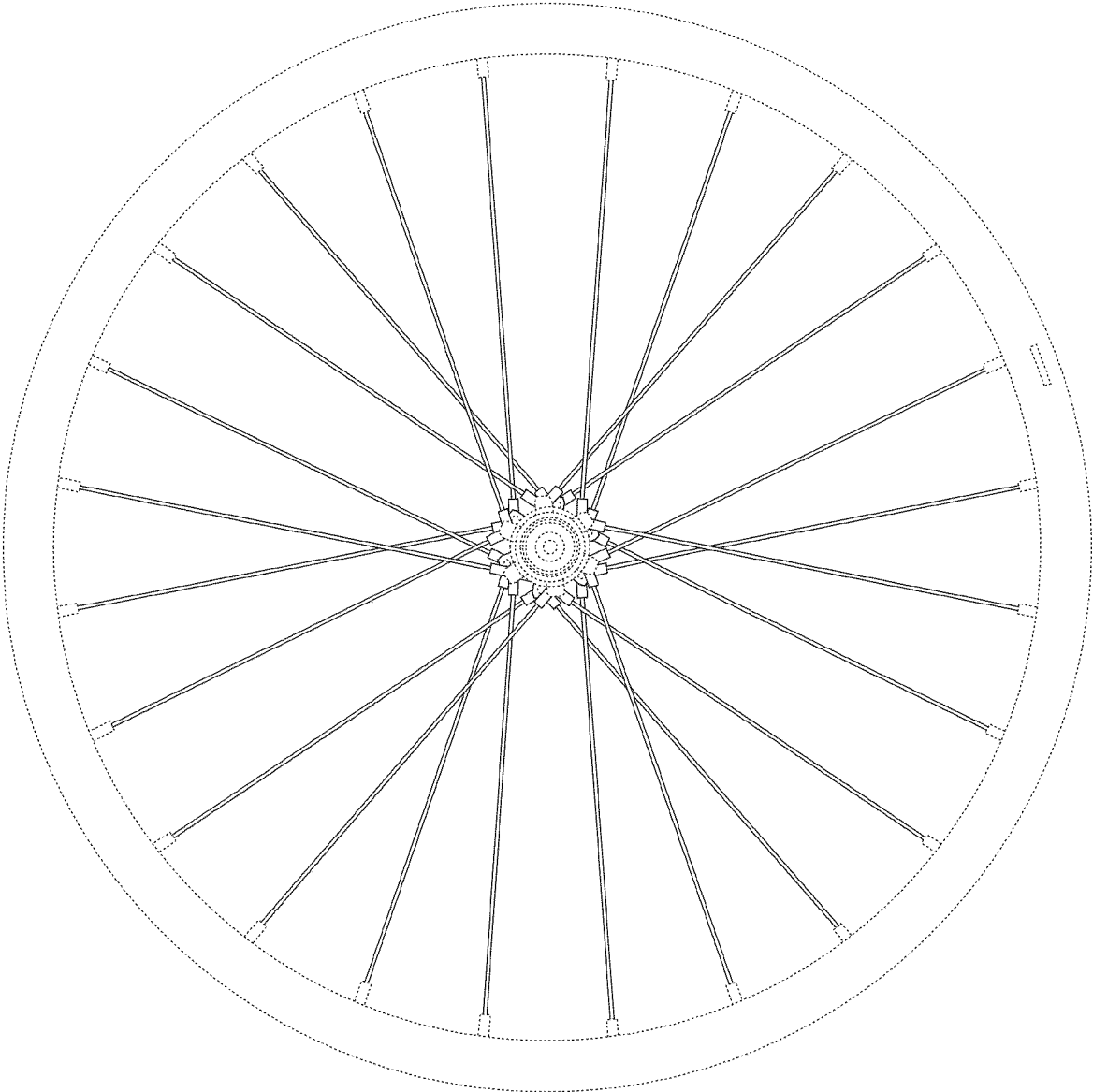
\* cited by examiner



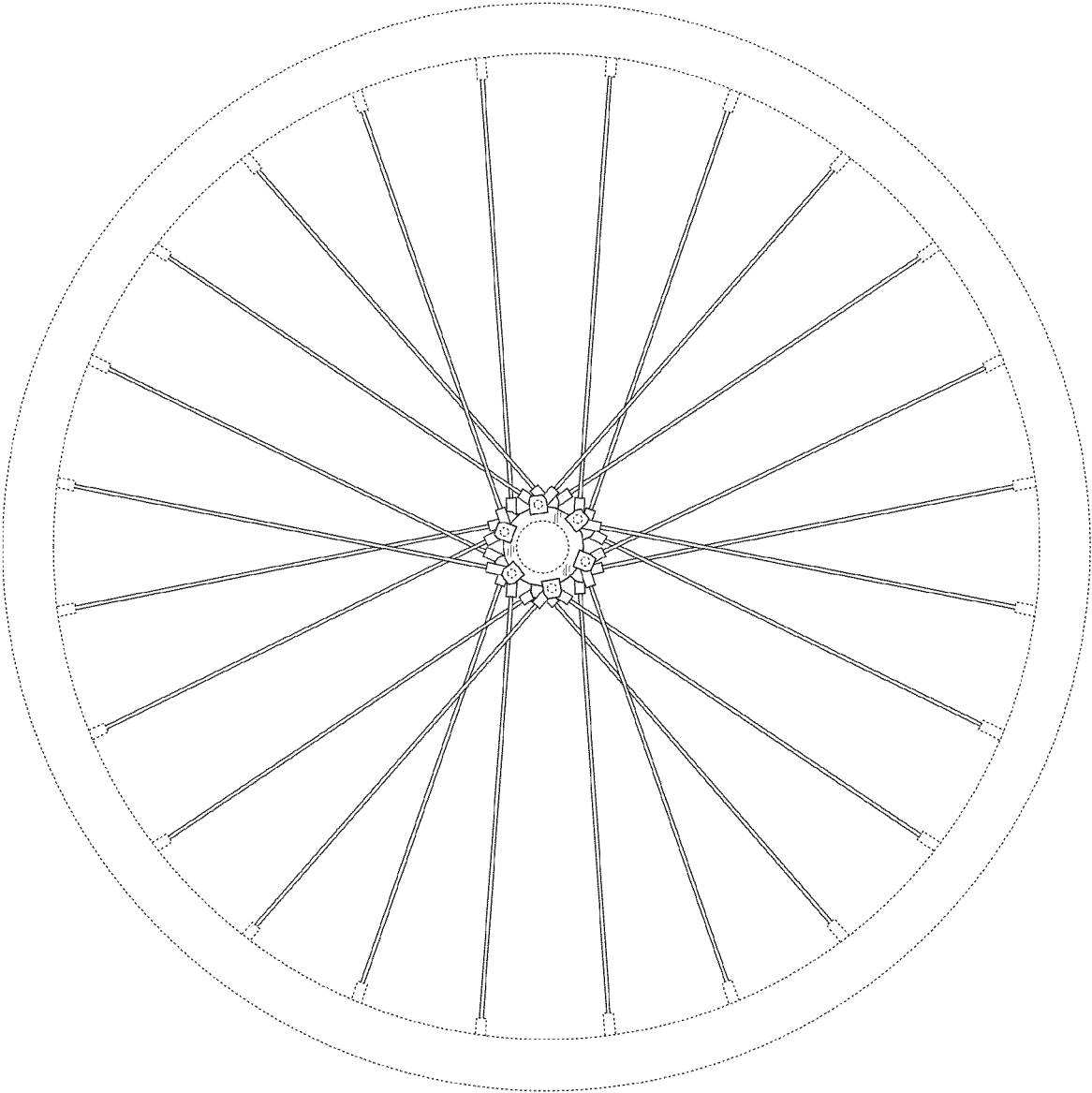
**FIG. 1**



**FIG. 2**

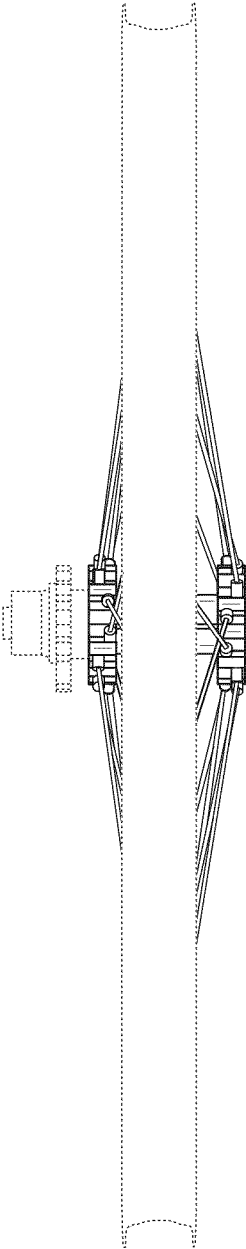


**FIG. 3**

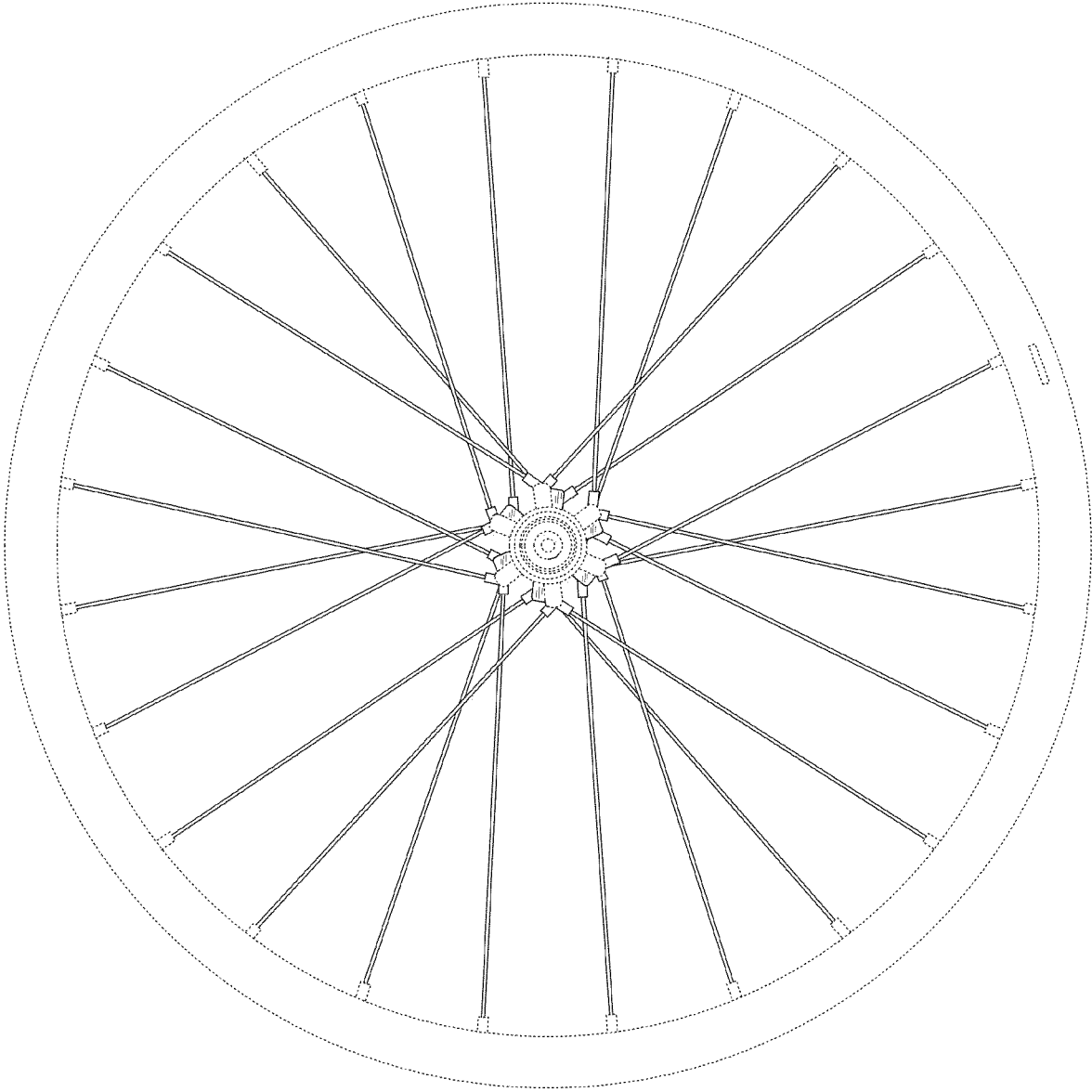


**FIG. 4**

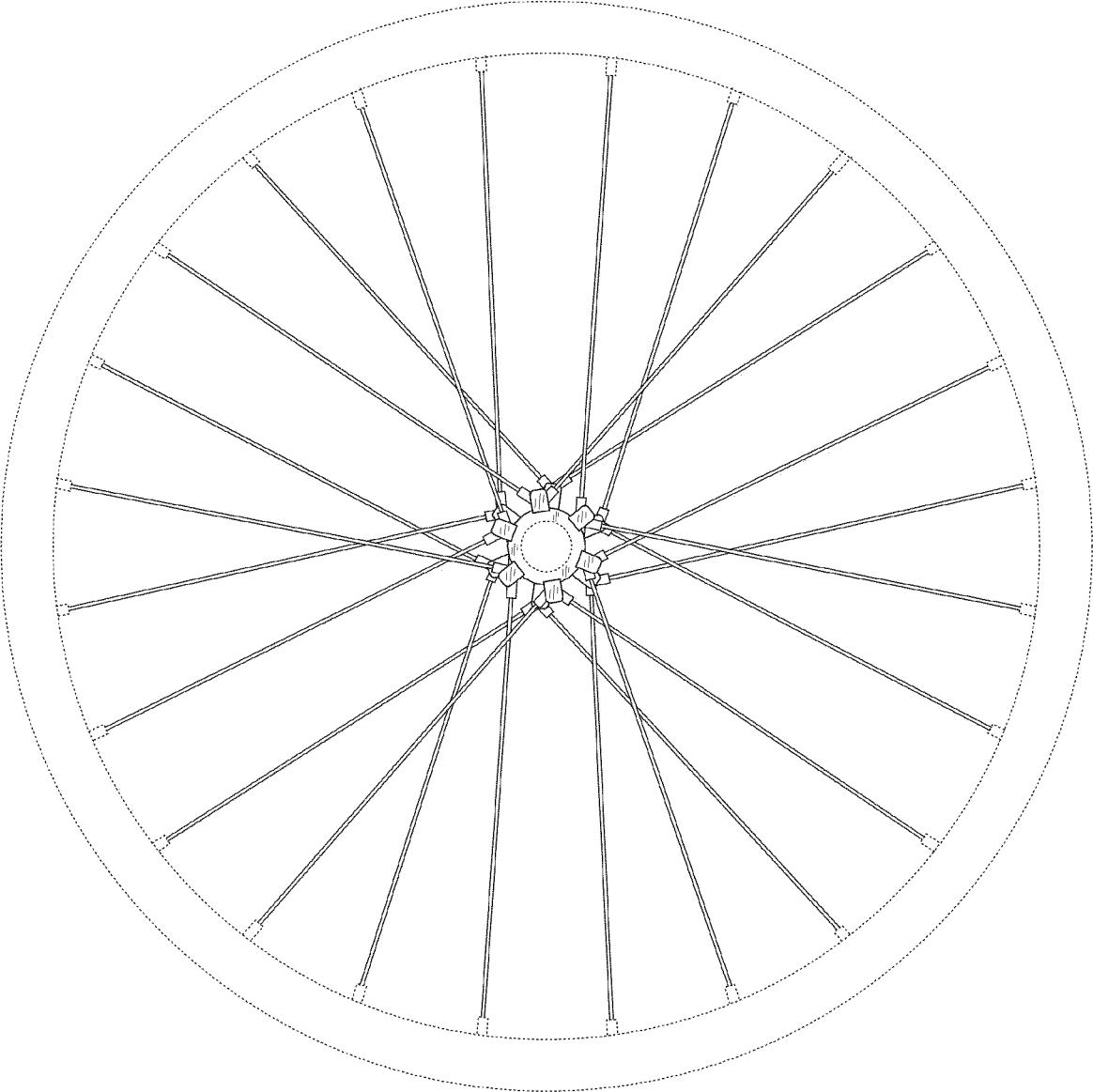




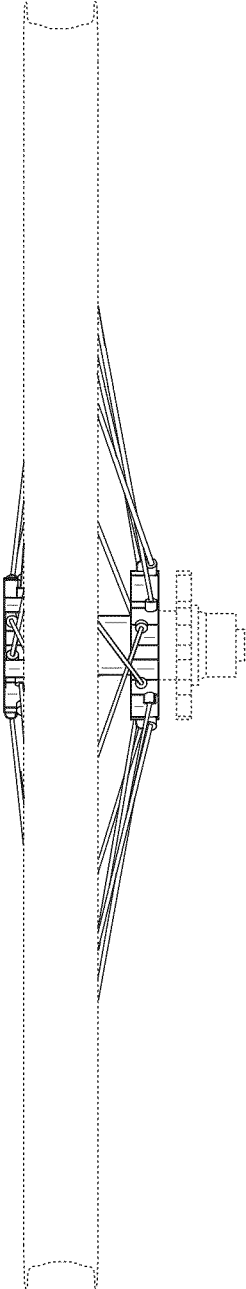
**FIG. 6**



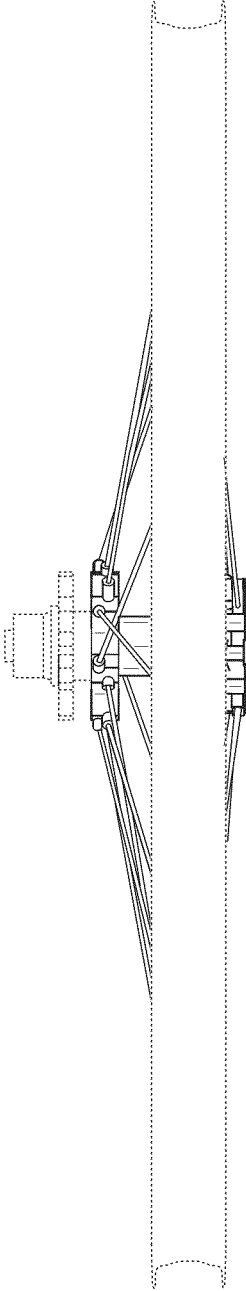
**FIG. 7**



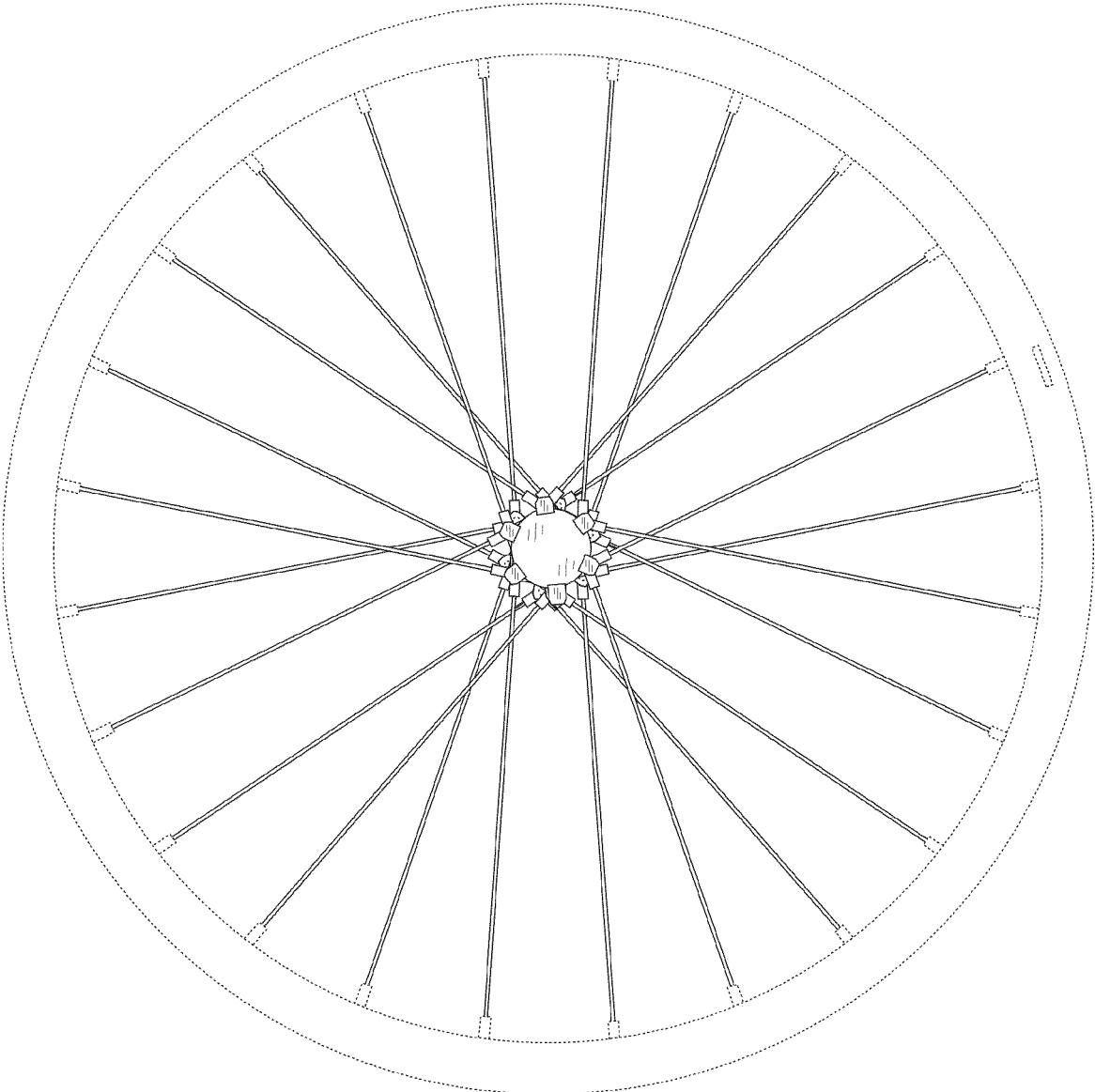
**FIG. 8**



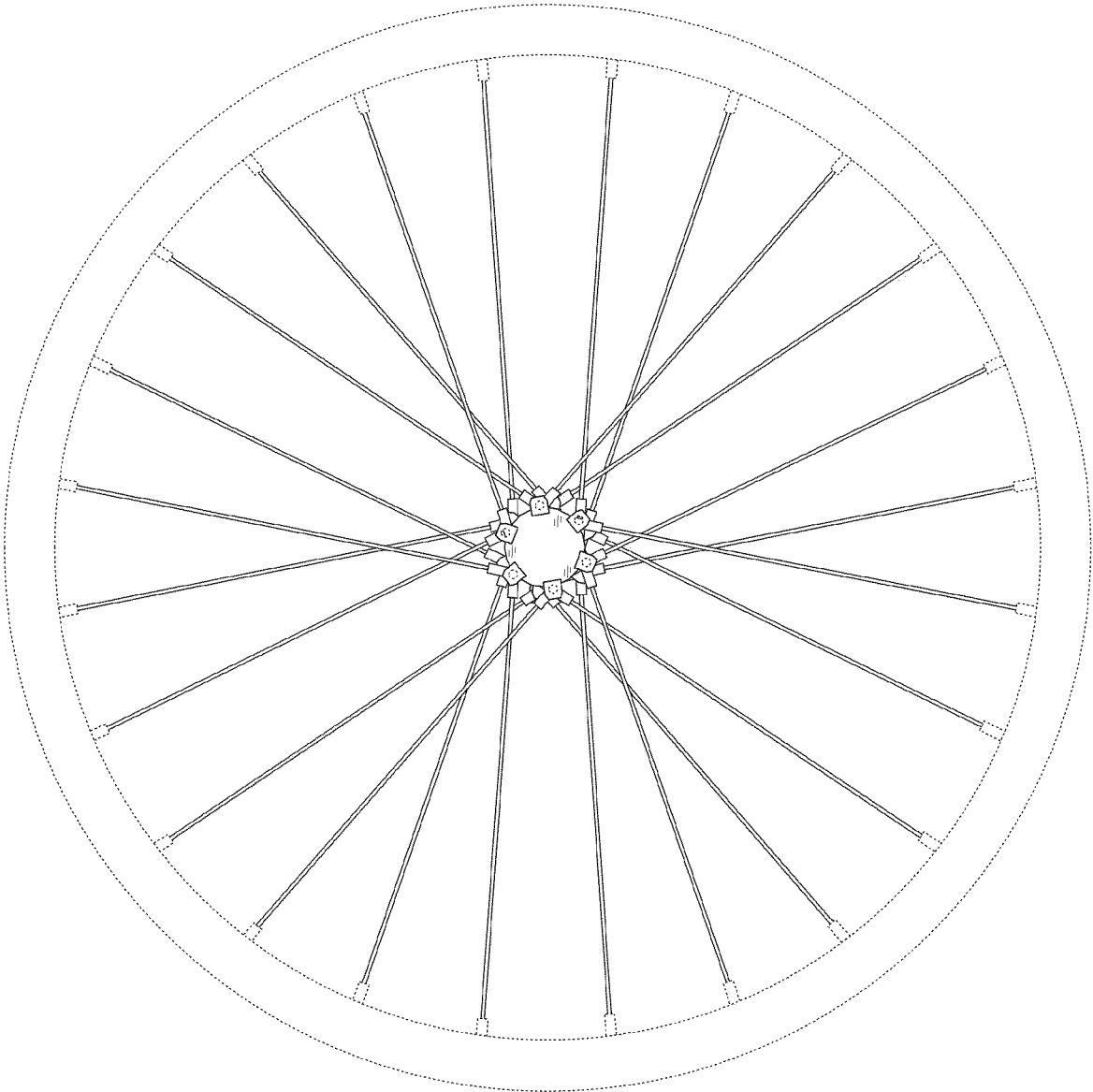
**FIG. 9**



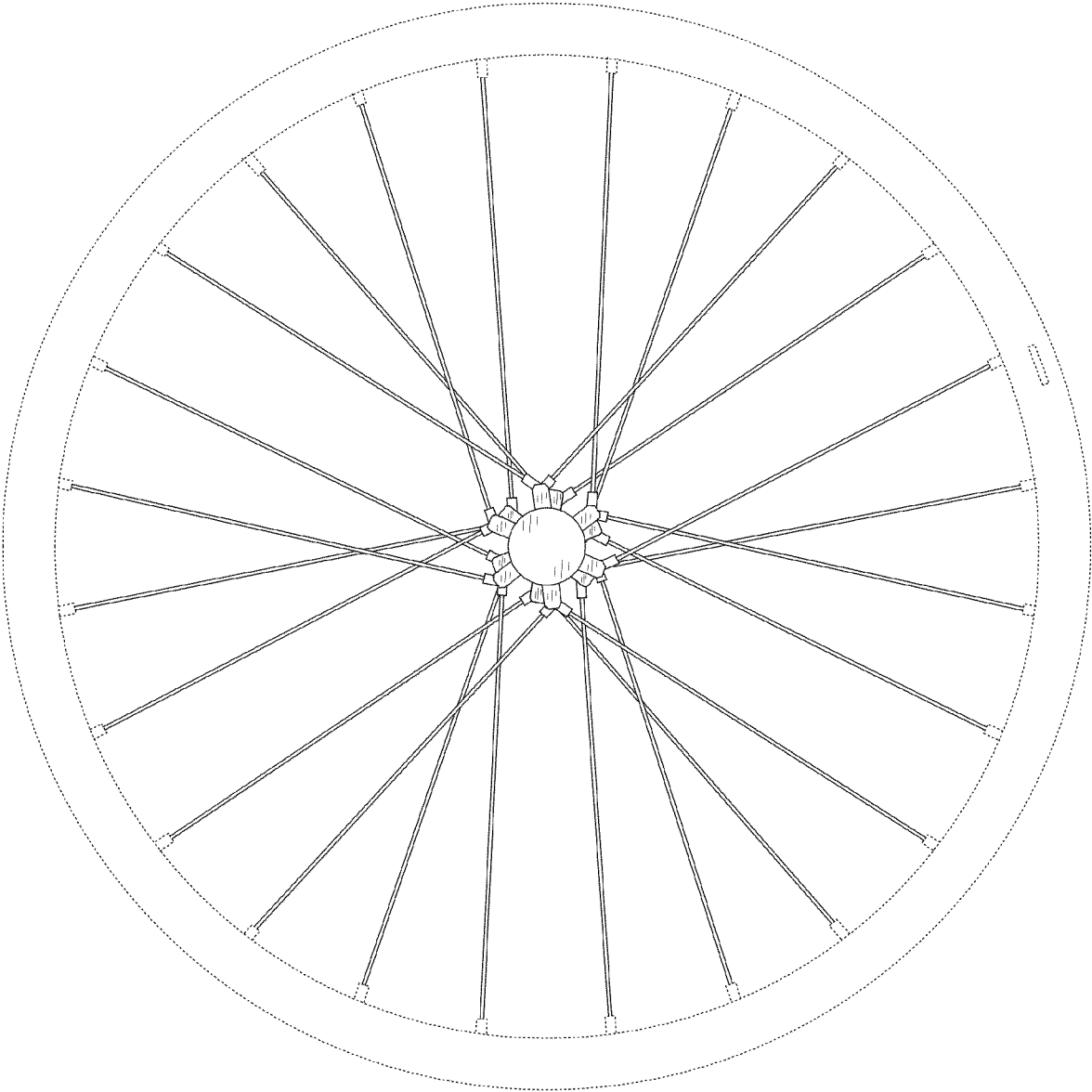
**FIG. 10**



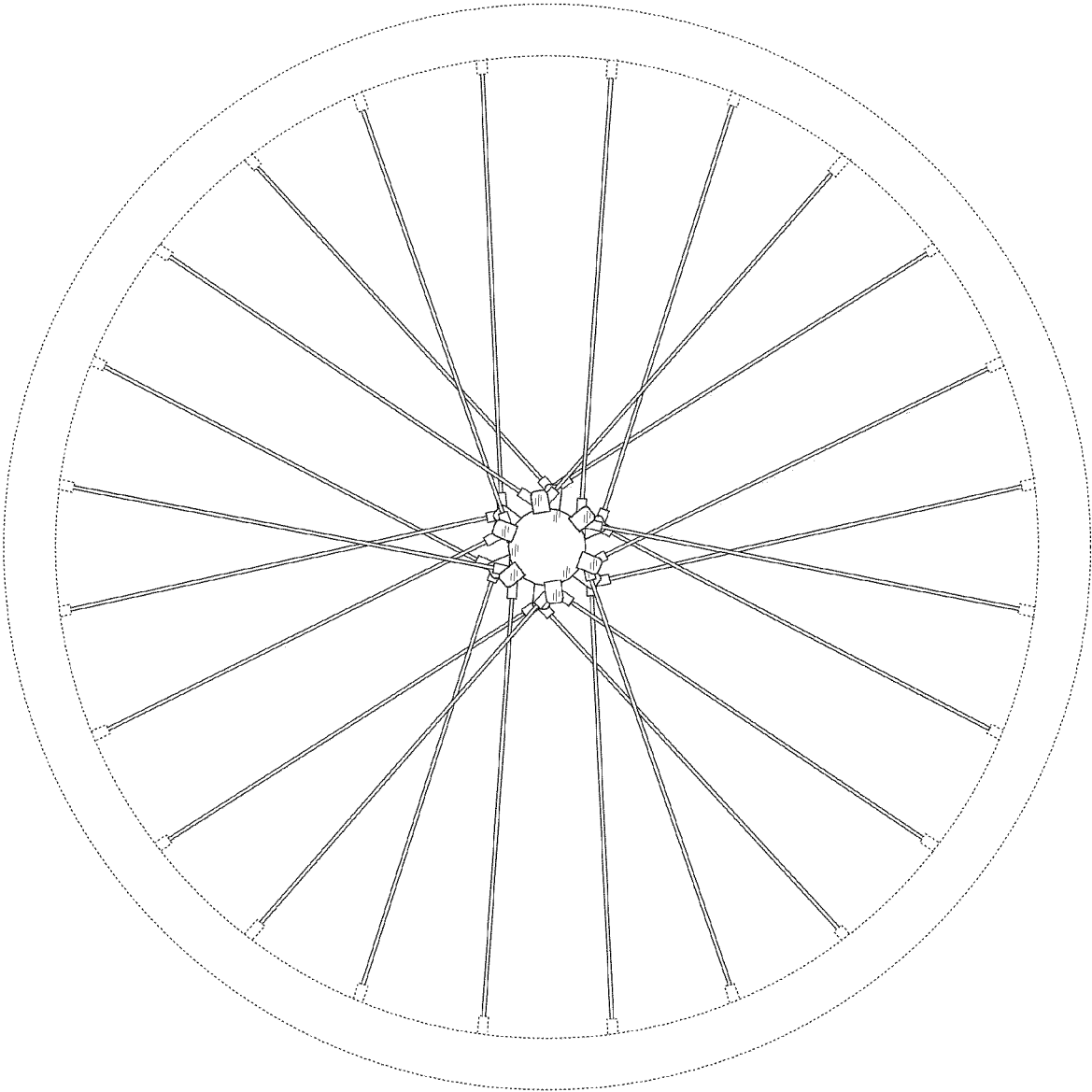
**FIG. 11**



**FIG. 12**



**FIG. 13**



**FIG. 14**