



US0D1012913S

(12) **United States Design Patent**
Song

(10) **Patent No.:** **US D1,012,913 S**

(45) **Date of Patent:** **** Jan. 30, 2024**

(54) **CASE FOR ELECTRONIC DEVICE**
(71) Applicant: **Samsung Electronics Co., Ltd.**,
Suwon-si (KR)
(72) Inventor: **Jiseung Song**, Suwon-si (KR)
(73) Assignee: **Samsung Electronics Co., Ltd.**,
Suwon-si (KR)
(**) Term: **15 Years**

D908,680 S * 1/2021 Kim D14/250
D917,448 S * 4/2021 Song D14/250
D928,766 S * 8/2021 Park D14/250
D933,055 S * 10/2021 Dobson D14/250
D942,439 S * 2/2022 Cavenagh D14/250
RE49,021 E * 4/2022 Chiang H04B 1/3888
D14/250
D948,494 S * 4/2022 Huang D14/250
D948,517 S * 4/2022 Jeon D14/440
D952,624 S * 5/2022 Armstrong D14/250
D975,698 S * 1/2023 Kim D14/250
D975,699 S * 1/2023 Kim D14/250

* cited by examiner

(21) Appl. No.: **29/802,440**
(22) Filed: **Aug. 5, 2021**

Primary Examiner — L. A. Grabenstetter
(74) *Attorney, Agent, or Firm* — NSIP Law

(30) **Foreign Application Priority Data**

(57) **CLAIM**

Jun. 4, 2021 (KR) 30-2021-0026695

I claim the ornamental design for a case for electronic device, as shown and described.

(51) **LOC (14) Cl.** **14-03**
(52) **U.S. Cl.**

DESCRIPTION

USPC **D14/250**
(58) **Field of Classification Search**
USPC D3/201, 218, 247, 249, 269, 327, 328;
D14/217, 248, 250–253, 432, 440
CPC H04B 1/3888; H04M 1/0283; H04M
1/0202; A45F 2005/028; A45F 2200/0525
See application file for complete search history.

FIG. 1 is a front perspective view of a case for electronic device showing my new design;
FIG. 2 is a front view thereof;
FIG. 3 is a rear view thereof;
FIG. 4 is a left-side view thereof;
FIG. 5 is a right-side view thereof;
FIG. 6 is a top view thereof;
FIG. 7 is a bottom view thereof; and,
FIG. 8 is a rear perspective view thereof.

The broken lines in the figures depict portions of the case for electronic device which form no part of the claimed design.

(56) **References Cited**

U.S. PATENT DOCUMENTS

D855,610 S * 8/2019 Wei D14/250
D899,416 S * 10/2020 Kwak D14/250

1 Claim, 6 Drawing Sheets

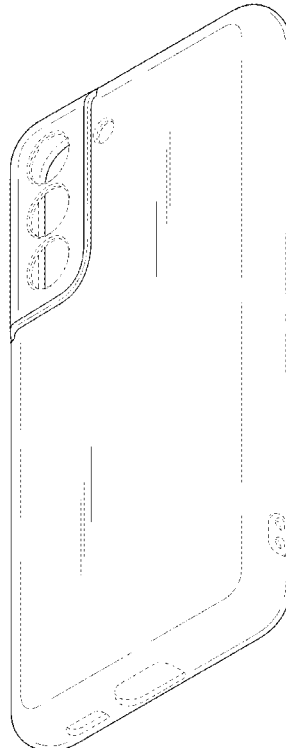


FIG.1




FIG.2




FIG.3

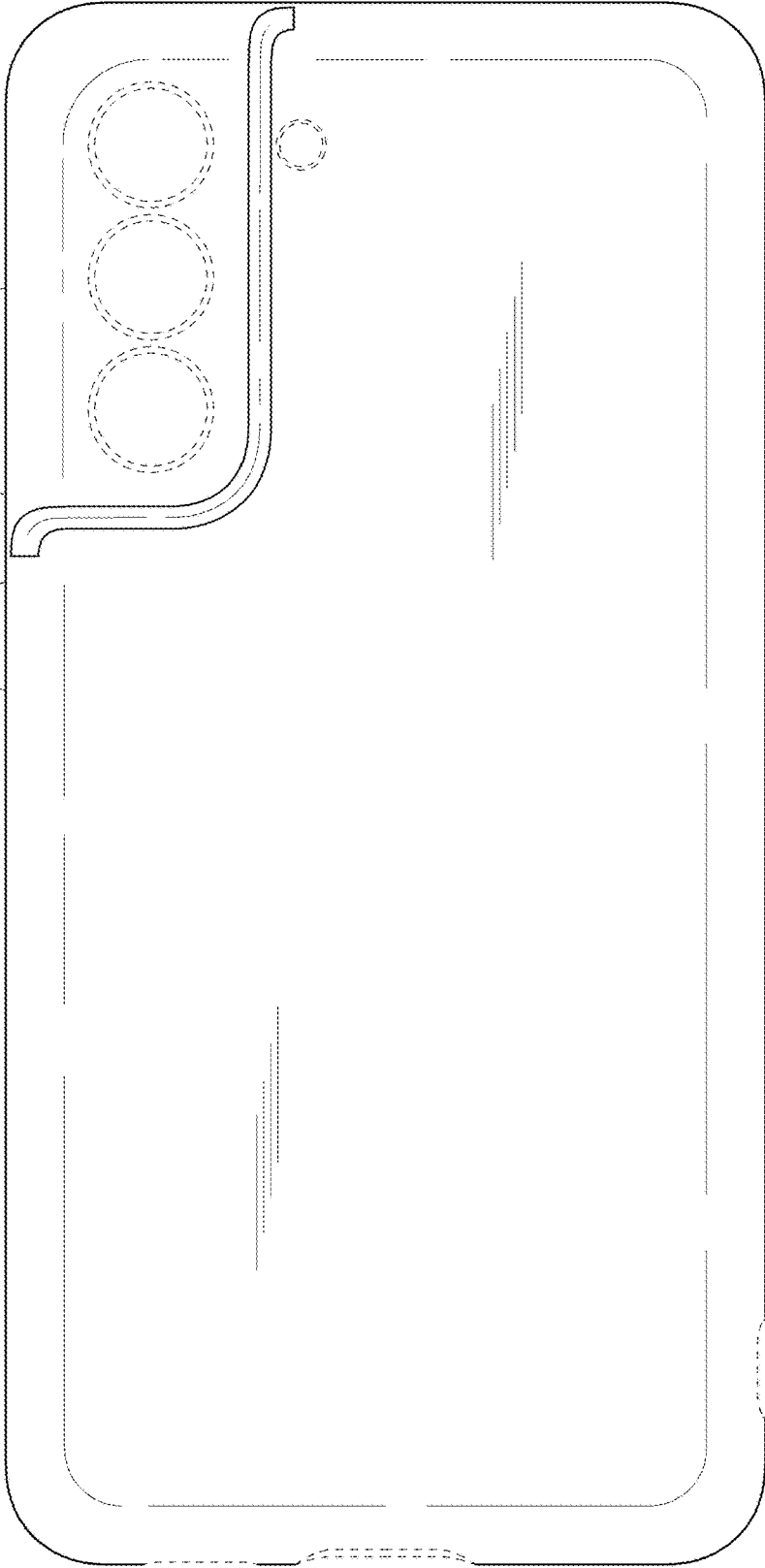


FIG.4




FIG.5




FIG.6




FIG.7




FIG.8

