



US00D337047S

United States Patent [19]

[11] Patent Number: **Des. 337,047**

Pearce et al.

[45] Date of Patent: **** Jul. 6, 1993**

[54] PACKAGE FOR A MOP DISPLAY

4,359,161 11/1982 Sinoff 206/461 X
5,085,316 2/1992 Pearce et al. 206/362.4 X

[75] Inventors: **Scott C. Pearce**, Cincinnati; **William H. Perkins**, Oxford; **Daniel Brod**; **Stan Brod**, both of Cincinnati, all of Ohio

FOREIGN PATENT DOCUMENTS

1173963 12/1969 United Kingdom 206/362.4
1414351 11/1975 United Kingdom 206/362.4

[73] Assignee: **The Drackett Company**, Cincinnati, Ohio

Primary Examiner—Bernard Ansher
Assistant Examiner—Prabhakar Deshmukh

[**] Term: **14 Years**

[57] CLAIM

[21] Appl. No.: **666,415**

The ornamental design for a package for a mop display, as shown and described.

[22] Filed: **Mar. 8, 1991**

DESCRIPTION

[52] U.S. Cl. **D9/415**

[58] Field of Search D9/415, 418, 341, 337;
206/461-471, 806, 223, 361, 362.4


FIG. 1 is a perspective view of a package for a mop display showing our new design;
FIG. 2 is a front elevational view thereof;
FIG. 3 is a top plan view thereof;
FIG. 4 is a right side elevational view thereof;
FIG. 5 is a left side elevational view thereof;
FIG. 6 is rear elevational view thereof; and,
FIG. 7 is a bottom plan view thereof.

[56] References Cited

U.S. PATENT DOCUMENTS

136,026 2/1873 Bronson 206/361 X
D. 305,302 1/1990 Beatrice et al. D9/415
2,491,663 12/1949 Hultin 206/223 X
4,019,632 4/1977 Greenlee 206/463 X
4,053,050 10/1977 Forbes, Jr. et al. 206/362.4 X

The broken line showing of mop handle and sponge in FIG. 2 is for illustrative purposes only and forms no part of the claim.



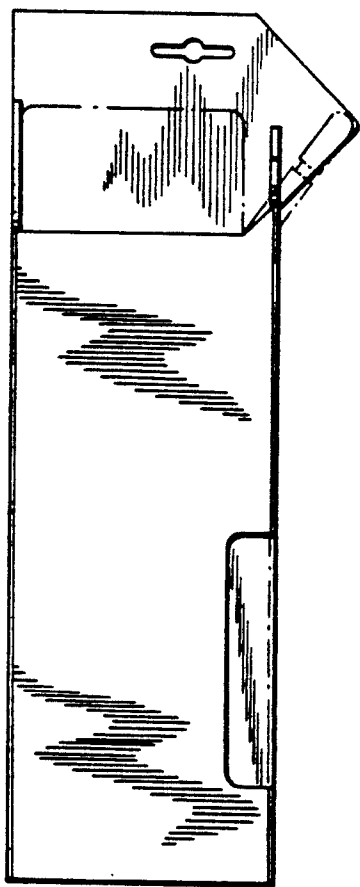


FIG. 2

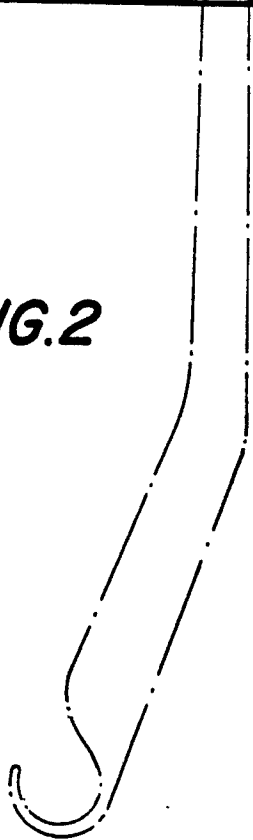


FIG. 4

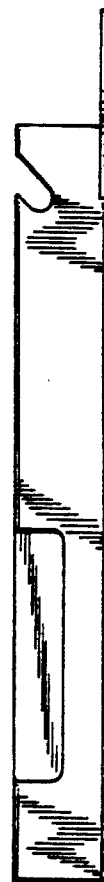


FIG. 3



FIG. 1






FIG. 5

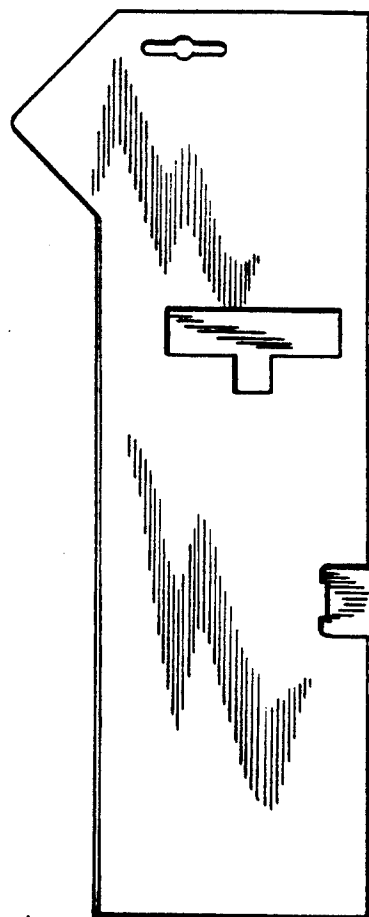


FIG. 6

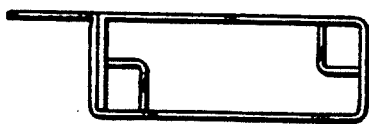


FIG. 7