

L. N. VALLETT.

Improvement in Ironing-Boards.

No. 128,569.

Patented July 2, 1872.

Fig. 1

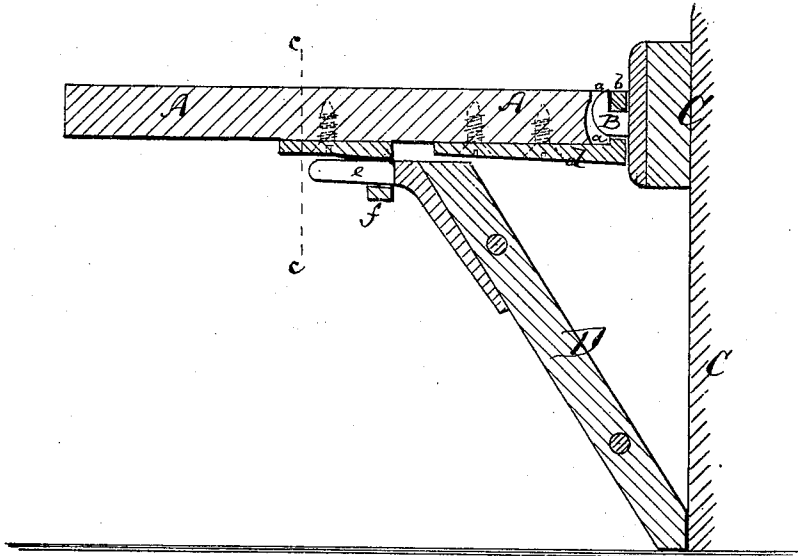


Fig. 2.




Fig. 3.

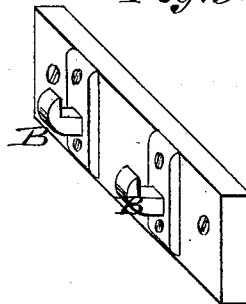
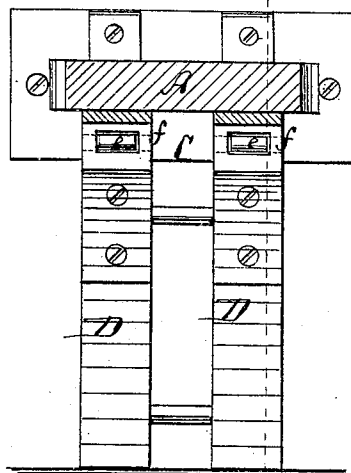


Fig. 4.



Witnesses:

E. Wolff
W. A. Graham

Inventor:

L. N. Vallett
Munnell
Attorneys.

PER

UNITED STATES PATENT OFFICE.

LEANDER N. VALLETT, OF PROVIDENCE, RHODE ISLAND.

IMPROVEMENT IN IRONING-BOARDS.

Specification forming part of Letters Patent No. 128,569, dated July 2, 1872.

Specification describing a new and Improved Ironing-Board, invented by LEANDER N. VALLETT, of Providence, in the county of Providence and State of Rhode Island.

In the accompanying drawing, Figure 1 represents a longitudinal vertical section of my improved ironing-board and fastenings. Fig. 2 is a perspective view of the board proper; Fig. 3, a perspective view of its wall-support; and Fig. 4 is a vertical transverse section on the line *c c*, Fig. 1.

Similar letters of reference indicate corresponding parts.

This invention relates to a new device for fastening ironing-boards to walls or upright standards and for bracing them, so that they will be securely held in place by one end, the other end being free for applying or removing dresses, skirts, &c. The invention consists in the new form of sockets on the end of the board, and in their combination with hooks on the wall for entering the sockets; and also in a novel arrangement of ears under the board for receiving projecting tenons of the supporting-brace, all as hereinafter more fully described.

A in the drawing represents the ironing-board, of suitable size and shape. At one end there are two or more sockets, *a a*, formed in it, which are open to the end and top, as shown in Figs. 1 and 2. B B are hooks, fastened securely to the wall C or post, by which the

board is to be supported. These hooks enter the sockets *a* in such manner as to embrace the angle *b* of the same. In order to apply the board to the hooks B it must be held upright or nearly so to bring the horizontal parts of the sockets over the vertical ends of the hooks. Then the board is swung down, causing the hooks to enter the vertical parts of the sockets. Thus the board is almost sufficiently held, as it bears firmly with its end against the wall or post. The sockets are in part formed and lined by metal plates *d d*, which are fastened to the board A by means of screws or nails. For insuring the perfect rigidity of the board it is provided or connected with a supporting-brace, D, which bears with its lower end against the wall or post C, while its upper end has projecting tenons *e e*, that enter perforated ears *f*, which are fastened to the under side of the board A.

Having thus described my invention, I claim as new and desire to secure by Letters Patent—

The combination of the hooks B B and tenoned brace D with the board A provided with the sockets *a* and ears *f*, all arranged as shown and described.

LEANDER N. VALLETT.

Witnesses:

G. P. VALLETT,
E. O. COOK.