

M. E. Berolzheimer
Envelopes.

N^o 102,211. Patented Apr. 26, 1870.
Fig. 4.

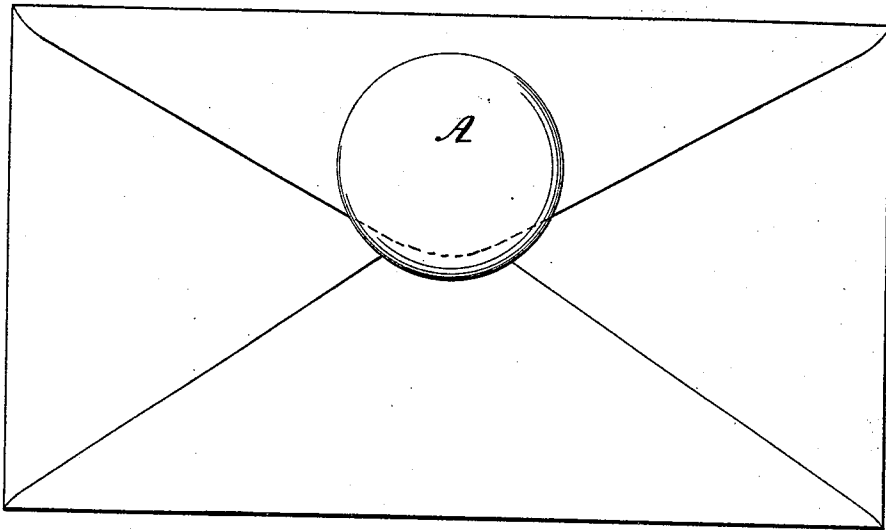


Fig. 1.

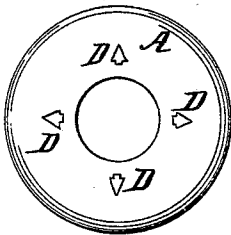


Fig. 2.

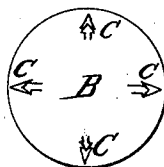
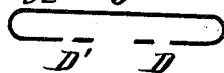


Fig. 3.



Fig. 5.



Witnesses.

G. J. Gordon
Wm. F. Willis

Inventor.

Max E. Berolzheimer

United States Patent Office.

MAX EMANUEL BEROLZHEIMER, OF NEW YORK, N. Y.

Letters Patent No. 102,211, dated April 26, 1870.

IMPROVEMENT IN ENVELOPE-FASTENERS.

The Schedule referred to in these Letters Patent and making part of the same

To all whom it may concern:

Be it known that I, MAX EMANUEL BEROLZHEIMER, of the city, county, and State of New York, have invented a new and useful Envelope-Fastener; and I hereby declare that the following is a full, clear, and exact description thereof, reference being had to the accompanying drawings making a part of this specification, and the letters of reference marked thereon, in which the same letter represents the same thing in each figure.

The object of my invention is to secure envelopes and other articles made of paper or other material, capable of easy perforation, from being opened and liability to abstraction of contents without detection.

Figure 1 is a plan of the exterior disk.

Figure 2 is a plan of the interior disk.

Figure 3, a side view thereof.

Figure 4, an envelope with the disks attached.

Figure 5 is a cross-section of the exterior disk.

A represents the exterior disk of the fastener;

B, the interior disk;

C C, the teeth of the interior; and

D D, the holes corresponding therewith in exterior disk A.

The operation is as follows:

Place disk B beneath the under surface of an envelope, so that each tooth will come within one of the four divisions, and press them sufficiently upon the teeth, to insure perforation.

Place disk A upon the elastic teeth, and by a slight

pressure, they will slip within the arrow-shaped holes D D, and the necks of the teeth will spring within the narrower spaces cut for their reception, leaving the lateral projections of the teeth caught under disk A, whence it will be impossible to release them, without forcibly breaking some part of the fastener, or tearing the envelope.

A lesser or greater number of teeth may be employed.

If preferred, the teeth may be made rigid and the holes elastic.

A monogram or other design may be stamped on the disks, if desired.

It will be seen that, owing to the peculiar form and construction of the exterior disk, when the two disks are applied to an envelope and attached together, as described, the teeth are entirely concealed, and cannot be reached for the purpose of detaching them from the exterior disk, without cutting or breaking the metal of said exterior disk.

What I claim, and desire to secure by Letters Patent, is—

The fastening device described, consisting of two parts A B, one toothed and the other correspondingly perforated, constructed substantially as described, and to operate together as and for the purposes specified.

MAX E. BEROLZHEIMER.

Witnesses:

S. J. GORDON,

WM. T. WILLIS.