

(12) STANDARD PATENT
(19) AUSTRALIAN PATENT OFFICE

(11) Application No. **AU 2007208214 B2**

(54) Title
Methods of increasing oral bioavailability of tetracyclines

(51) International Patent Classification(s)
A61K 9/00 (2006.01) **A61K 9/48** (2006.01)
A61K 9/20 (2006.01) **A61K 31/65** (2006.01)

(21) Application No: **2007208214** (22) Date of Filing: **2007.01.24**

(87) WIPO No: **WO07/087416**

(30) Priority Data

(31)	Number	(32)	Date	(33)	Country
	60/761,819		2006.01.24		US

(43) Publication Date: **2007.08.02**

(44) Accepted Journal Date: **2013.02.14**

(71) Applicant(s)
Paratek Pharmaceuticals, Inc.

(72) Inventor(s)
Pukshansky, Masha;Aleksun, Michael N.;Bakhtyari, Adel;Johnston, Sean

(74) Agent / Attorney
Cullens Patent and Trade Mark Attorneys, Level 32 239 George Street, Brisbane, QLD, 4000

(56) Related Art
US 7008640 B2
WO 2004/091513 A2
EP O 470047 A1
WO 2005/046651 A1
EP O 418 565 A2
GB 2 414 668 A
WO 2004/091513 A2
BANERJEE S. et al: Journal Of Pharmacy And Pharmacology, vol. 28, no. 2, 1976, pages 133-138
POIGER H. et al: Naunyn-Schmiedeberg's Archives Of Pharmacology, vol. 306, no. 1, 1979, pages 89-92

(19) World Intellectual Property Organization
International Bureau



(43) International Publication Date
2 August 2007 (02.08.2007)

PCT

(10) International Publication Number
WO 2007/087416 A3

(51) International Patent Classification:

A61K 31/65 (2006.01) A61K 9/20 (2006.01)
A61K 9/00 (2006.01) A61K 9/48 (2006.01)

(21) International Application Number:

PCT/US2007/002081

(22) International Filing Date: 24 January 2007 (24.01.2007)

(25) Filing Language:

English

(26) Publication Language:

English

(30) Priority Data:

60/761,819 24 January 2006 (24.01.2006) US

(71) Applicant (for all designated States except US):
PARATEK PHARACEUTICALS, INC. [US/US];
75 Kneeland Street, Boston, MA 02111 (US).

(72) Inventors; and

(75) Inventors/Applicants (for US only): **ALEKSHUN, Michael, N.** [US/US]; 32 Eustis Avenue, Wakefield, MA 01880 (US). **FUKSHANSKY, Masha** [US/US] (US).

(74) Agents: **HANLEY, Elizabeth, A.** et al.; Lahive & Cockfield, LLP, One Post Office Square, Boston, MA 02109-2127 (US).

(81) Designated States (unless otherwise indicated, for every kind of national protection available): AE, AG, AL, AM,

AT, AU, AZ, BA, BB, BG, BR, BW, BY, BZ, CA, CH, CN, CO, CR, CU, CZ, DE, DK, DM, DZ, EC, EE, EG, ES, FI, GB, GD, GE, GH, GM, GT, HN, HR, HU, ID, IL, IN, IS, JP, KE, KG, KM, KN, KP, KR, KZ, LA, LC, LK, LR, LS, LT, LU, LV, LY, MA, MD, MG, MK, MN, MW, MX, MY, MZ, NA, NG, NI, NO, NZ, OM, PG, PH, PL, PT, RO, RS, RU, SC, SD, SE, SG, SK, SL, SM, SV, SY, TJ, TM, TN, TR, TT, TZ, UA, UG, US, UZ, VC, VN, ZA, ZM, ZW.

(84) Designated States (unless otherwise indicated, for every kind of regional protection available): ARIPO (BW, GH, GM, KE, LS, MW, MZ, NA, SD, SL, SZ, TZ, UG, ZM, ZW), Eurasian (AM, AZ, BY, KG, KZ, MD, RU, TJ, TM), European (AT, BE, BG, CH, CY, CZ, DE, DK, EE, ES, FI, FR, GB, GR, HU, IE, IS, IT, LT, LU, LV, MC, NL, PL, PT, RO, SE, SI, SK, TR), OAPI (BF, BJ, CF, CG, CI, CM, GA, GN, GQ, GW, ML, MR, NE, SN, TD, TG).

Published:

- with international search report
- before the expiration of the time limit for amending the claims and to be republished in the event of receipt of amendments

(88) Date of publication of the international search report:

20 September 2007

For two-letter codes and other abbreviations, refer to the "Guidance Notes on Codes and Abbreviations" appearing at the beginning of each regular issue of the PCT Gazette.

(54) Title: METHODS OF INCREASING ORAL BIOAVAILABILITY OF TETRACYCLINES

(57) Abstract: Methods for increasing the oral bioavailability of tetracycline compounds are described.

WO 2007/087416 A3

METHODS OF INCREASING ORAL BIOAVAILABILITY OF TETRACYCLINES

Related Applications

- 5 This application claims priority to U.S. Provisional Patent Application Serial No. 60/761,819, filed on January 24, 2006; the entire contents of which are hereby incorporated herein by reference.

Background of the Invention

- 10 The development of the tetracycline antibiotics was the direct result of a systematic screening of soil specimens collected from many parts of the world for evidence of microorganisms capable of producing bacteriocidal and/or bacteriostatic compositions. The first of these novel compounds was introduced in 1948 under the name chlortetracycline. Two years later, oxytetracycline became available. The
15 elucidation of the chemical structure of these compounds confirmed their similarity and furnished the analytical basis for the production of a third member of this group in 1952, tetracycline. A new family of tetracycline compounds, without the ring-attached methyl group present in earlier tetracyclines, was prepared in 1957 and became publicly available in 1967; and minocycline was in use by 1972.
- 20 Recently, research efforts have focused on developing new tetracycline antibiotic compositions effective under varying therapeutic conditions and routes of administration. New tetracycline analogues have also been investigated which may prove to be equal to or more effective than the originally introduced tetracycline compounds. Examples include U.S. Patent Nos. 2,980,584; 2,990,331; 3,062,717;
25 3,165,531; 3,454,697; 3,557,280; 3,674,859; 3,957,980; 4,018,889; 4,024,272; and 4,126,680. These patents are representative of the range of pharmaceutically active tetracycline and tetracycline analogue compositions.

- Historically, soon after their initial development and introduction, the tetracyclines were found to be highly effective pharmacologically against rickettsiae; a
30 number of gram-positive and gram-negative bacteria; and the agents responsible for lymphogranuloma venereum, inclusion conjunctivitis, and psittacosis. Hence, tetracyclines became known as "broad spectrum" antibiotics. With the subsequent establishment of their in vitro antimicrobial activity, effectiveness in experimental infections, and pharmacological properties, the tetracyclines as a class rapidly became
35 widely used for therapeutic purposes. However, this widespread use of tetracyclines for both major and minor illnesses and diseases led directly to the emergence of resistance to these antibiotics even among highly susceptible bacterial species both commensal and pathogenic (e.g., pneumococci and Salmonella). The rise of tetracycline-resistant

2007208214 14 Jan 2013

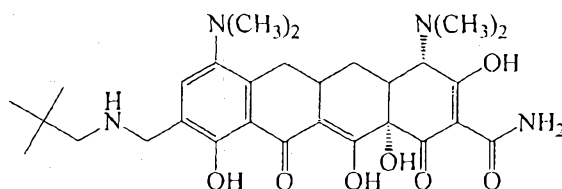
organisms has resulted in a general decline in use of tetracyclines and tetracycline analogue compositions as antibiotics of choice. Methods and compositions for the oral bioavailability of tetracycline compounds would be of great benefit.

Summary of the Invention

The invention pertains to methods of increasing the oral bioavailability of a tetracycline compound in a subject. The method includes administering to a subject a tetracycline compound in combination with a bioavailability enhancing agent such that the tetracycline compound is released in the intestinal tract.

Definitions of the specific embodiments of the invention as claimed herein follow.

According to a first embodiment of the invention, there is provided a method for increasing oral bioavailability of a tetracycline compound in a subject, comprising administering said tetracycline compound to said subject in combination with a bioavailability enhancing agent such that said tetracycline compound is released in the intestinal tract, wherein said tetracycline compound is:



or a pharmaceutically acceptable salt thereof, and

wherein said bioavailability enhancing agent is polysorbate 80 (TWEEN-80), ethylenediaminetetraacetic acid (EDTA) or a combination thereof, or a combination of sodium bisulfite and silicon dioxide.

According to a second embodiment of the invention, there is provided a pharmaceutical composition when used in the method of the first embodiment, wherein said composition comprises a therapeutically effective amount of the tetracycline compound as defined in the first embodiment in combination with the bioavailability enhancing agent of the first embodiment and a pharmaceutically acceptable carrier for administration of said tetracycline compound to the intestinal tract.

According to a third embodiment of the invention, there is provided a kit when used in the method of the first embodiment, wherein said kit comprises the tetracycline compound as defined in the first embodiment and instructions for administering a therapeutically effective

+61 7 3229 3384

amount of said tetracycline compound in combination with the bioavailability enhancing agent of the first embodiment to the intestinal tract of a subject.

Detailed Description of the Invention

In one embodiment, the invention pertains to methods of increasing the oral bioavailability of a tetracycline compound in a subject. The method includes administering to a subject a tetracycline compound in combination with a bioavailability enhancing agent such that the tetracycline compound is released in the intestinal tract.

The phrase "released in the intestinal tract" refers to the dispersion of the tetracycline in the intestinal tract. The intestinal tract as used herein, includes, for example, the small intestine, the large intestine, the duodenum, the jejunum, the ileum, the colon, and the cecum. Furthermore, the term "the intestinal tract" does not include the mouth, the pharynx, the esophagus, the cardia and the stomach. In one embodiment, the tetracycline compound is released into the small intestine. In another embodiment, the tetracycline compound is released into the duodenum. Methods for releasing the tetracycline compound into the intestinal tract include, for example, the administration of the tetracycline compound in a formulation with an enteric coating, administration by directly injecting the tetracycline compound into the intestinal tract, administration of the tetracycline via a gastric feeding tube and administration of the tetracycline compound by a duodenal feeding tube.

The term "bioavailability" includes, generally, the degree to which a drug or other substance becomes available to a target tissue after administration. In a further embodiment, the bioavailability of the of the tetracycline compounds may be the

[Text continues on page 3]

bioavailability to a particular target tissue. For example, in an embodiment, the particular target tissue may require traversal of the stomach or the small intestines, therefore the bioavailability data may be obtained from this particular target tissue.

The term "target tissue" includes any tissue or body fluid of a subject, preferably human. For example, the target tissue may be the brain, blood, nerves, spinal cord, heart, liver, kidneys, stomach, small intestine, duodenum, muscles, lung, pancreas, intestine, bladder, reproductive organs, bones, tendons, or other internal organs or tissues.

Bioavailability can be determined according to the following equation:

10

$$\% F = (AUC)_{po} / (AUC)_{i.v} \times (Dose)_{i.v} / (Dose)_{po}$$

In this equation, % F is the fraction of the compound absorbed. AUC is the experimentally determined "area under the curve" and is related to other pharmacodynamic parameters such as clearance (CL), volume of distribution (V_d), and elimination half-life ($t_{1/2}$) (See Hirono, S. et al. Biol Pharm Bull 1994, 17, 306-309).

The bioavailability of the tetracycline compound may be enhanced by the addition of a bioavailability enhancing agent. The term "bioavailability enhancing agent" includes agents that, when administered in combination with the tetracycline compound, increase the availability of the tetracycline compound to the target tissue. Suitable bioavailability enhancing agents include, for example, charge masking compounds, solubilizing compounds, reducing compounds, stabilizing compounds, lubricating compounds, enteric coatings, permeability enhancing compounds, or combinations thereof. In one embodiment, the bioavailability enhancing agent is, for example, polysorbate 80 (TWEEN-80), ethylenediaminetetraacetic acid (EDTA), sodium bisulfite, octanol, oil, ethanol, calcium chloride, or silicon dioxide. In a further embodiment, the bioavailability enhancing agent is a lubricating agent in combination with another bioavailability enhancing agent. Examples of combinations include sodium bisulfite with a lubricating compound such as AEROSIL 200.

In one embodiment, the bioavailability of the tetracycline compound when administered in combination with the bioavailability enhancing agent is increased by about 5% or greater, by about 10% or greater, by about 25% or greater, by about 40% or greater or by about 50% or greater as compared to the bioavailability of the compound when not specifically administered to the intestinal tract, *i.e.*, orally administered via mouth without an enteric coating.

The language "in combination with" a bioavailability enhancing agent includes co-administration of the tetracycline compound and the bioavailability enhancing agent, administration of the tetracycline compound first, followed by the bioavailability

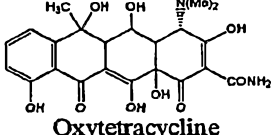
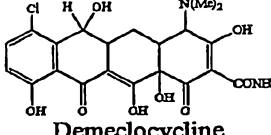
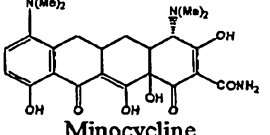
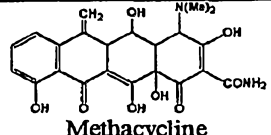
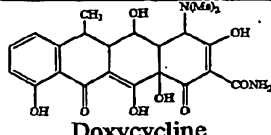
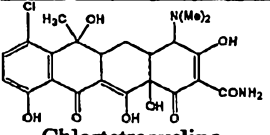
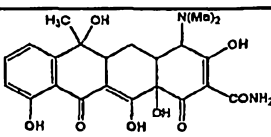
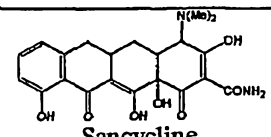
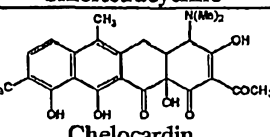
enhancing agent and administration of the bioavailability enhancing agent, followed by the tetracycline compound. The bioavailability enhancing agent and the tetracycline compound may be administered at any interval which allows the compounds to perform their intended function, e.g., increase to oral bioavailability of the tetracycline compound. The bioavailability enhancing agent and the tetracycline compound may be administered concurrently in separate or in the same pharmaceutical composition. In other embodiment, the tetracycline compound and the bioavailability enhancing agent may be administered within about 30 minutes, within about one hour, within about two hours, or within another period of time which allows the compounds to perform their intended function.

The term "subject" includes animals (*e.g.*, mammals, *e.g.*, cats, dogs, horses, pigs, cows, sheep, rodents, rabbits, squirrels, bears, primates (*e.g.*, chimpanzees, gorillas, and humans)). It also includes transgenic animal models.

The term "tetracycline compound" includes substituted or unsubstituted tetracycline compounds or compounds with a similar ring structure to tetracycline. Examples of tetracycline compounds include: chlortetracycline, oxytetracycline, demeclocycline, methacycline, sancycline, chelocardin, rolitetracycline, lymecycline, apicycline, clomocycline, guamecycline, meglucycline, mepylcycline, penimepicycline, pipacycline, etamocycline, penimocycline, etc. Other derivatives and analogues comprising a similar four ring structure are also included (See Rogalski, "Chemical Modifications of Tetracyclines," the entire contents of which are hereby incorporated herein by reference). Table 1 depicts tetracycline and several known other tetracycline derivatives.

25

Table 1

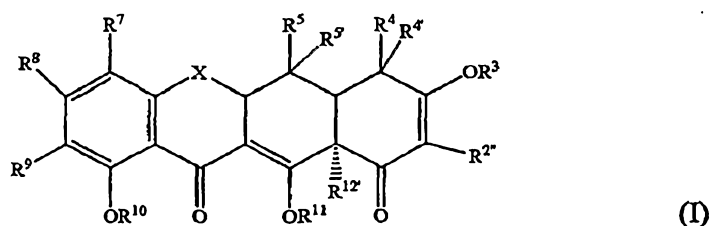
 Oxytetracycline	 Demeclocycline	 Minocycline
 Methacycline	 Doxycycline	 Chlortetracycline
 Tetracycline	 Sancycline	 Chelocardin

Other tetracycline compounds which may be modified using the methods of the invention include, but are not limited to, 6-demethyl-6-deoxy-4-

dedimethylaminotetracycline; tetracyclino-pyrazole; 7-chloro-4-dedimethylaminotetracycline; 4-hydroxy-4-dedimethylaminotetracycline; 12 α -deoxy-4-dedimethylaminotetracycline; 5-hydroxy-6 α -deoxy-4-dedimethylaminotetracycline; 4-dedimethylamino-12 α -deoxyanhydrotetracycline; 7-dimethylamino-6-demethyl-6-deoxy-4-dedimethylaminotetracycline; tetracyclinonitrile; 4-oxo-4-dedimethylaminotetracycline 4,6-hemiketal; 4-oxo-11a Cl-4-dedimethylaminotetracycline-4,6-hemiketal; 5a,6-anhydro-4-hydrazon-4-dedimethylamino tetracycline; 4-hydroxyimino-4-dedimethylamino tetracyclines; 4-hydroxyimino-4-dedimethylamino 5a,6-anhydrotetracyclines; 4-amino-4-dedimethylamino-5a, 6 anhydrotetracycline; 4-methylamino-4-dedimethylamino tetracycline; 4-hydrazono-11a-chloro-6-deoxy-6-demethyl-6-methylene-4-dedimethylamino tetracycline; tetracycline quaternary ammonium compounds; anhydrotetracycline betaines; 4-hydroxy-6-methyl pretetramides; 4-keto tetracyclines; 5-keto tetracyclines; 5a, 11a dehydro tetracyclines; 11a Cl-6, 12 hemiketal tetracyclines; 11a Cl-6-methylene tetracyclines; 6, 13 diol tetracyclines; 6-benzylthiomethylene tetracyclines; 7, 11a -dichloro-6-fluoro-methyl-6-deoxy tetracyclines; 6-fluoro (α)-6-demethyl-6-deoxy tetracyclines; 6-fluoro (β)-6-demethyl-6-deoxy tetracyclines; 6- α acetoxo-6-demethyl tetracyclines; 6- β acetoxo-6-demethyl tetracyclines; 7, 13-epithiotetracyclines; oxytetracyclines; pyrazolotetracyclines; 11a halogens of tetracyclines; 12a formyl and other esters of tetracyclines; 5, 12a esters of tetracyclines; 10, 12a- diesters of tetracyclines; isotetracycline; 12-a-deoxyanhydro tetracyclines; 6-demethyl-12a-deoxy-7-chloroanhydrotetracyclines; B-nortetracyclines; 7-methoxy-6-demethyl-6-deoxytetracyclines; 6-demethyl-6-deoxy-5a-epitetracyclines; 8-hydroxy-6-demethyl-6-deoxy tetracyclines; monardene; chromocycline; 5a methyl-6-demethyl-6-deoxy tetracyclines; 6-oxa tetracyclines, and 6 thia tetracyclines.

The term "substituted tetracycline compound" includes tetracycline compounds with one or more additional substituents, *e.g.*, at the 1, 2, 3, 4, 5, 6, 7, 8, 9, 10, 11, 11a, 12, 12a or 13 position or at any other position which allows the substituted tetracycline compound of the invention to perform its intended function.

In a one embodiment, the tetracycline compound of the invention is of formula I:



wherein

- R^1 is hydrogen, alkyl, alkenyl, alkynyl, aryl, arylalkyl, amido, alkylamino, amino, arylamino, alkylcarbonyl, arylcarbonyl, alkylaminocarbonyl, alkoxy, alkoxy carbonyl, alkylcarbonyloxy, alkyloxy carbonyloxy, arylcarbonyloxy, aryloxy, thiol, alkylthio, arylthio, alkenyl, heterocyclic, hydroxy, or halogen, optionally linked to
- 5 R^2 to form a ring;
 $R^{2'}$ is cyano or $C(=O)-NR^{2'}R^{2'}$;
 R^2 is hydrogen, alkyl, halogen, alkenyl, alkynyl, aryl, hydroxyl, thiol, cyano, nitro, acyl, formyl, alkoxy, amino, alkylamino, heterocyclic, or absent, optionally linked to R^1 to form a ring;
- 10 $R^{2'}$, R^{4a} , and R^{4b} are each independently hydrogen, alkyl, alkenyl, alkynyl, alkoxy, alkylthio, alkylsulfinyl, alkylsulfonyl, alkylamino, arylalkyl, aryl, heterocyclic, heteroaromatic or a prodrug moiety;
 R^{10} , R^{11} , and R^{12} are each independently hydrogen, alkyl, aryl, benzyl, arylalkyl, or a pro-drug moiety;
- 15 $R^{12'}$ is $O-R^{12}$, hydrogen, or substituted amino;
 R^4 and $R^{4'}$ are each independently $NR^{4a}R^{4b}$, alkyl, acyl, alkenyl, alkynyl, hydroxyl, halogen, hydrogen, or taken together $=N-OR^{4a}$;
 R^5 and $R^{5'}$ are each independently hydroxyl, hydrogen, thiol, alkanoyl, aroyl, alkaroyl, aryl, heteroaromatic, alkyl, alkenyl, alkynyl, alkoxy, alkylthio,
- 20 alkylsulfinyl, alkylsulfonyl, alkylamino, arylalkyl, alkyl carbonyloxy, or aryl carbonyloxy;
 R^6 and $R^{6'}$ are each independently hydrogen, methylene, absent, hydroxyl, halogen, thiol, alkyl, alkenyl, alkynyl, aryl, alkoxy, alkylthio, alkylsulfinyl, alkylsulfonyl, alkylamino, or an arylalkyl;
- 25 R^7 is hydrogen, dialkylamino, hydroxyl, halogen, thiol, nitro, alkyl, alkenyl, alkynyl, aryl, alkoxy, alkylthio, alkylsulfinyl, alkylsulfonyl, arylalkyl, amino, arylalkenyl, arylalkynyl, acyl, aminoalkyl, heterocyclic, boronic ester, alkylcarbonyl, thionitroso, or $-(CH_2)_{0-3}(NR^{7c})_{0-1}C(=W')WR^{7a}$;
 R^8 is hydrogen, hydroxyl, halogen, thiol, nitro, alkyl, alkenyl, alkynyl,
- 30 aryl, alkoxy, alkylthio, alkylsulfinyl, alkylsulfonyl, alkylamino, amino, arylalkenyl, arylalkynyl, acyl, aminoalkyl, heterocyclic, thionitroso, or $-(CH_2)_{0-3}(NR^{8c})_{0-1}C(=E')ER^{8a}$;
 R^9 is hydrogen, hydroxyl, halogen, thiol, nitro, alkyl, alkenyl, alkynyl, aryl, alkoxy, alkylthio, alkylsulfinyl, alkylsulfonyl, arylalkyl, amino, arylalkenyl,
- 35 arylalkynyl, acyl, aminoalkyl, heterocyclic, thionitroso, or $-(CH_2)_{0-3}(NR^{9c})_{0-1}C(=Z')ZR^{9a}$;
 R^{7a} , R^{7b} , R^{7c} , R^{7d} , R^{7e} , R^{7f} , R^{8a} , R^{8b} , R^{8c} , R^{8d} , R^{8e} , R^{8f} , R^{9a} , R^{9b} , R^{9c} , R^{9d} , R^{9e} , and R^{9f} are each independently hydrogen, acyl, alkyl, alkenyl, alkynyl, alkoxy,

alkylthio, alkylsulfinyl, alkylsulfonyl, alkylamino, arylalkyl, aryl, heterocyclic, heteroaromatic or a prodrug moiety;

R^{13} is hydrogen, hydroxy, alkyl, alkenyl, alkynyl, alkoxy, alkylthio, aryl, alkylsulfinyl, alkylsulfonyl, alkylamino, or an arylalkyl;

5 E is $CR^{8d}R^{8e}$, S , NR^{8b} or O ;

E' is O , NR^{8f} , or S ;

Q is a double bond when R^2 is absent, Q is a single bond when R^2 is hydrogen, alkyl, halogen, hydroxyl, thiol, alkenyl, alkynyl, aryl, acyl, formyl, alkoxy, amino, alkylamino, cyano, nitro, or heterocyclic;

10 W is $CR^{7d}R^{7e}$, S , NR^{7b} or O ;

W' is O , NR^{7f} , or S ;

X is $CHC(R^{13}Y'Y)$, $C=CR^{13}Y$, $CR^{6'}R^6$, S , NR^6 , or O ;

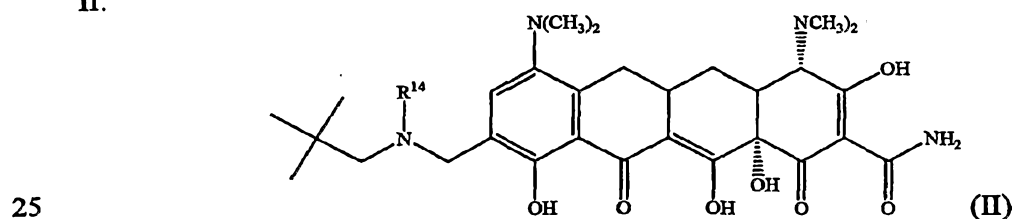
Y' and Y are each independently hydrogen, halogen, hydroxyl, cyano, sulfhydryl, amino, alkyl, alkenyl, alkynyl, alkoxy, alkylthio, alkylsulfinyl, alkylsulfonyl, 15 alkylamino, or an arylalkyl;

Z is $CR^{9d}R^{9e}$, S , NR^{9b} or O ;

Z' is O , S , or NR^{9f} , and pharmaceutically acceptable salts, esters and enantiomers thereof.

In another embodiment, $R^{2''}$ is $C(=O)NH_2$; R^3 , R^{10} , R^{11} , and R^{12} are each 20 hydrogen or a prodrug moiety; R^4 is $NR^{4a}R^{4b}$; R^{4a} and R^{4b} are each methyl; R^5 is hydrogen; R^8 is hydrogen; X is $CR^6R^{6'}$; R^6 is hydrogen; and $R^{5'}$ and $R^{6'}$ are hydrogen.

In a further embodiment, the tetracycline compound of the invention is of formula II:

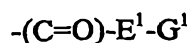


wherein

R^{14} is hydrogen or prodrug moiety, and pharmaceutically acceptable salts thereof.

In one embodiment, R^{14} is hydrogen.

30 In a further embodiment, R^{14} is of the formula



wherein

E^1 is oxygen, nitrogen, or a covalent bond;

G^1 is alkyl; heterocyclicalkyl; aryl; alkylcarbonyloxyalkyl; arylcarbonyloxyalkyl; alkyloxy carbonyloxyalkyl; arylalkylcarbonyloxyalkyl; alkyloxyalkylcarbonyloxyalkyl; or alkoxyalkoxy carbonyloxyalkyl.

In one embodiment, E^1 is a covalent bond and G^1 is alkyl.

5 In another embodiment, E^1 is nitrogen and G^1 is aryl, such as substituted or unsubstituted phenyl.

In one embodiment, E^1 is oxygen and G^1 is alkylcarbonyloxyalkyl. In yet another embodiment, G^1 is of the formula $-(CH_2)_m-O-(C=O)-R^{15}$, wherein m is 1-5 and R^{15} is alkyl. In a further embodiment, m is 1 or 2. In yet another embodiment, R^{15} is
10 methyl, ethyl, propyl, butyl, pentyl, hexyl, heptyl, octyl, nonyl, decyl, $-(CH_2)_{10}-CH_3$, or $-(CH_2)_{11}CH_3$. In a further embodiment, R^{15} is cycloalkyl.

In one embodiment, E^1 is oxygen and G^1 is $-(CH_2)_2-O-C(=O)-CH_3$. In another embodiment, E^1 is oxygen and G^1 is $-CH_2-O-(C=O)-C(CH_3)_3$.

In one embodiment, E^1 is oxygen and G^1 is alkyl. Suitable alkyl groups include,
15 for example, methyl, ethyl, propyl, butyl, pentyl, hexyl, heptyl, octyl, nonyl, decyl, $-(CH_2)_{10}-CH_3$, or $-(CH_2)_{11}CH_3$.

In one embodiment, E^1 is oxygen and G^1 is arylcarbonyloxyalkyl. In one particular embodiment, G^1 is of the formula: $-(CH_2)_f-O-(C=O)-R^{17}$, wherein f is 1-5 and R^{17} is aryl. In a further embodiment, f is 1 and R^{17} is substituted or unsubstituted
20 phenyl. Suitable substituted phenyl groups include, for example, phenyl substituted with one or more substituents selected from the group consisting of halogen, alkoxy, or alkyl.

In yet another embodiment, E^1 is oxygen and G^1 is alkyloxy carbonyloxyalkyl. In one particular embodiment, G^1 is of the formula $-(CH_2)-O-(C=O)-O-R^{18}$, wherein R^{18} is alkyl. Suitable alkyl groups, include, for example, methyl, ethyl, propyl, butyl or pentyl.

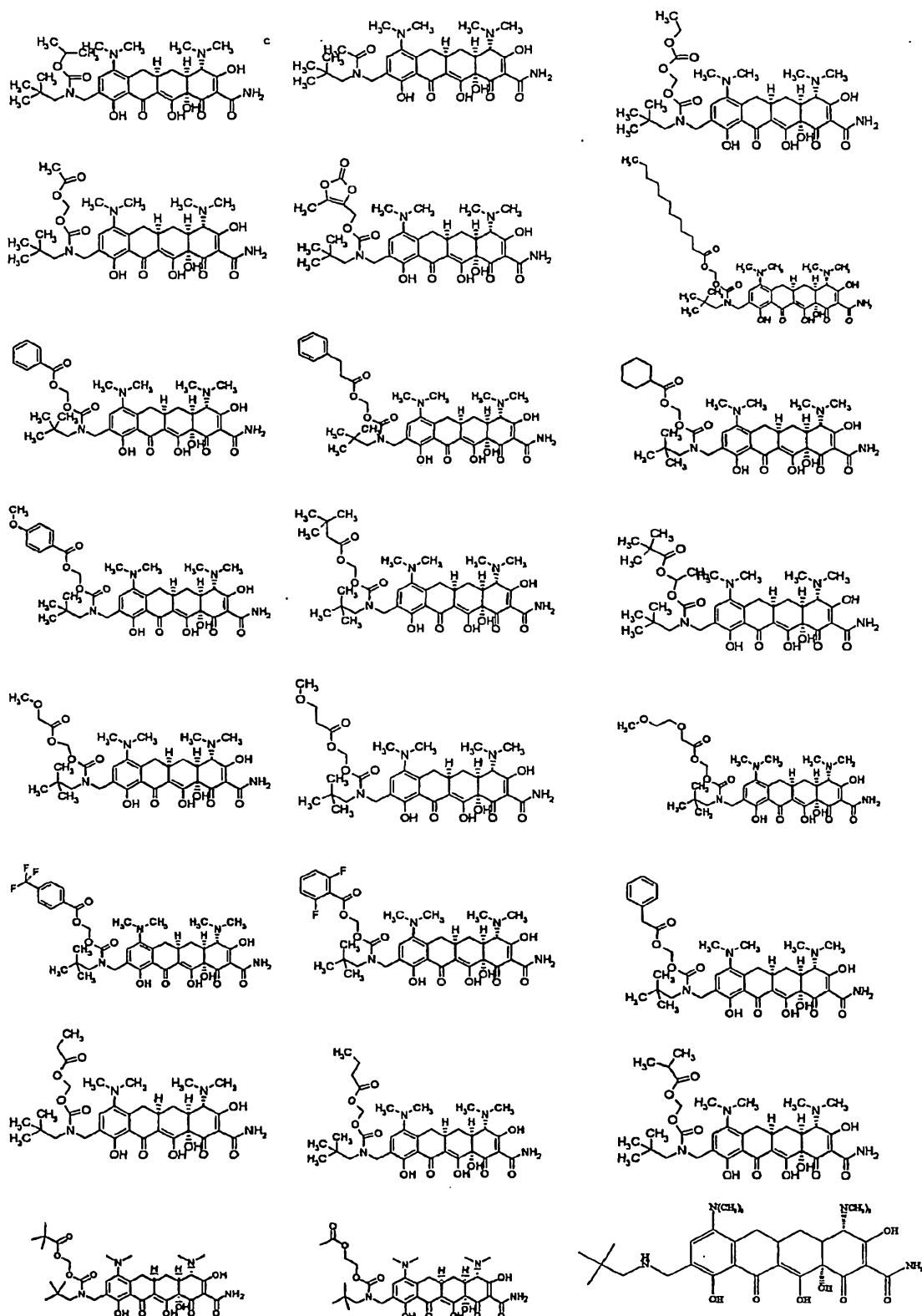
25 In a further embodiment, E^1 is oxygen and G^1 is arylalkylcarbonyloxyalkyl. In one particular embodiment, G^1 is of the formula $-(CH_2)-O-(C=O)-(CH_2)_h-R^{19}$, wherein h is 1-5, and R^{19} is aryl. In another embodiment, h is 1 or 2 and R^{19} is phenyl.

In a further embodiment, E^1 is oxygen and G^1 is alkyloxyalkylcarbonyloxyalkyl. In one particular embodiment, G^1 is of the formula $-(CH_2)-O-(C=O)-(CH_2)_i-O-R^{20}$,
30 wherein i is 1-5, and R^{20} is alkyl. In a further embodiment, i is 1, 2, or 3. In yet another embodiment, R^{20} is methyl.

In one embodiment, E^1 is oxygen and G^1 is alkoxyalkoxyalkylcarbonyloxyalkyl. In one particular embodiment, G^1 is of the formula $-(CH_2)-O-(C=O)-(CH_2)_j-O-(CH_2)_k-O-R^{21}$, wherein j and k are each 1-5, and R^{21} is alkyl. In one embodiment, j is 1 and k is
35 2. In a further embodiment, R^{21} is methyl.

In yet another embodiment, E^1 is oxygen and G^1 is heterocyclic alkyl.

In a further embodiment, the tetracycline compound is:



and pharmaceutically acceptable salts thereof.

The tetracycline compounds of this invention can be synthesized using the methods described in U.S.S.N. 10/877454, U.S.S.N. 10/740961, U.S. Patent No. 6,846,939, U.S. Patent No. 6,818,635, U.S. Patent No. 6,683,068, and U.S.S.N. 10/337,914, the entire contents of each of which are incorporated herein by reference, and/or by other techniques known to those of ordinary skill in the art.

The term "alkyl" includes saturated aliphatic groups, including straight-chain alkyl groups (e.g., methyl, ethyl, propyl, butyl, pentyl, hexyl, heptyl, octyl, nonyl, decyl, etc.), branched-chain alkyl groups (isopropyl, tert-butyl, isobutyl, etc.), cycloalkyl (alicyclic) groups (cyclopropyl, cyclopentyl, cyclohexyl, cycloheptyl, cyclooctyl), alkyl substituted cycloalkyl groups, and cycloalkyl substituted alkyl groups. The term alkyl further includes alkyl groups, which can further include oxygen, nitrogen, sulfur or phosphorous atoms replacing one or more carbons of the hydrocarbon backbone. In certain embodiments, a straight chain or branched chain alkyl has 6 or fewer carbon atoms in its backbone (e.g., C₁-C₆ for straight chain, C₃-C₆ for branched chain), and more preferably 4 or fewer. Likewise, preferred cycloalkyls have from 3-8 carbon atoms in their ring structure, and more preferably have 5 or 6 carbons in the ring structure. The term C₁-C₆ includes alkyl groups containing 1 to 6 carbon atoms.

Moreover, the term alkyl includes both "unsubstituted alkyls" and "substituted alkyls", the latter of which refers to alkyl moieties having substituents replacing a hydrogen on one or more carbons of the hydrocarbon backbone. Such substituents can include, for example, alkenyl, alkynyl, halogen, hydroxyl, alkylcarbonyloxy, arylcarbonyloxy, alkoxycarbonyloxy, aryloxy carbonyloxy, carboxylate, alkylcarbonyl, arylcarbonyl, alkoxycarbonyl, aminocarbonyl, alkylaminocarbonyl, dialkylaminocarbonyl, alkylthiocarbonyl, alkoxyl, phosphate, phosphonato, phosphinato, cyano, amino (including alkyl amino, dialkylamino, arylamino, diarylamino, and alkylaryl amino), acylamino (including alkylcarbonylamino, arylcarbonylamino, carbamoyl and ureido), amidino, imino, sulfhydryl, alkylthio, arylthio, thiocarboxylate, sulfates, alkylsulfinyl, sulfonato, sulfamoyl, sulfonamido, nitro, trifluoromethyl, cyano, azido, heterocyclyl, alkylaryl, or an aromatic or heteroaromatic moiety. Cycloalkyls can be further substituted, e.g., with the substituents described above. An "alkylaryl" or an "arylalkyl" moiety is an alkyl substituted with an aryl (e.g., phenylmethyl (benzyl)). The term "alkyl" also includes the side chains of natural and unnatural amino acids.

The term "aryl" includes groups, including 5- and 6-membered single-ring aromatic groups that may include from zero to four heteroatoms, for example, benzene, phenyl, pyrrole, furan, thiophene, thiazole, isothiazole, imidazole, triazole, tetrazole, pyrazole, oxazole, isooxazole, pyridine, pyrazine, pyridazine, and pyrimidine, and the like. Furthermore, the term "aryl" includes multicyclic aryl groups, e.g., tricyclic, bicyclic, e.g., naphthalene, benzoxazole, benzodioxazole, benzothiazole,

benzimidazole, benzothiophene, methylenedioxyphenyl, quinoline, isoquinoline, naphthridine, indole, benzofuran, purine, benzofuran, deazapurine, or indolizine. Those aryl groups having heteroatoms in the ring structure may also be referred to as "aryl heterocycles", "heterocycles," "heteroaryls" or "heteroaromatics". The aromatic ring can be substituted at one or more ring positions with such substituents as described above, as for example, halogen, hydroxyl, alkoxy, alkylcarbonyloxy, arylcarbonyloxy, alkoxy carbonyloxy, aryloxy carbonyloxy, carboxylate, alkylcarbonyl, alkylaminoacarbonyl, arylalkyl aminocarbonyl, alkenylaminocarbonyl, alkylcarbonyl, arylcarbonyl, arylalkylcarbonyl, alkenylcarbonyl, alkoxy carbonyl, aminocarbonyl, alkylthiocarbonyl, phosphate, phosphonato, phosphinato, cyano, amino (including alkyl amino, dialkylamino, arylamino, diarylamino, and alkylaryl amino), acylamino (including alkylcarbonylamino, arylcarbonylamino, carbamoyl and ureido), amidino, imino, sulfhydryl, alkylthio, arylthio, thiocarboxylate, sulfates, alkylsulfinyl, sulfonato, sulfamoyl, sulfonamido, nitro, trifluoromethyl, cyano, azido, heterocyclyl, alkylaryl, or an aromatic or heteroaromatic moiety. Aryl groups can also be fused or bridged with alicyclic or heterocyclic rings which are not aromatic so as to form a polycycle (e.g., tetralin).

The term "alkenyl" includes unsaturated aliphatic groups analogous in length and possible substitution to the alkyls described above, but that contain at least one double bond.

For example, the term "alkenyl" includes straight-chain alkenyl groups (e.g., ethylenyl, propenyl, butenyl, pentenyl, hexenyl, heptenyl, octenyl, nonenyl, decenyl, etc.), branched-chain alkenyl groups, cycloalkenyl (alicyclic) groups (cyclopropenyl, cyclopentenyl, cyclohexenyl, cycloheptenyl, cyclooctenyl), alkyl or alkenyl substituted cycloalkenyl groups, and cycloalkyl or cycloalkenyl substituted alkenyl groups. The term alkenyl further includes alkenyl groups which include oxygen, nitrogen, sulfur or phosphorous atoms replacing one or more carbons of the hydrocarbon backbone. In certain embodiments, a straight chain or branched chain alkenyl group has 6 or fewer carbon atoms in its backbone (e.g., C₂-C₆ for straight chain, C₃-C₆ for branched chain). Likewise, cycloalkenyl groups may have from 3-8 carbon atoms in their ring structure, and more preferably have 5 or 6 carbons in the ring structure. The term C₂-C₆ includes alkenyl groups containing 2 to 6 carbon atoms.

Moreover, the term alkenyl includes both "unsubstituted alkenyls" and "substituted alkenyls", the latter of which refers to alkenyl moieties having substituents replacing a hydrogen on one or more carbons of the hydrocarbon backbone. Such substituents can include, for example, alkyl groups, alkynyl groups, halogens, hydroxyl, alkylcarbonyloxy, arylcarbonyloxy, alkoxy carbonyloxy, aryloxy carbonyloxy, carboxylate, alkylcarbonyl, arylcarbonyl, alkoxy carbonyl, aminocarbonyl,

alkylaminocarbonyl, dialkylaminocarbonyl, alkylthiocarbonyl, alkoxyl, phosphate, phosphonato, phosphinato, cyano, amino (including alkyl amino, dialkylamino, arylamino, diarylamino, and alkylarylamino), acylamino (including alkylcarbonylamino, arylcarbonylamino, carbamoyl and ureido), amidino, imino, sulfhydryl, alkylthio, 5 arylthio, thiocarboxylate, sulfates, alkylsulfinyl, sulfonato, sulfamoyl, sulfonamido, nitro, trifluoromethyl, cyano, azido, heterocyclyl, alkylaryl, or an aromatic or heteroaromatic moiety.

The term "alkynyl" includes unsaturated aliphatic groups analogous in length and possible substitution to the alkyls described above, but which contain at least one triple 10 bond.

For example, the term "alkynyl" includes straight-chain alkynyl groups (e.g., ethynyl, propynyl, butynyl, pentynyl, hexynyl, heptynyl, octynyl, nonynyl, decynyl, etc.), branched-chain alkynyl groups, and cycloalkyl or cycloalkenyl substituted alkynyl groups. The term alkynyl further includes alkynyl groups which include oxygen, 15 nitrogen, sulfur or phosphorous atoms replacing one or more carbons of the hydrocarbon backbone. In certain embodiments, a straight chain or branched chain alkynyl group has 6 or fewer carbon atoms in its backbone (e.g., C₂-C₆ for straight chain, C₃-C₆ for branched chain). The term C₂-C₆ includes alkynyl groups containing 2 to 6 carbon atoms.

Moreover, the term alkynyl includes both "unsubstituted alkynyls" and 20 "substituted alkynyls", the latter of which refers to alkynyl moieties having substituents replacing a hydrogen on one or more carbons of the hydrocarbon backbone. Such substituents can include, for example, alkyl groups, alkynyl groups, halogens, hydroxyl, alkylcarbonyloxy, arylcarbonyloxy, alkoxycarbonyloxy, aryloxy carbonyloxy, 25 carboxylate, alkylcarbonyl, arylcarbonyl, alkoxycarbonyl, aminocarbonyl, alkylaminocarbonyl, dialkylaminocarbonyl, alkylthiocarbonyl, alkoxyl, phosphate, phosphonato, phosphinato, cyano, amino (including alkyl amino, dialkylamino, arylamino, diarylamino, and alkylarylamino), acylamino (including alkylcarbonylamino, arylcarbonylamino, carbamoyl and ureido), amidino, imino, sulfhydryl, alkylthio, 30 arylthio, thiocarboxylate, sulfates, alkylsulfinyl, sulfonato, sulfamoyl, sulfonamido, nitro, trifluoromethyl, cyano, azido, heterocyclyl, alkylaryl, or an aromatic or heteroaromatic moiety.

Unless the number of carbons is otherwise specified, "lower alkyl" as used herein means an alkyl group, as defined above, but having from one to five carbon atoms in its 35 backbone structure. "Lower alkenyl" and "lower alkynyl" have chain lengths of, for example, 2-5 carbon atoms.

The term "acyl" includes compounds and moieties which contain the acyl radical (CH₃CO-) or a carbonyl group. It includes substituted acyl moieties. The term

“substituted acyl” includes acyl groups where one or more of the hydrogen atoms are replaced by for example, alkyl groups, alkynyl groups, halogens, hydroxyl, alkylcarbonyloxy, arylcarbonyloxy, alkoxycarbonyloxy, aryloxycarbonyloxy, carboxylate, alkylcarbonyl, arylcarbonyl, alkoxycarbonyl, aminocarbonyl, 5 alkylaminocarbonyl, dialkylaminocarbonyl, alkylthiocarbonyl, alkoxyl, phosphate, phosphonato, phosphinato, cyano, amino (including alkyl amino, dialkylamino, arylamino, diarylamino, and alkylarylamino), acylamino (including alkylcarbonylamino, arylcarbonylamino, carbamoyl and ureido), amidino, imino, sulfhydryl, alkylthio, arylthio, thiocarboxylate, sulfates, alkylsulfinyl, sulfonato, sulfamoyl, sulfonamido, 10 nitro, trifluoromethyl, cyano, azido, heterocyclyl, alkylaryl, or an aromatic or heteroaromatic moiety.

The term “acylamino” includes moieties wherein an acyl moiety is bonded to an amino group. For example, the term includes alkylcarbonylamino, arylcarbonylamino, carbamoyl and ureido groups.

15 The term “aroyl” includes compounds and moieties with an aryl or heteroaromatic moiety bound to a carbonyl group. Examples of aroyl groups include phenylcarboxy, naphthyl carboxy, etc.

The terms "alkoxyalkyl", "alkylaminoalkyl" and "thioalkoxyalkyl" include alkyl groups, as described above, which further include oxygen, nitrogen or sulfur atoms replacing one or more carbons of the hydrocarbon backbone, e.g., oxygen, nitrogen or 20 sulfur atoms.

The term “alkoxy” includes substituted and unsubstituted alkyl, alkenyl, and alkynyl groups covalently linked to an oxygen atom. Examples of alkoxy groups include methoxy, ethoxy, isopropoxy, propoxy, butoxy, and pentoxy groups. 25 Examples of substituted alkoxy groups include halogenated alkoxy groups. The alkoxy groups can be substituted with groups such as alkenyl, alkynyl, halogen, hydroxyl, alkylcarbonyloxy, arylcarbonyloxy, alkoxycarbonyloxy, aryloxycarbonyloxy, carboxylate, alkylcarbonyl, arylcarbonyl, alkoxycarbonyl, aminocarbonyl, alkylaminocarbonyl, dialkylaminocarbonyl, alkylthiocarbonyl, alkoxyl, phosphate, 30 phosphonato, phosphinato, cyano, amino (including alkyl amino, dialkylamino, arylamino, diarylamino, and alkylarylamino), acylamino (including alkylcarbonylamino, arylcarbonylamino, carbamoyl and ureido), amidino, imino, sulfhydryl, alkylthio, arylthio, thiocarboxylate, sulfates, alkylsulfinyl, sulfonato, sulfamoyl, sulfonamido, nitro, trifluoromethyl, cyano, azido, heterocyclyl, alkylaryl, or an aromatic or 35 heteroaromatic moieties. Examples of halogen substituted alkoxy groups include, but are not limited to, fluoromethoxy, difluoromethoxy, trifluoromethoxy, chloromethoxy, dichloromethoxy, trichloromethoxy, etc.

The term "amine" or "amino" includes compounds where a nitrogen atom is covalently bonded to at least one carbon or heteroatom. The term includes "alkyl amino" which comprises groups and compounds wherein the nitrogen is bound to at least one additional alkyl group. The term "dialkyl amino" includes groups wherein the nitrogen atom is bound to at least two additional alkyl groups. The term "arylamino" and "diarylamino" include groups wherein the nitrogen is bound to at least one or two aryl groups, respectively. The term "alkylarylamino," "alkylaminoaryl" or "arylaminoalkyl" refers to an amino group which is bound to at least one alkyl group and at least one aryl group. The term "alkaminoalkyl" refers to an alkyl, alkenyl, or alkynyl group bound to a nitrogen atom which is also bound to an alkyl group.

The term "amide," "amido" or "aminocarbonyl" includes compounds or moieties which contain a nitrogen atom which is bound to the carbon of a carbonyl or a thiocarbonyl group. The term includes "alkaminocarbonyl" or "alkylaminocarbonyl" groups which include alkyl, alkenyl, aryl or alkynyl groups bound to an amino group bound to a carbonyl group. It includes arylaminocarbonyl and arylcarbonylamino groups which include aryl or heteroaryl moieties bound to an amino group which is bound to the carbon of a carbonyl or thiocarbonyl group. The terms "alkylaminocarbonyl," "alkenylaminocarbonyl," "alkynylaminocarbonyl," "arylamino carbonyl," "alkylcarbonylamino," "alkenylcarbonylamino," "alkynylcarbonylamino," and "arylcabonylamino" are included in term "amide." Amides also include urea groups (aminocarbonylamino) and carbamates (oxycarbonylamino).

The term "carbonyl" or "carboxy" includes compounds and moieties which contain a carbon connected with a double bond to an oxygen atom. The carbonyl can be further substituted with any moiety which allows the compounds of the invention to perform its intended function. For example, carbonyl moieties may be substituted with alkyls, alkenyls, alkynyls, aryls, alkoxy, aminos, etc. Examples of moieties which contain a carbonyl include aldehydes, ketones, carboxylic acids, amides, esters, anhydrides, etc.

The term "thiocarbonyl" or "thiocarboxy" includes compounds and moieties which contain a carbon connected with a double bond to a sulfur atom.

The term "ether" includes compounds or moieties which contain an oxygen bonded to two different carbon atoms or heteroatoms. For example, the term includes "alkoxyalkyl" which refers to an alkyl, alkenyl, or alkynyl group covalently bonded to an oxygen atom which is covalently bonded to another alkyl group.

The term "ester" includes compounds and moieties which contain a carbon or a heteroatom bound to an oxygen atom which is bonded to the carbon of a carbonyl group. The term "ester" includes alkoxycarboxy groups such as methoxycarbonyl,

ethoxycarbonyl, propoxycarbonyl, butoxycarbonyl, pentoxycarbonyl, etc. The alkyl, alkenyl, or alkynyl groups are as defined above.

The term "thioether" includes compounds and moieties which contain a sulfur atom bonded to two different carbon or hetero atoms. Examples of thioethers include, but are not limited to alkthioalkyls, alkthioalkenyls, and alkthioalkynyls. The term "alkthioalkyls" include compounds with an alkyl, alkenyl, or alkynyl group bonded to a sulfur atom which is bonded to an alkyl group. Similarly, the term "alkthioalkenyls" and alkthioalkynyls" refer to compounds or moieties wherein an alkyl, alkenyl, or alkynyl group is bonded to a sulfur atom which is covalently bonded to an alkynyl group.

The term "hydroxy" or "hydroxyl" includes groups with an -OH or -O[•].

The term "halogen" includes fluorine, bromine, chlorine, iodine, etc. The term "perhalogenated" generally refers to a moiety wherein all hydrogens are replaced by halogen atoms.

The terms "polycyclyl" or "polycyclic radical" refer to two or more cyclic rings (e.g., cycloalkyls, cycloalkenyls, cycloalkynyls, aryls and/or heterocyclyls) in which two or more carbons are common to two adjoining rings, e.g., the rings are "fused rings". Rings that are joined through non-adjacent atoms are termed "bridged" rings. Each of the rings of the polycycle can be substituted with such substituents as described above, as for example, halogen, hydroxyl, alkylcarbonyloxy, arylcarbonyloxy, alkoxycarbonyloxy, aryloxycarbonyloxy, carboxylate, alkylcarbonyl, alkoxycarbonyl, alkylaminoacarbonyl, arylalkylaminocarbonyl, alkenylaminocarbonyl, alkylcarbonyl, arylcarbonyl, arylalkyl carbonyl, alkenylcarbonyl, aminocarbonyl, alkylthiocarbonyl, alkoxyl, phosphate, phosphonato, phosphinato, cyano, amido, amino (including alkyl amino, dialkylamino, arylamino, diarylamino, and alkylaryl amino), acylamino (including alkylcarbonylamino, arylcarbonylamino, carbamoyl and ureido), amidino, imino, sulfhydryl, alkylthio, arylthio, thiocarboxylate, sulfates, alkylsulfinyl, sulfonato, sulfamoyl, sulfonamido, nitro, trifluoromethyl, cyano, azido, heterocyclyl, alkyl, alkylaryl, or an aromatic or heteroaromatic moiety.

The term "heteroatom" includes atoms of any element other than carbon or hydrogen. Preferred heteroatoms are nitrogen, oxygen, sulfur and phosphorus.

The term "prodrug moiety" includes moieties which can be metabolized *in vivo* to a hydroxyl group and moieties which may advantageously remain esterified *in vivo*. Preferably, the prodrugs moieties are metabolized *in vivo* by esterases or by other mechanisms to hydroxyl groups or other advantageous groups. Examples of prodrugs and their uses are well known in the art (See, e.g., Berge et al. (1977) "Pharmaceutical Salts", *J. Pharm. Sci.* 66:1-19). The prodrugs can be prepared *in situ* during the final isolation and purification of the compounds, or by separately reacting the purified

compound in its free acid form or hydroxyl with a suitable esterifying agent. Hydroxyl groups can be converted into esters *via* treatment with a carboxylic acid. Examples of prodrug moieties include substituted and unsubstituted, branch or unbranched lower alkyl ester moieties, (e.g., propionic acid esters), lower alkenyl esters, di-lower alkyl-
5 amino lower-alkyl esters (e.g., dimethylaminoethyl ester), acylamino lower alkyl esters (e.g., acetyloxymethyl ester), acyloxy lower alkyl esters (e.g., pivaloyloxymethyl ester), aryl esters (phenyl ester), aryl-lower alkyl esters (e.g., benzyl ester), substituted (e.g., with methyl, halo, or methoxy substituents) aryl and aryl-lower alkyl esters, amides, lower-alkyl amides, di-lower alkyl amides, and hydroxy amides. Preferred prodrug
10 moieties are propionic acid esters and acyl esters.

It will be noted that the structure of some of the tetracycline compounds of this invention includes asymmetric carbon atoms. It is to be understood accordingly that the isomers arising from such asymmetry (e.g., all enantiomers and diastereomers) are included within the scope of this invention, unless indicated otherwise. Such isomers
15 can be obtained in substantially pure form by classical separation techniques and by stereochemically controlled synthesis. Furthermore, the structures and other compounds and moieties discussed in this application also include all tautomers thereof.

In a further embodiment, the invention pertains to a kit comprising a tetracycline compound and instructions for administering a therapeutically effective amount of the tetracycline compound in combination with a bioavailability enhancing agent to the
20 intestinal tract of a subject.

In another embodiment, the invention pertains to pharmaceutical composition comprising a therapeutically effective amount of a tetracycline compound in combination with a bioavailability enhancing agent and a pharmaceutically acceptable
25 carrier for administration of said tetracycline compound to the intestinal tract. The bioavailability enhancing agent and the tetracycline compound may be administered concurrently in separate or in the same pharmaceutical composition.

The language "effective amount" of the tetracycline compound is that amount necessary or sufficient to treat a subject. The effective amount can vary depending on
30 such factors as the size and weight of the subject, the type of illness, or the particular tetracycline compound. For example, the choice of the tetracycline compound can affect what constitutes an "effective amount". One of ordinary skill in the art would be able to study the aforementioned factors and make the determination regarding the effective amount of the tetracycline compound without undue experimentation.

The language "pharmaceutically acceptable carrier" includes substances capable
35 of being coadministered with the tetracycline compound(s), and which allow both to perform their intended function. Suitable pharmaceutically acceptable carriers include but are not limited to water, salt solutions, alcohol, vegetable oils, polyethylene glycols,

gelatin, lactose, amylose, magnesium stearate, talc, silicic acid, viscous paraffin, perfume oil, fatty acid monoglycerides and diglycerides, petroethral fatty acid esters, hydroxymethyl-cellulose, polyvinylpyrrolidone, etc. The pharmaceutical preparations can be sterilized and if desired mixed with auxiliary agents, e.g., lubricants,

5 preservatives, stabilizers, wetting agents, emulsifiers, salts for influencing osmotic pressure, buffers, colorings, flavorings and/or aromatic substances and the like which do not deleteriously react with the active compounds of the invention.

The tetracycline compounds of the invention that are basic in nature are capable of forming a wide variety of salts with various inorganic and organic acids. The acids
10 that may be used to prepare pharmaceutically acceptable acid addition salts of the tetracycline compounds of the invention that are basic in nature are those that form non-toxic acid addition salts, i.e., salts containing pharmaceutically acceptable anions, such as the hydrochloride, hydrobromide, hydroiodide, nitrate, sulfate, bisulfate, phosphate, acid phosphate, isonicotinate, acetate, lactate, salicylate, citrate, acid citrate, tartrate,
15 pantothenate, bitartrate, ascorbate, succinate, maleate, gentisinate, fumarate, gluconate, glucaronate, saccharate, formate, benzoate, glutamate, methanesulfonate, ethanesulfonate, benzenesulfonate, p-toluenesulfonate and palmoate [i.e., 1,1'-methylene-bis-(2-hydroxy-3-naphthoate)] salts. Although such salts must be pharmaceutically acceptable for administration to a subject, e.g., a mammal, it is often
20 desirable in practice to initially isolate a tetracycline compound of the invention from the reaction mixture as a pharmaceutically unacceptable salt and then simply convert the latter back to the free base compound by treatment with an alkaline reagent and subsequently convert the latter free base to a pharmaceutically acceptable acid addition salt. The acid addition salts of the base compounds of this invention are readily
25 prepared by treating the base compound with a substantially equivalent amount of the chosen mineral or organic acid in an aqueous solvent medium or in a suitable organic solvent, such as methanol or ethanol. Upon careful evaporation of the solvent, the desired solid salt is readily obtained. The preparation of other tetracycline compounds of the invention not specifically described in the foregoing experimental section can be
30 accomplished using combinations of the reactions described above that will be apparent to those skilled in the art.

The tetracycline compounds of the invention that are acidic in nature are capable of forming a wide variety of base salts. The chemical bases that may be used as reagents to prepare pharmaceutically acceptable base salts of those tetracycline compounds of the
35 invention that are acidic in nature are those that form non-toxic base salts with such compounds. Such non-toxic base salts include, but are not limited to those derived from such pharmaceutically acceptable cations such as alkali metal cations (e.g., potassium and sodium) and alkaline earth metal cations (e.g., calcium and magnesium), ammonium

or water-soluble amine addition salts such as N-methylglucamine-(meglumine), and the lower alkanolammonium and other base salts of pharmaceutically acceptable organic amines. The pharmaceutically acceptable base addition salts of tetracycline compounds of the invention that are acidic in nature may be formed with pharmaceutically acceptable cations by conventional methods. Thus, these salts may be readily prepared by treating the tetracycline compound of the invention with an aqueous solution of the desired pharmaceutically acceptable cation and evaporating the resulting solution to dryness, preferably under reduced pressure. Alternatively, a lower alkyl alcohol solution of the tetracycline compound of the invention may be mixed with an alkoxide of the desired metal and the solution subsequently evaporated to dryness.

The tetracycline compounds of the invention and pharmaceutically acceptable salts thereof can be administered orally. In general, these compounds are most desirably administered in effective dosages, depending upon the weight and condition of the subject being treated and the particular route of administration chosen. Variations may occur depending upon the species of the subject being treated and its individual response to said medicament, as well as on the type of pharmaceutical formulation chosen and the time period and interval at which such administration is carried out.

The tetracycline compounds of the invention may be administered alone or in combination with pharmaceutically acceptable carriers or diluents by any of the routes previously mentioned, and the administration may be carried out in single or multiple doses. For example, the novel therapeutic agents of this invention can be administered advantageously in a wide variety of different dosage forms, i.e., they may be combined with various pharmaceutically acceptable inert carriers in the form of tablets, capsules, aqueous suspensions, injectable solutions and the like. Such carriers include solid diluents or fillers, sterile aqueous media and various non-toxic organic solvents, etc. Moreover, oral pharmaceutical compositions can be suitably sweetened and/or flavored. In general, the therapeutically-effective compounds of this invention are present in such dosage forms at concentration levels ranging from about 5.0% to about 70% by weight.

For oral administration, tablets containing various excipients such as microcrystalline cellulose, sodium citrate, calcium carbonate, dicalcium phosphate and glycine may be employed along with various disintegrants such as starch (and preferably corn, potato or tapioca starch), alginic acid and certain complex silicates, together with granulation binders like polyvinylpyrrolidone, sucrose, gelatin and acacia. Additionally, lubricating agents such as magnesium stearate, sodium lauryl sulfate and talc are often very useful for tableting purposes. Solid compositions of a similar type may also be employed as fillers in gelatin capsules; preferred materials in this connection also include lactose or milk sugar as well as high molecular weight polyethylene glycols.

The compositions of the invention may be formulated such that the tetracycline compositions are released over a period of time after administration.

For enteral application, particularly suitable are tablets, dragees or capsules having talc and/or carbohydrate carrier binder or the like, the carrier preferably being
5 lactose and/or corn starch and/or potato starch. Sustained release compositions can be formulated including those wherein the active component is protected with differentially degradable coatings, e.g., by microencapsulation, multiple coatings, etc.

Enteric coatings (which generally do not substantially dissolve in solutions with a pH lower than about 5.5) may delay release of the tetracycline compound until
10 delivery to the intestinal tract. Examples of enteric coatings include, but are not limited to, coatings made from methacrylic acid copolymers, cellulose acetate (and its succinate and phthalate versions), styrol maleic acid copolymers, polymethacrylic acid/acrylic acid copolymer, hydroxypropyl methyl cellulose phthalate, polyvinyl acetate phthalate, hydroxyethyl ethyl cellulose phthalate, hydroxypropyl methyl cellulose acetate
15 succinate, cellulose acetate tetrahydrophthalate, acrylic resin, timellitate, and shellac, and combinations thereof.

In addition to treatment of human subjects, the therapeutic methods of the invention also will have significant veterinary applications, e.g. for treatment of livestock such as cattle, sheep, goats, cows, swine and the like; poultry such as chickens,
20 ducks, geese, turkeys and the like; horses; and pets such as dogs and cats.

It will be appreciated that the actual preferred amounts of active compounds used in a given therapy will vary according to the specific compound being used, the particular compositions formulated, the mode of application, the particular site of administration, etc. Optimal administration rates for a given protocol of administration
25 can be readily ascertained by those skilled in the art using conventional dosage determination tests conducted with regard to the foregoing guidelines.

In general, compounds of the invention for treatment can be administered to a subject in dosages used in prior tetracycline therapies. See, for example, the *Physicians' Desk Reference*. For example, a suitable effective dose of one or more compounds of
30 the invention will be in the range of from 0.01 to 100 milligrams per kilogram of body weight of recipient per day, preferably in the range of from 0.1 to 50 milligrams per kilogram body weight of recipient per day, more preferably in the range of 1 to 20 milligrams per kilogram body weight of recipient per day. The desired dose is suitably administered once daily, or several sub-doses, e.g. 2 to 5 sub-doses, are administered at
35 appropriate intervals through the day, or other appropriate schedule.

It will also be understood that normal, conventionally known precautions will be taken regarding the administration of tetracyclines generally to ensure their efficacy under normal use circumstances. Especially when employed for therapeutic treatment of

humans and animals *in vivo*, the practitioner should take all sensible precautions to avoid conventionally known contradictions and toxic effects. Thus, the conventionally recognized adverse reactions of gastrointestinal distress and inflammations, the renal toxicity, hypersensitivity reactions, changes in blood, and impairment of absorption through aluminum, calcium, and magnesium ions should be duly considered in the conventional manner.

Exemplification of the Invention:

Example 1: Bioavailability of 9-[(2,2, Dimethyl-propyl amino)-methyl]-Minocycline Following Intravenous Administration in Rats

The bioavailability of 9-[(2,2, dimethyl-propyl amino)-methyl]-minocycline following intravenous administration in rats was studied. The freebase ("FB") and the HCl salt ("HCl salt") of 9-[(2,2, dimethyl-propyl amino)-methyl]-minocycline were used. All formulations were prepared fresh on the day of the experiment. Samples for pharmacokinetic analysis were collected from a cannula within the carotid artery of the rats. Intravenous doses of (1 mg/kg) were administered to rats through cannulas in either the jugular or portal veins. The results of this studied are summarized in Table 2.

Table 2. PK parameters following intravenous administration of 9-[(2,2, dimethyl-propyl amino)-methyl]-minocycline in rats.

Formulation	Route of admin.	Fed state	AUC (ug*hr/mL)
FB	Jugular vein	Fasted	0.57 (0.50;0.63)
HCl salt	Jugular vein	Fed	0.46±0.04
HCl salt	Jugular vein	Fasted	0.59 (0.45;0.73)
HCl salt	Portal vein	Fasted	0.59 (0.52;0.66)

It was found that there were no significant differences in pharmacokinetic parameters after IV administration of the freebase (FB) or the HCl salt in fasted animals. However, tendency for higher clearance (~22%) was observed in a fed group. The total exposure (e.g., the area under the curve (AUC)) and clearance after administration of the HCL salt into the portal vein was equal to its exposure and clearance after administration into the jugular vein in fasted animals. It was determined that there were no significant effects of first pass hepatic elimination on pharmacokinetics of PTK after IV dosing.

Example 2: Bioavailability of 9-[(2,2, Dimethyl-propyl amino)-methyl]-Minocycline Following Oral Administration in Rats

Solutions of 9-[(2,2, dimethyl-propyl amino)-methyl]-minocycline freebase (5 mg/kg [2 ml/kg]) were administered by oral gavage. The solutions were composed of 9-

[(2,2, dimethyl-propyl amino)-methyl]-minocycline alone or in combination with bioavailability enhancing agents to assess their effect on oral bioavailability.

Table 3: Pharmacokinetic parameters of 9-[(2,2, dimethyl-propyl amino)-methyl]-minocycline following dosing via oral gavage.

Formulation	AUC (hr*ug/mL)	%F ^a
FB, Polysorbate 80 (TWEEN-80) 10%	0.47	16.6 (17.8; 15.3)
FB, Octanol	0.26	9.3 (3.1; 15.4)
FB, Octanol:oil (1:9)	0.15±0.10	5.3±3.5
FB, Ethanol: oil (1:9)	0.20±0.17	7.1±6.2
FB	0.33±0.12	11.7±4.1
FB, PTK-FB, NaBisulfite	0.33±0.12	11.7±4.3
FB, CaCl ₂	0.24±0.06	8.5±2.0

The oral bioavailability (%F) for the various solutions is shown in Table 3. The %F was calculated using the IV data presented in Example 1 and the equation: %F=Oral AUC/IV AUC.

Example 3: Site of Absorption Effects of 9-[(2,2, Dimethyl-propyl amino)-methyl]-Minocycline in Rats

In order to measure the effect of delivering 9-[(2,2, dimethyl-propyl amino)-methyl]-minocycline directly into the duodenum, rats bearing duodenal cannulas were administered 9-[(2,2, dimethyl-propyl amino)-methyl]-minocycline freebase alone or in combination with bioavailability enhancing agents to assess their effects on bioavailability.

Table 4: PK parameters of 9-[(2,2, dimethyl-propyl amino)-methyl]-minocycline following intra-duodenal administration.

Formulation	AUC (ug*hr/mL)	%F
FB	0.44±0.15	15.4±5.2
FB, 10% Polysorbate 80 (TWEEN 80)	0.79 (0.76; 0.82)	28 (27; 29)
FB, 20% Polysorbate 80 (TWEEN 80)	1.21±0.18	42.7±6.5
FB, NaBis, Lubricant	1.12 (1.18; 1.06)	39.6 (41.6; 37.3)
FB, 0.5 mM EDTA	0.89±0.30	31.4±10.7
FB, 0.5 mM EDTA, 10% Polysorbate 80 (TWEEN 80)	1.47 (1.79; 1.16)	52.1 (63.3; 40.9)

This study shows that there is a significant increase in AUC, when the freebase is administered directly to the rats' duodenum. It was also found that polysorbate 80 (TWEEN-80) had a positive effect on bioavailability (%F). Based on AUC, 10% and 20% polysorbate 80 (TWEEN-80) resulted in a 2-fold and 3-fold greater exposure, respectively. The increase in bioavailability was linearly related to the concentration of polysorbate 80 (TWEEN-80). It was also noted that 0.5 M of EDTA had a significant

(2-fold) impact on bioavailability of the compound. The addition of both 0.5 M of EDTA and 10% polysorbate 80 (TWEEN-80) had a synergistic effect. Individually, each additive increased bioavailability by ~ 2-fold whereas both agents together had a greater than 3-fold effect. In addition, sodium bisulfite (an antioxidant) and colloidal silicon dioxide (AEROSIL) (a lubricant) also lead to a 2-fold increase in bioavailability.

Example 4: Effects of Permeability Enhancers on the Bioavailability of 9-[(2,2, Dimethyl-propyl amino)-methyl]-Minocycline

As a control, a solution of 9-[(2,2, dimethyl-propyl amino)-methyl]-minocycline freebase ("freebase") was prepared using sterile water and the final pH was adjusted to ~5. To prepare the sodium caprate (sodium decanoate, a compound that increases paracellular permeability) containing solution, the freebase was first dissolved in sterile water and sodium caprate was then added to a final concentration of 13 mM. The resulting solution was administered to rats via oral gavage without pH adjustment. The solution of freebase containing 1.5% chitosan was then prepared by first dissolving the freebase in sterile water and then adjusting the pH of this solution (pH ~8.1) to a final pH ~5 using 1N HCl. Chitosan was then added to a final concentration of 1.5% and the resulting solution was administered to rats via oral gavage as a slurry.

Table 5. Effects of permeability enhancers on the bioavailability of 9-[(2,2, dimethyl-propyl amino)-methyl]-minocycline administered by oral gavage.

Formulation	AUC (ug*hr/mL)	%F
FB (pH 8.1)	0.33±0.12	11.7±4.1
FB (pH 5)	0.42±0.11	14.7±3.8
FB, sodium caprate	0.44 (0.37;0.51)	15.5 (13.1;17.9)
FB, chitosan	0.47±0.25	16.6±8.9

It was found that the permeability enhancers sodium caprate and chitosan did not show a statistically significant effect on bioavailability.

EQUIVALENTS

Those skilled in the art will recognize, or be able to ascertain using no more than routine experimentation, numerous equivalents to the specific procedures described herein. Such equivalents are considered to be within the scope of the present invention and are covered by the following claims. The contents of all references, patents, and patent applications cited throughout this application are hereby incorporated by reference. The appropriate components, processes, and methods of those patents, applications and other documents may be selected for the present invention and embodiments thereof.

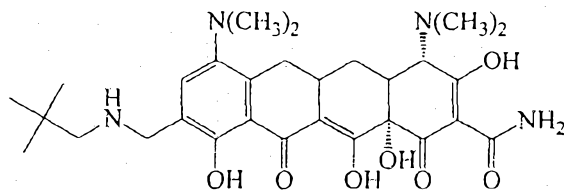
The term “comprise” and variants of the term such as “comprises” or “comprising” are used herein to denote the inclusion of a stated integer or stated integers but not to exclude any other integer or any other integers, unless in the context or usage an exclusive interpretation of the term is required.

Any reference to publications cited in this specification is not an admission that the disclosures constitute common general knowledge in Australia.

+61 7 3229 3384

CLAIMS

1. A method for increasing oral bioavailability of a tetracycline compound in a subject, comprising administering said tetracycline compound to said subject in combination with a bioavailability enhancing agent such that said tetracycline compound is released in the intestinal tract, wherein said tetracycline compound is:



or a pharmaceutically acceptable salt thereof, and

wherein said bioavailability enhancing agent is polysorbate 80 (TWEEN-80), ethylenediaminetetraacetic acid (EDTA) or a combination thereof, or a combination of sodium bisulfite and silicon dioxide.

2. A pharmaceutical composition when used in the method of claim 1, wherein said composition comprises a therapeutically effective amount of the tetracycline compound as defined in claim 1 in combination with the bioavailability enhancing agent of claim 1 and a pharmaceutically acceptable carrier for administration of said tetracycline compound to the intestinal tract.

3. The pharmaceutical composition of claim 2, wherein said tetracycline compound and said bioavailability enhancing agent are formulated for separate administration.

4. The pharmaceutical composition of claim 2, wherein said tetracycline compound and said bioavailability enhancing agent are formulated for concurrent administration.

5. A kit when used in the method of claim 1, wherein said kit comprises the tetracycline compound as defined in claim 1 and instructions for administering a therapeutically effective amount of said tetracycline compound in combination with the bioavailability enhancing agent of claim 1 to the intestinal tract of a subject.

Date: 14 January 2012