



US00D722867S

(12) **United States Design Patent**
Papafagos et al.

(10) **Patent No.:** **US D722,867 S**

(45) **Date of Patent:** **** Feb. 24, 2015**

- (54) **THREE HOLE CLAMP**
- (71) Applicant: **Tectran Mfg. Inc.**, Cheektowaga, NY (US)
- (72) Inventors: **James C. Papafagos**, North Java, NY (US); **David J. Levan**, North Collins, NY (US)
- (73) Assignee: **Tectran Mfg. Inc.**, Cheektowaga, NY (US)
- (**) Term: **14 Years**
- (21) Appl. No.: **29/493,327**
- (22) Filed: **Jun. 9, 2014**
- (51) **LOC (10) Cl.** **08-08**
- (52) **U.S. Cl.**
USPC **D8/396**
- (58) **Field of Classification Search**
USPC D8/396; D23/265; 24/274 R, 279, 276; 285/252, 253, 410, 364, 407
See application file for complete search history.

D375,890 S *	11/1996	Takai	D8/380
5,653,411 A *	8/1997	Picco et al.	248/74.1
5,669,590 A *	9/1997	Przewodek	248/68.1
5,703,330 A *	12/1997	Kujawski	174/72 A
D421,318 S *	2/2000	O'Brien et al.	D26/138
6,109,569 A *	8/2000	Sakaida	248/75
6,405,414 B1 *	6/2002	Byrnes et al.	24/339
6,408,492 B1 *	6/2002	Sparks et al.	24/336
D459,977 S *	7/2002	Byrnes et al.	D8/357
6,783,101 B2 *	8/2004	Knotts	248/68.1
6,915,870 B2 *	7/2005	Sugiyama et al.	180/69.4
6,926,237 B2 *	8/2005	Shereyk et al.	248/71
7,185,770 B1 *	3/2007	Roten	211/70.6
H2203 H *	10/2007	Borchardt et al.	D8/396
D568,254 S *	5/2008	Patchett et al.	D13/155
7,500,644 B2 *	3/2009	Naudet et al.	248/68.1
D639,145 S *	6/2011	Hoek	D8/356
D639,146 S *	6/2011	Hoek	D8/356
8,177,736 B2 *	5/2012	Kopperschmidt	604/6.16
D676,314 S *	2/2013	Cude	D8/396
D695,550 S *	12/2013	Yiannaki	D6/606

* cited by examiner

Primary Examiner — John Windmuller
(74) *Attorney, Agent, or Firm* — Phillips Lytle LLP

(57) **CLAIM**
Applicants claim the ornamental design for a three hole clamp, as shown and described.

(56) **References Cited**

U.S. PATENT DOCUMENTS

D49,673 S *	9/1916	Pleister	D8/396
D190,429 S *	5/1961	Hoagland	D6/552
3,421,187 A *	1/1969	Ryder	403/391
3,521,332 A *	7/1970	Kramer	403/188
3,894,706 A *	7/1975	Mizusawa	248/68.1
4,024,604 A *	5/1977	Klimek et al.	24/16 R
4,148,113 A *	4/1979	Dvorachek	24/16 R
4,244,544 A *	1/1981	Kornat	248/68.1
D269,851 S *	7/1983	Kimura	D8/356
4,550,891 A *	11/1985	Schaty	248/68.1
4,769,876 A *	9/1988	Platt	24/459
5,027,478 A *	7/1991	Suhr	24/16 R
5,209,441 A *	5/1993	Satoh	248/74.2
5,263,671 A *	11/1993	Baum	248/68.1

DESCRIPTION

FIG. 1 is a perspective view of the three hole clamp showing the new design.
FIG. 2 is a front elevation view thereof.
FIG. 3 is a rear elevation view thereof.
FIG. 4 is a left side elevation view thereof.
FIG. 5 is a right side elevation view thereof.
FIG. 6 is a top plan view thereof; and,
FIG. 7 is a bottom plan view thereof.
The broken lines in the drawing figures depict portions of the three hole clamp that form no part of the claimed design.

1 Claim, 5 Drawing Sheets

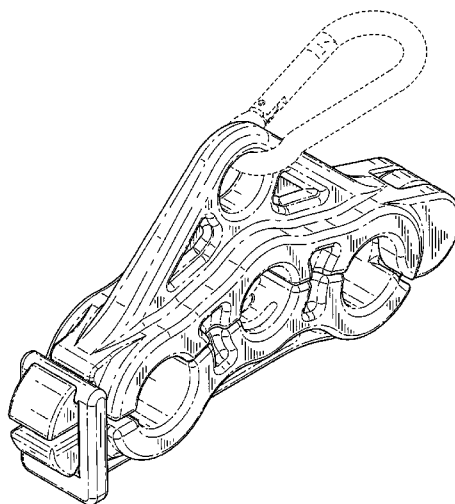


FIG. 1

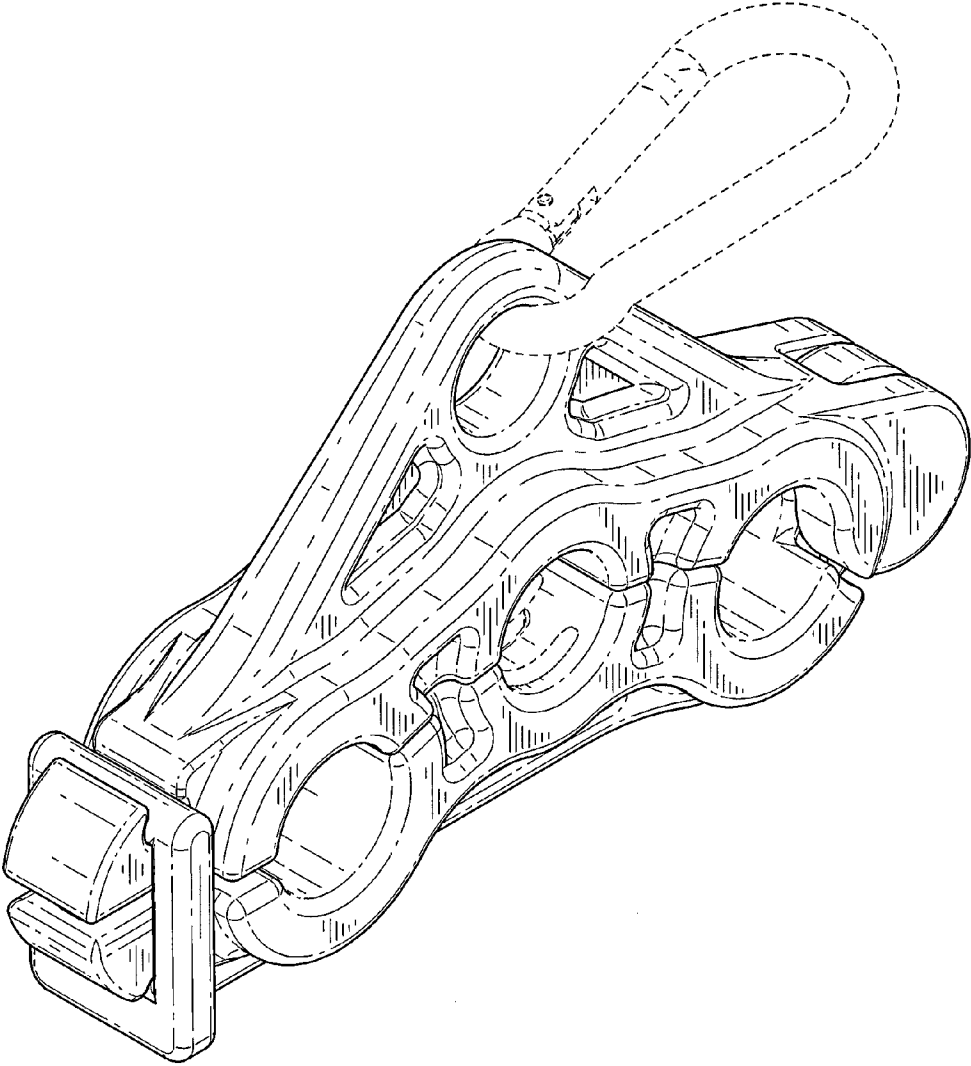


FIG. 2

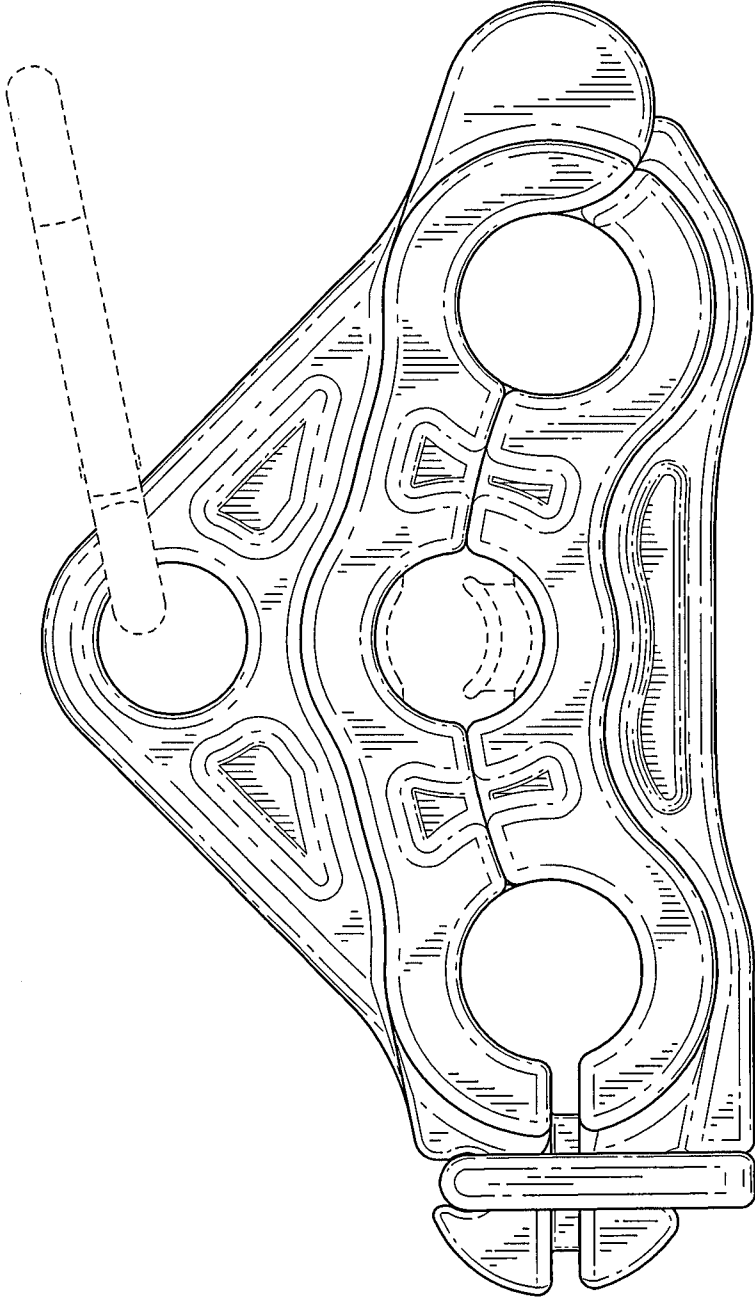


FIG. 3

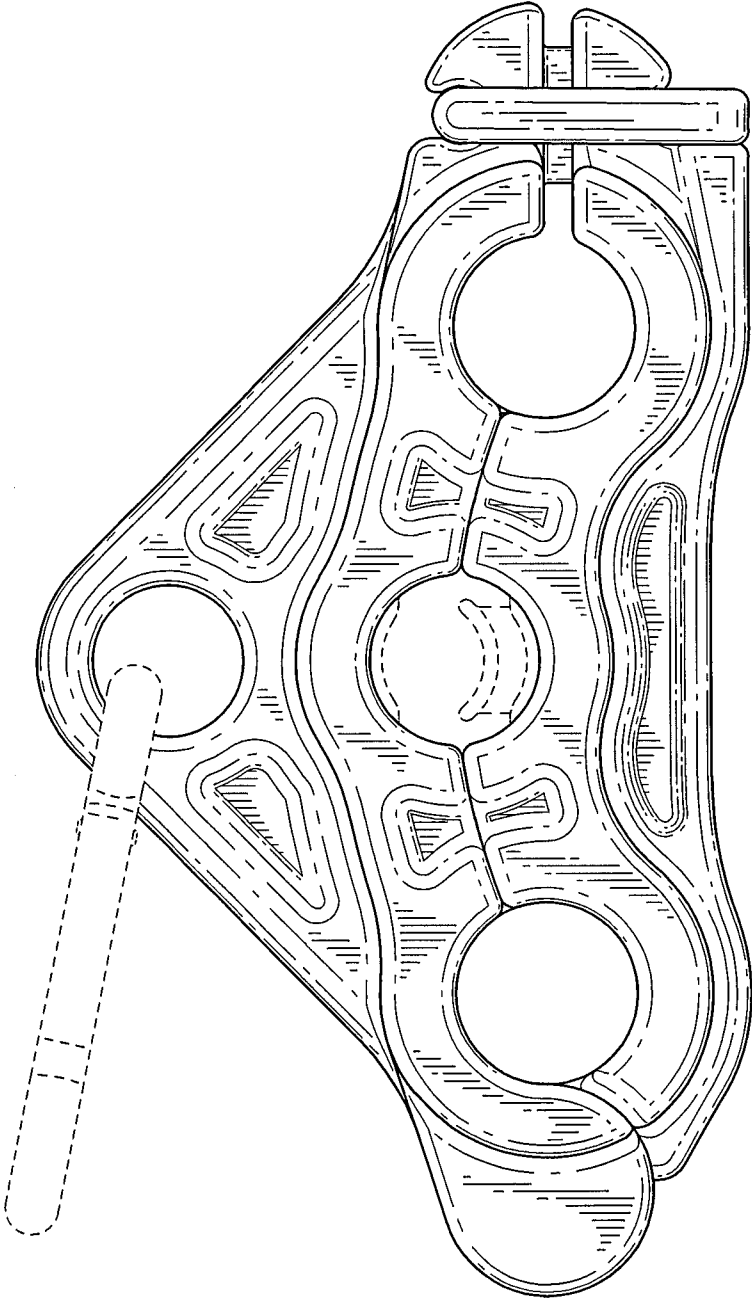


FIG. 4

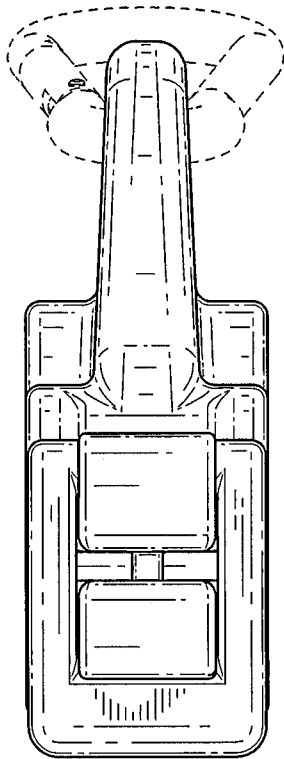


FIG. 5

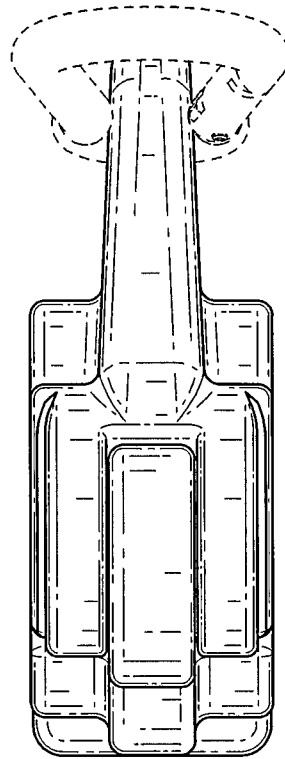


FIG. 6

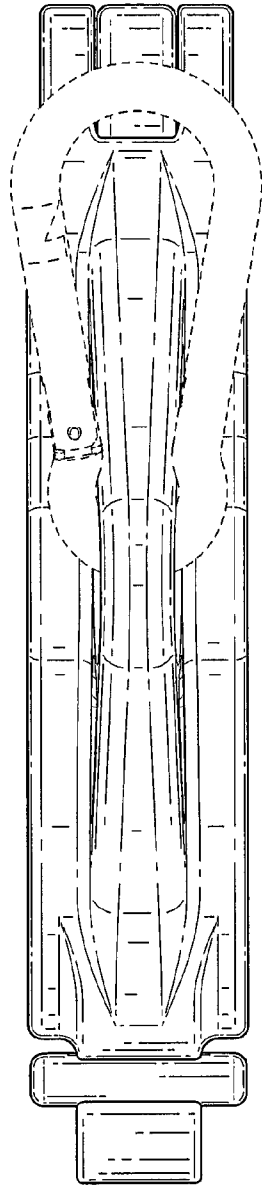


FIG. 7

