



US00D737682S

(12) **United States Design Patent**
Gutekunst et al.

(10) **Patent No.:** **US D737,682 S**

(45) **Date of Patent:** **** Sep. 1, 2015**

(54) **CONTAINER**

(71) Applicant: **Berry Plastics Corporation**, Evansville, IN (US)

(72) Inventors: **Brady Gutekunst**, Anaheim, CA (US);
Benedict Rivera, Powder Springs, GA (US)

(73) Assignee: **Berry Plastics Corporation**, Evansville, IN (US)

(**) Term: **14 Years**

(21) Appl. No.: **29/479,352**

(22) Filed: **Jan. 15, 2014**

(51) **LOC (10) Cl.** **09-01**

(52) **U.S. Cl.**
USPC **D9/522**

(58) **Field of Classification Search**

USPC D3/202, 202.3, 901; D7/300.1, 317,
D7/392.1, 510, 511, 523, 582, 612;
D9/454, 522, 541, 542, 550, 551, 556,
D9/563, 564, 569, 571, 574; D19/93;
D23/211.1-211.2; D24/121, 124, 197,
D24/224; 220/254.3, 254.4, 326, 719;
215/209, 254
CPC A61J 1/03; A61J 1/05; B65F 1/02;
B65F 1/0223; B65F 1/08; B65F 1/10; A47G
19/22; A47G 19/2205; A47G 19/2266
See application file for complete search history.

(56) **References Cited**

U.S. PATENT DOCUMENTS

D310,964 S * 10/1990 Weckman D9/542
D369,979 S * 5/1996 Krampe et al. D9/542

D419,061 S * 1/2000 Croft et al. D9/542
D427,914 S * 7/2000 Croft et al. D9/542
6,117,506 A * 9/2000 Graboski et al.
D536,619 S * 2/2007 Heisner D9/541
D568,164 S 5/2008 Dodge et al.
D569,733 S 5/2008 Dodge et al.
D585,746 S 2/2009 Dodge et al.
D585,747 S 2/2009 Dodge et al.
D611,347 S 3/2010 Dodge et al.
D611,820 S 3/2010 Dodge et al.
D622,146 S * 8/2010 Wheaton et al. D9/516
D626,002 S * 10/2010 Charyszyn et al. D9/542
D642,066 S * 7/2011 Kuzma et al. D9/563
D649,060 S * 11/2011 Wheaton et al. D9/542
D670,172 S * 11/2012 Bruscha et al. D9/542
2008/0061024 A1 * 3/2008 Keilen et al. 215/382

* cited by examiner

Primary Examiner — Thomas Johannes

Assistant Examiner — Catherine Posthauer

(74) *Attorney, Agent, or Firm* — Barnes & Thornburg LLP

(57) **CLAIM**

The ornamental design for a container, as shown and described.

DESCRIPTION

FIG. 1 is a perspective view of a container according to our new design;

FIG. 2 is a front view thereof;

FIG. 3 is a rear view thereof;

FIG. 4 is a right-side elevation view thereof;

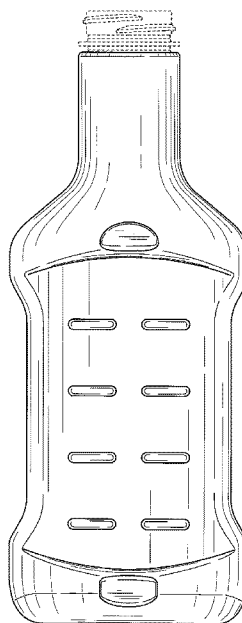
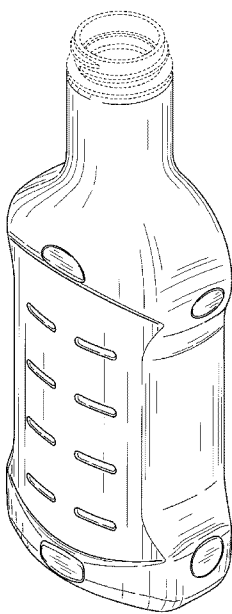
FIG. 5 is a left-side elevation view thereof;

FIG. 6 is a top plan view thereof; and,

FIG. 7 is a bottom view thereof.

The broken lines are shown for the purpose of illustrating portions of the container and form no part of the claimed design.

1 Claim, 5 Drawing Sheets






FIG. 1

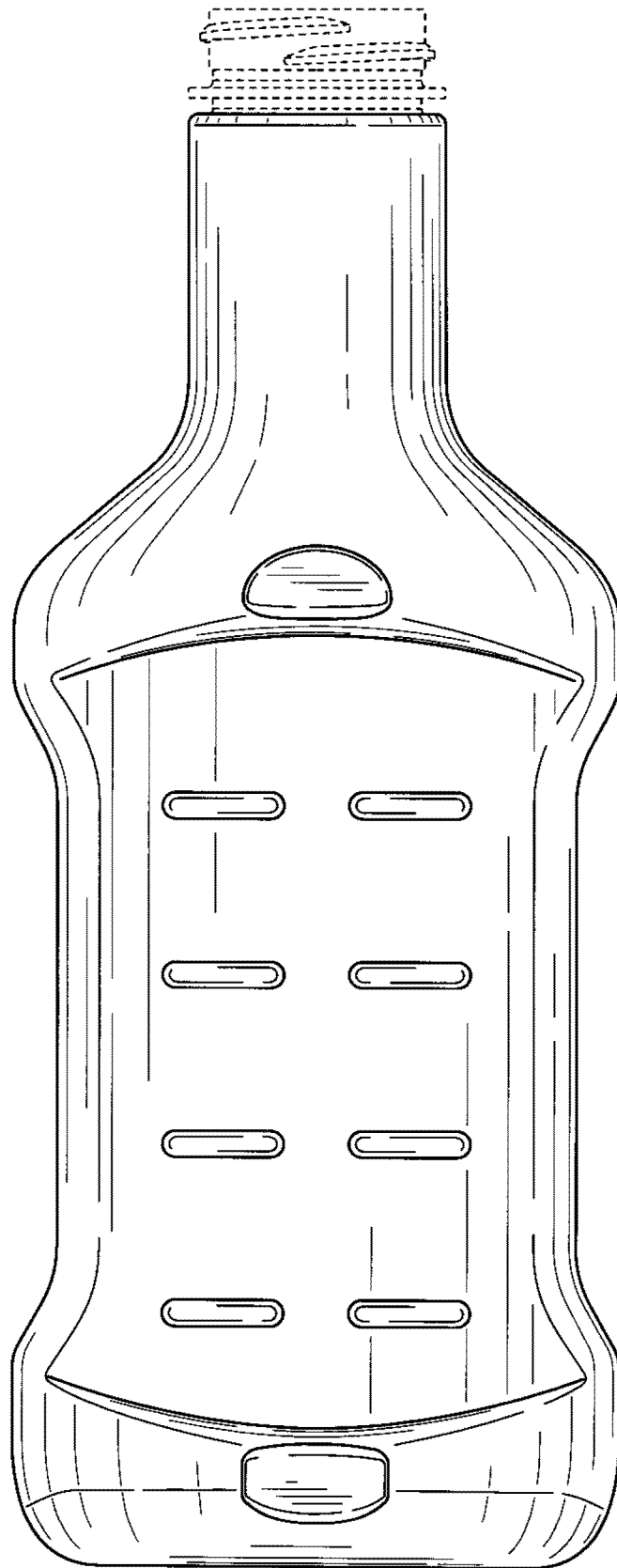


FIG. 2

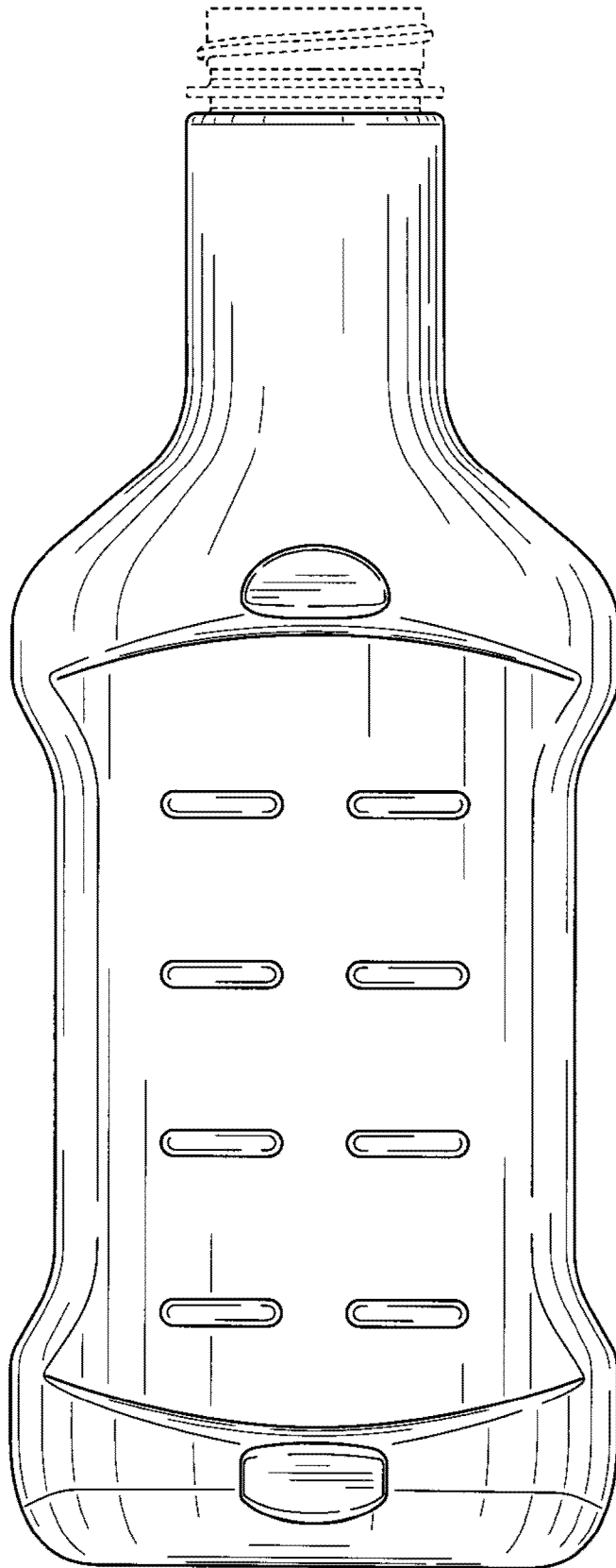


FIG. 3

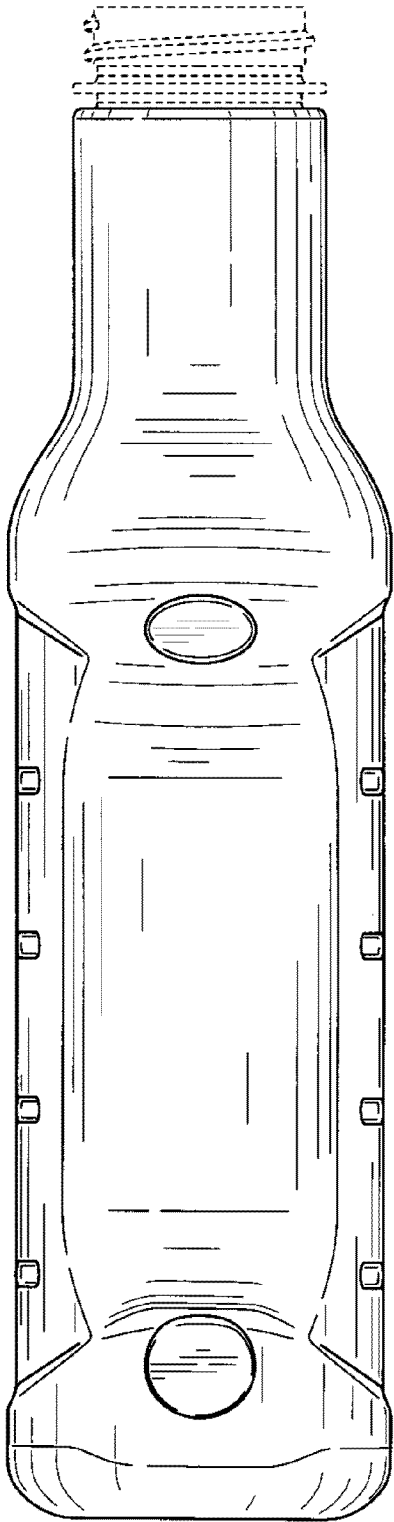


FIG. 4

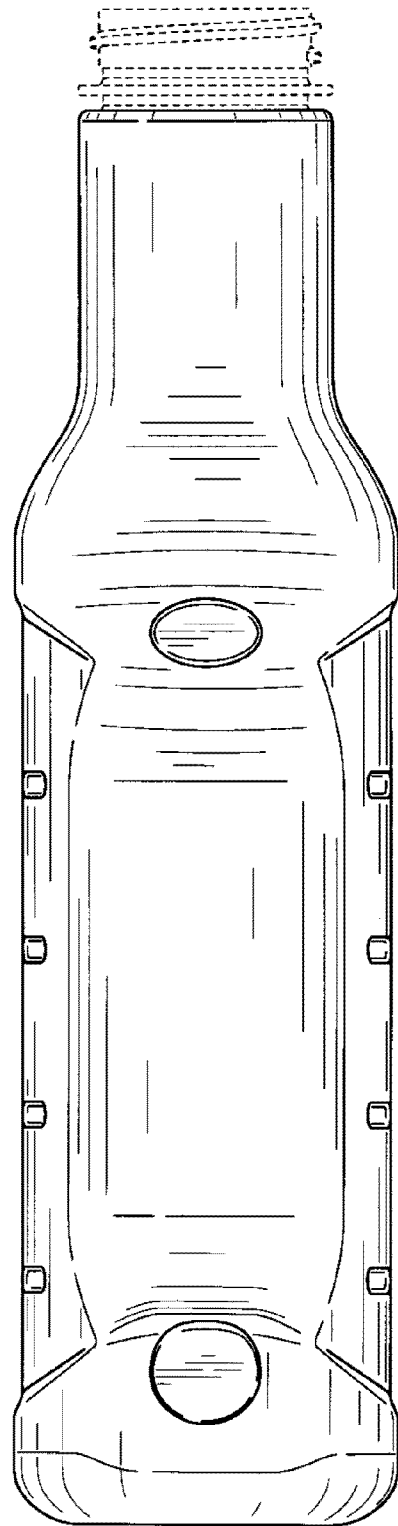


FIG. 5

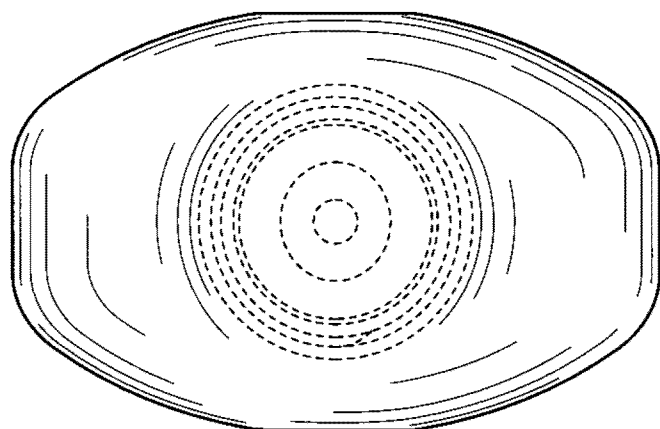


FIG. 6

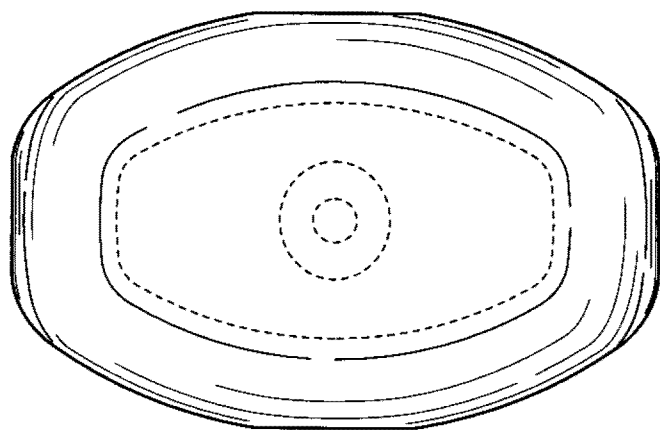


FIG. 7