



US00D402000S

# United States Patent [19] Goodin

[11] **Patent Number:** **Des. 402,000**  
[45] **Date of Patent:** **\*\*Dec. 1, 1998**

[54] **PISTOL HOSE NOZZLE**  
[75] Inventor: **John W. Goodin**, Coto De Caza, Calif.  
[73] Assignee: **L. R. Nelson**, Peoria, Ill.  
[\*\*] Term: **14 Years**  
[21] Appl. No.: **83,600**  
[22] Filed: **Feb. 12, 1998**

D. 376,411 12/1996 Kuo .  
D. 385,012 10/1997 Guo ..... D23/226  
D. 390,633 2/1998 Guo ..... D23/226  
2,937,813 5/1960 Rinkewich .  
2,991,945 7/1961 Rosenkranz .  
3,111,273 11/1963 Mei .  
3,799,447 3/1974 Beal .  
4,219,162 8/1980 Dadson .  
4,534,512 8/1985 Chow et al. .  
4,618,100 10/1986 White et al. .  
4,903,897 2/1990 Hayes .  
5,232,162 8/1993 Chih .

### Related U.S. Application Data

[62] Division of Ser. No. 47,945, Dec. 15, 1995.  
[51] **LOC (6) Cl.** ..... **23-01**  
[52] **U.S. Cl.** ..... **D23/226**  
[58] **Field of Search** ..... D23/213, 223-229;  
239/394, 525-528, 414-5

### OTHER PUBLICATIONS

Nelson Lawn and Garden catalog; item #2218 pistol nozzle p. 11, Jan. 1986.

*Primary Examiner*—Alan P. Douglas  
*Assistant Examiner*—Robin V. Taylor  
*Attorney, Agent, or Firm*—Mayer, Brown & Platt

### [56] References Cited

#### U.S. PATENT DOCUMENTS

D. 148,892 3/1948 Swimmer .  
D. 185,186 5/1959 Beinert .  
D. 194,014 11/1962 Gilmour .  
D. 225,222 11/1972 Gilmour .  
D. 225,736 1/1973 Mango et al. .  
D. 246,673 12/1977 Hall .  
D. 251,850 5/1979 Morgan .  
D. 251,917 5/1979 Morgan .  
D. 300,348 3/1989 Lubek .  
D. 328,780 8/1992 Aquilina .  
D. 361,122 8/1995 Goodin .  
D. 369,852 5/1996 Wang ..... D23/226  
D. 369,854 5/1996 Wang .

### [57] CLAIM

The ornamental design for a pistol hose nozzle, as shown and described.

### DESCRIPTION

FIG. 1 is a right side elevational view showing a pistol hose nozzle of my new design;  
FIG. 2 is a left side elevational view thereof;  
FIG. 3 is a front elevational view thereof;  
FIG. 4 is a rear elevational view thereof;  
FIG. 5 is a top plan view thereof; and,  
FIG. 6 is a bottom plan view thereof.

**1 Claim, 3 Drawing Sheets**

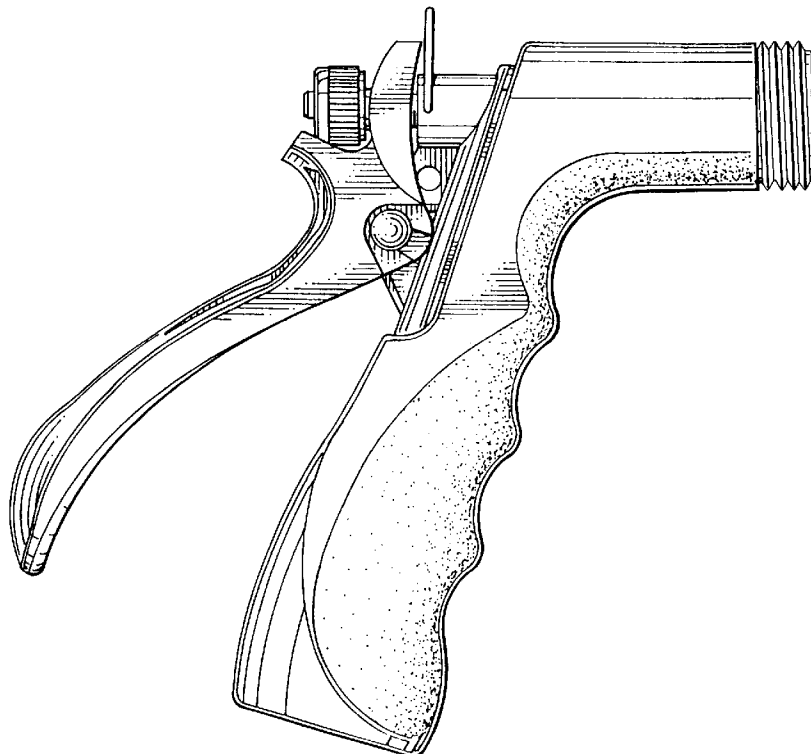


FIG. 1

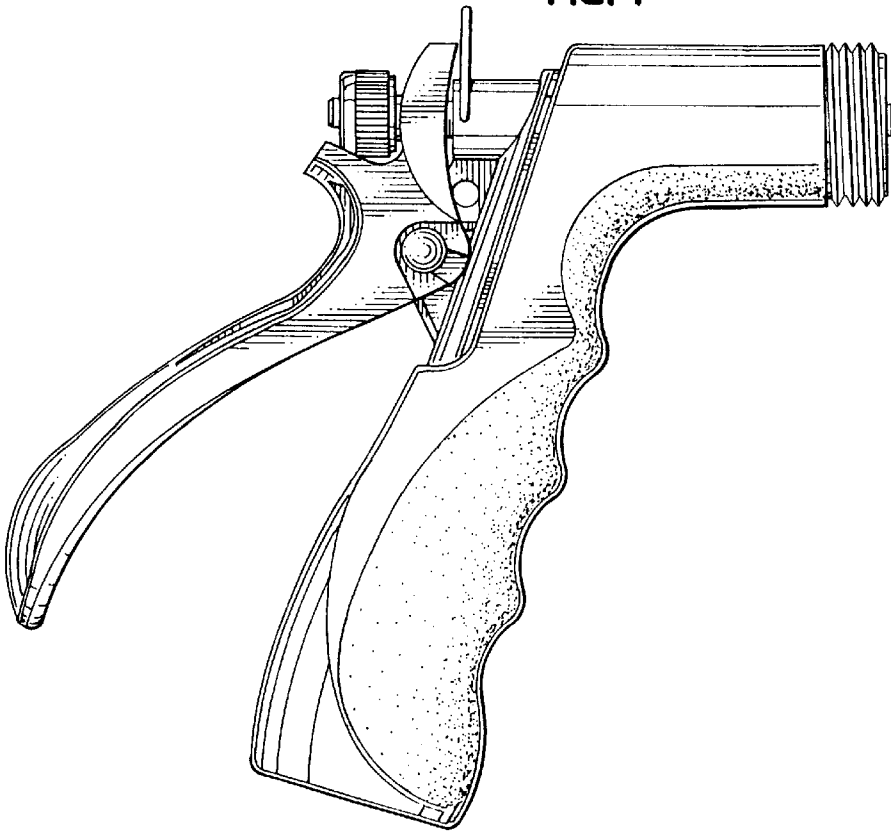


FIG. 2

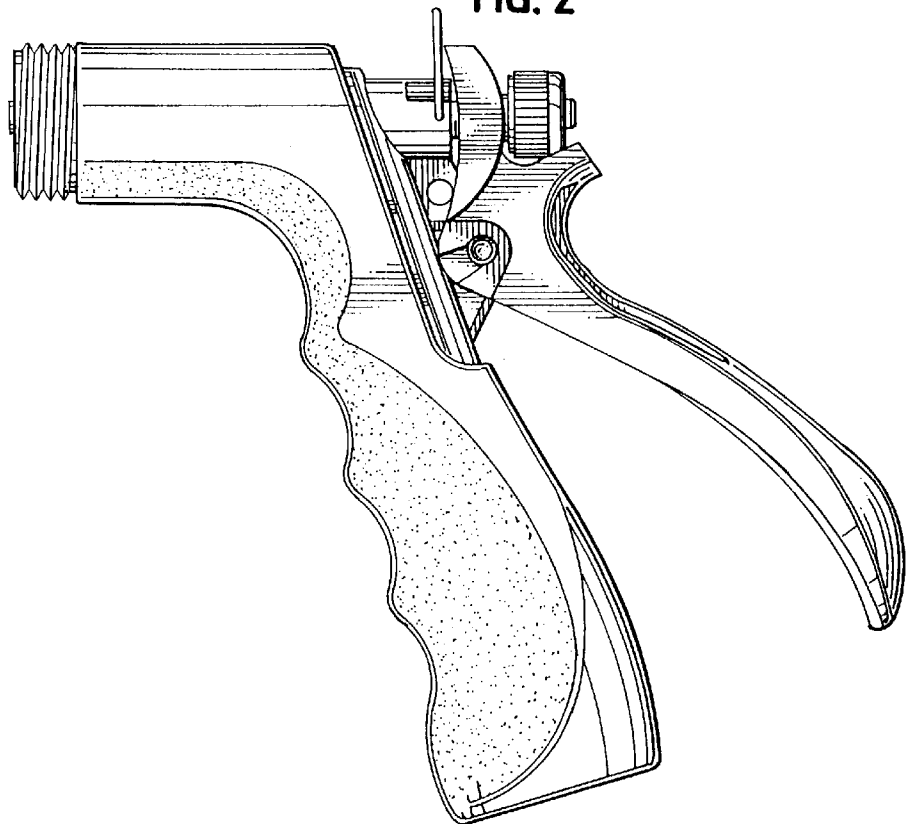


FIG. 3

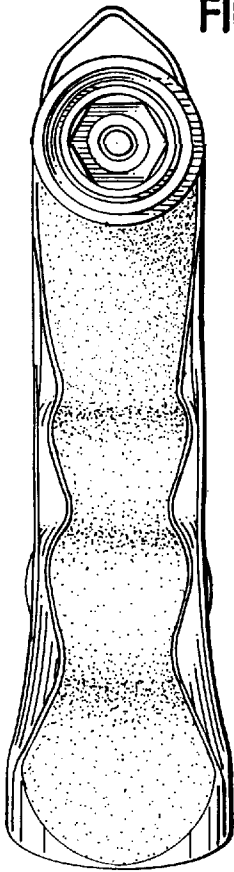


FIG. 4

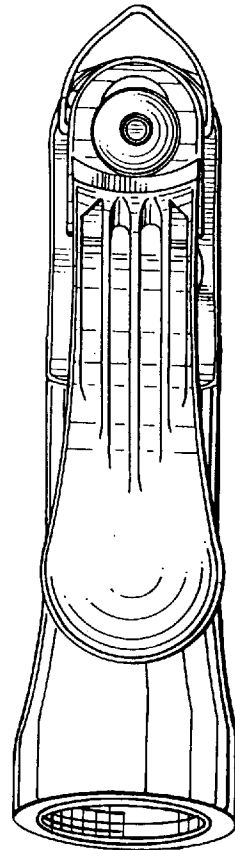


FIG. 5

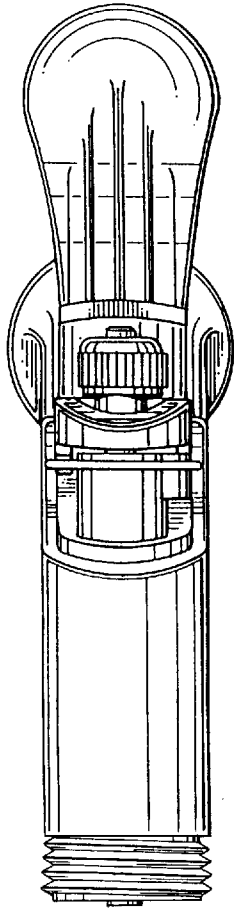


FIG. 6

