



US00D479210S

(12) **United States Design Patent** (10) **Patent No.:** **US D479,210 S**
Hussaini et al. (45) **Date of Patent:** **** Sep. 2, 2003**

(54) **FRONT FACE OF A DISPLAY PANEL OF AN AUDIO AND VIDEO ACCESSORY FOR AN ELECTRONIC DEVICE**

Primary Examiner—Nanda Bondade
(74) *Attorney, Agent, or Firm*—Liniak, Berenato & White

(75) Inventors: **Saied Hussaini**, Miami, FL (US); **Marc Iacovelli**, Miami, FL (US)

(57) **CLAIM**

The ornamental design for a front face of a display panel of an audio and video accessory for an electronic device, as shown and described.

(73) Assignee: **Intec, Inc.**, Miami, FL (US)

(**) Term: **14 Years**

DESCRIPTION

(21) Appl. No.: **29/172,774**

FIG. 1 is a front view of the front face of a display panel of an audio and video accessory for an electronic device according to the present invention.

(22) Filed: **Dec. 18, 2002**

FIG. 2 is a rear view of the front face of a display panel of an audio and video accessory for an electronic device of FIG. 1.

Related U.S. Application Data

(63) Continuation of application No. 29/160,777, filed on May 17, 2002.

FIG. 3 is a left side view of the front face of a display panel of an audio and video accessory for an electronic device of FIG. 1.

(51) **LOC (7) Cl.** **14-03**

(52) **U.S. Cl.** **D14/132**

FIG. 4 is a right side view of the front face of a display panel of an audio and video accessory for an electronic device of FIG. 1.

(58) **Field of Search** D12/415-418, D12/345; D14/125-136, 239, 315, 327, 371, 374-375, 451; 296/37.1, 37.7-37.8, 70; 312/7.2; 340/461, 905, 995; 348/178, 825, 827, 836-838, 840

FIG. 5 is a top view of the front face of a display panel of an audio and video accessory for an electronic device of FIG. 1.

FIG. 6 is a bottom view of the front face of a display panel of an audio and video accessory for an electronic device of FIG. 1.

(56) **References Cited**

U.S. PATENT DOCUMENTS

D288,321 S	*	2/1987	Ohtsu	D14/132
4,646,158 A	*	2/1987	Ohno et al.	D14/132
D297,536 S	*	9/1988	Ohtsu	D14/132
5,825,614 A	*	10/1998	Kim	361/683
D437,837 S	*	2/2001	Harrison et al.	D14/132
D441,352 S	*	5/2001	Kuo	D14/217
D454,122 S	*	3/2002	Hori et al.	D14/132

FIG. 7 is a top view of the front face of a display panel of an audio and video accessory for an electronic device of FIG. 1 with the display in a closed position; and,

FIG. 8 is a reduced front and left perspective view of front face of a display panel of an audio and video accessory for an electronic device according to the present invention.

Portions of the design shown in dashed lines form no part of the claimed invention.

* cited by examiner

1 Claim, 7 Drawing Sheets

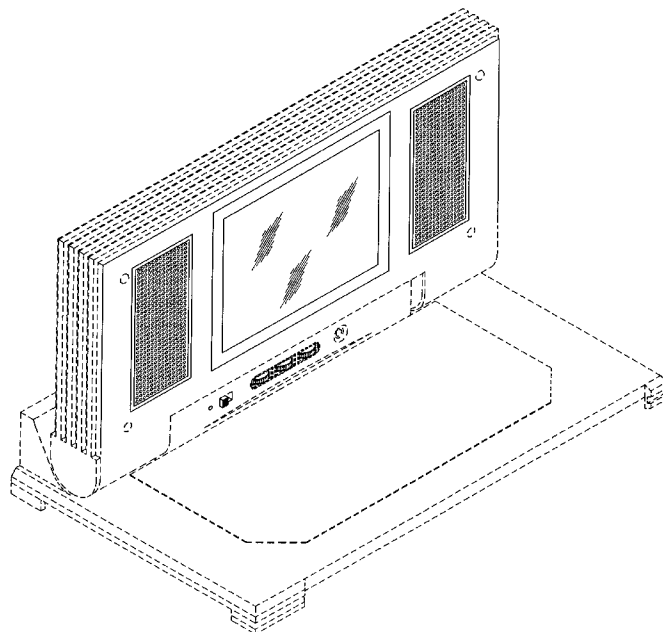


Fig. 1

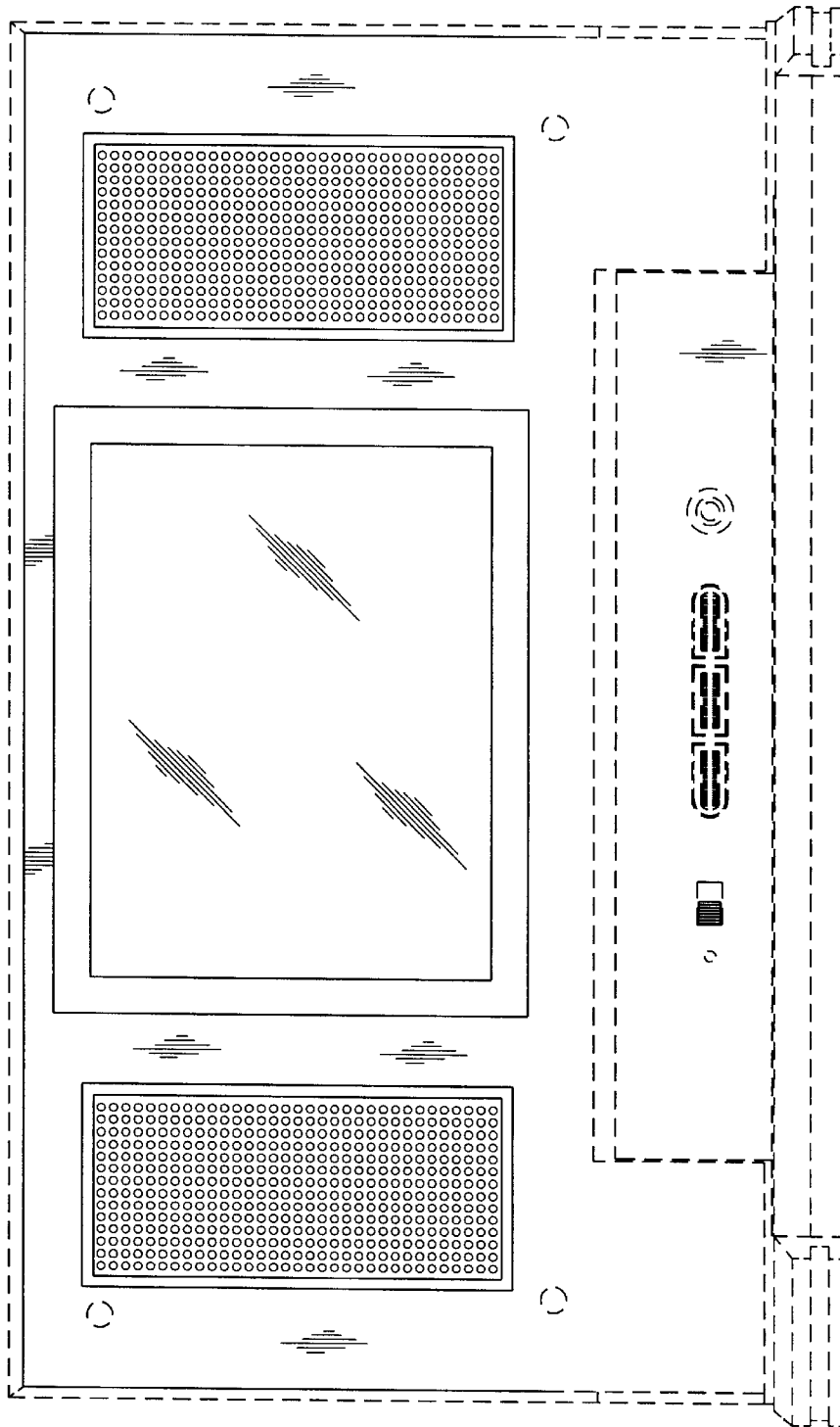


Fig. 2

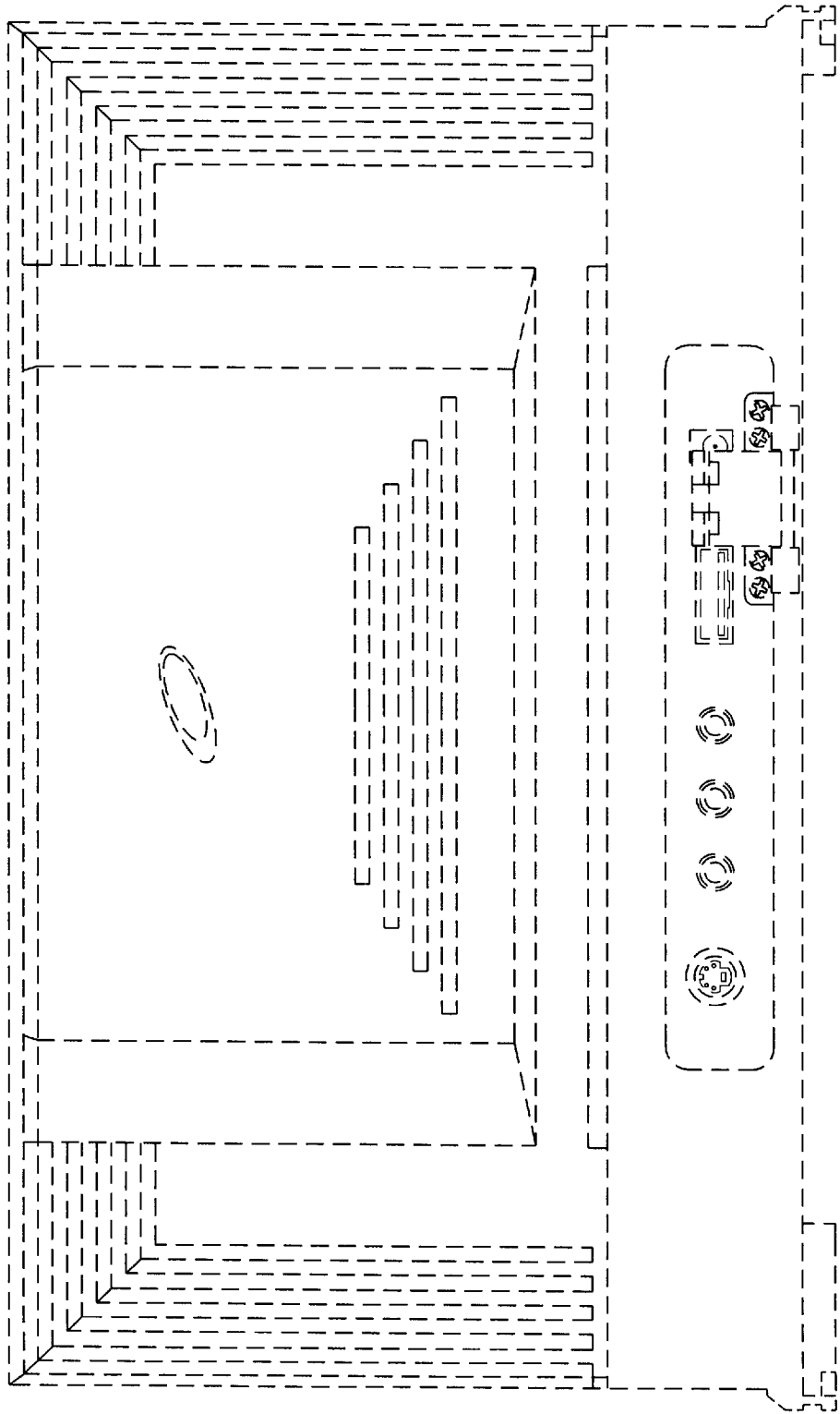


Fig. 4

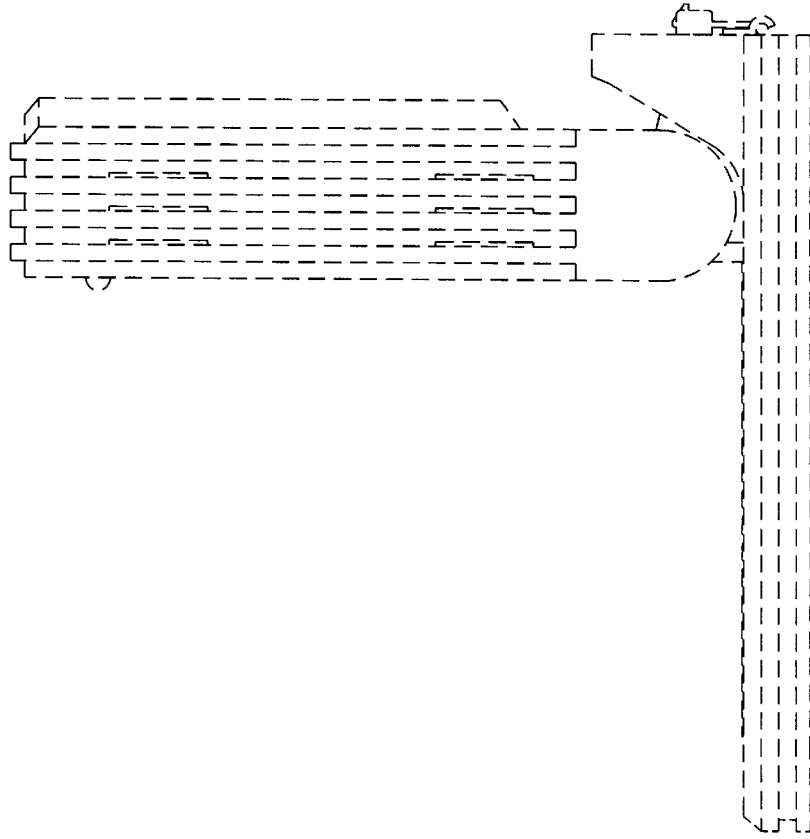


Fig. 3

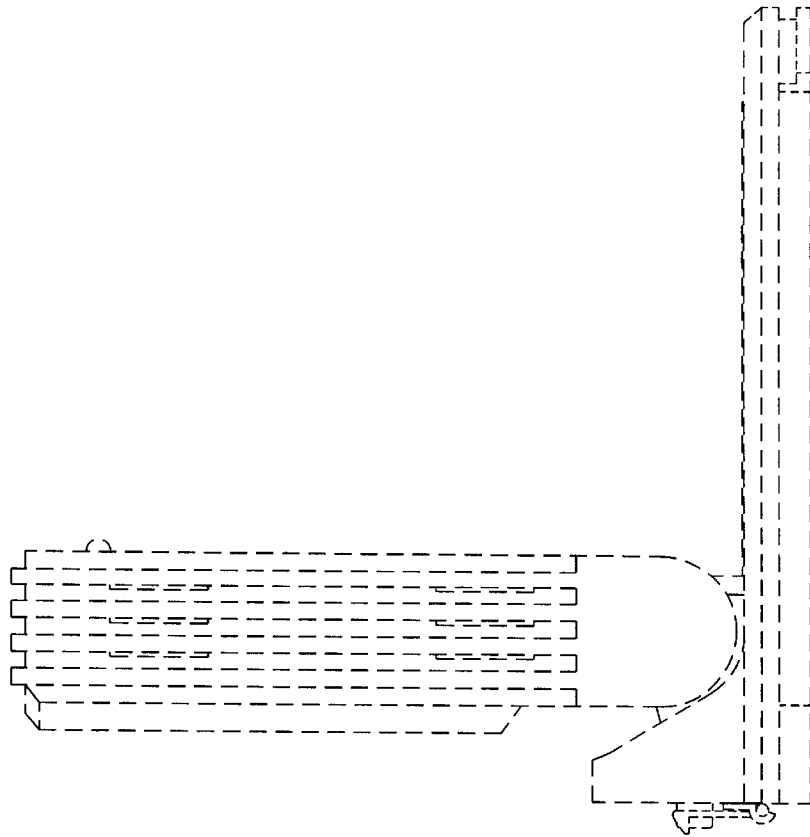


Fig. 5

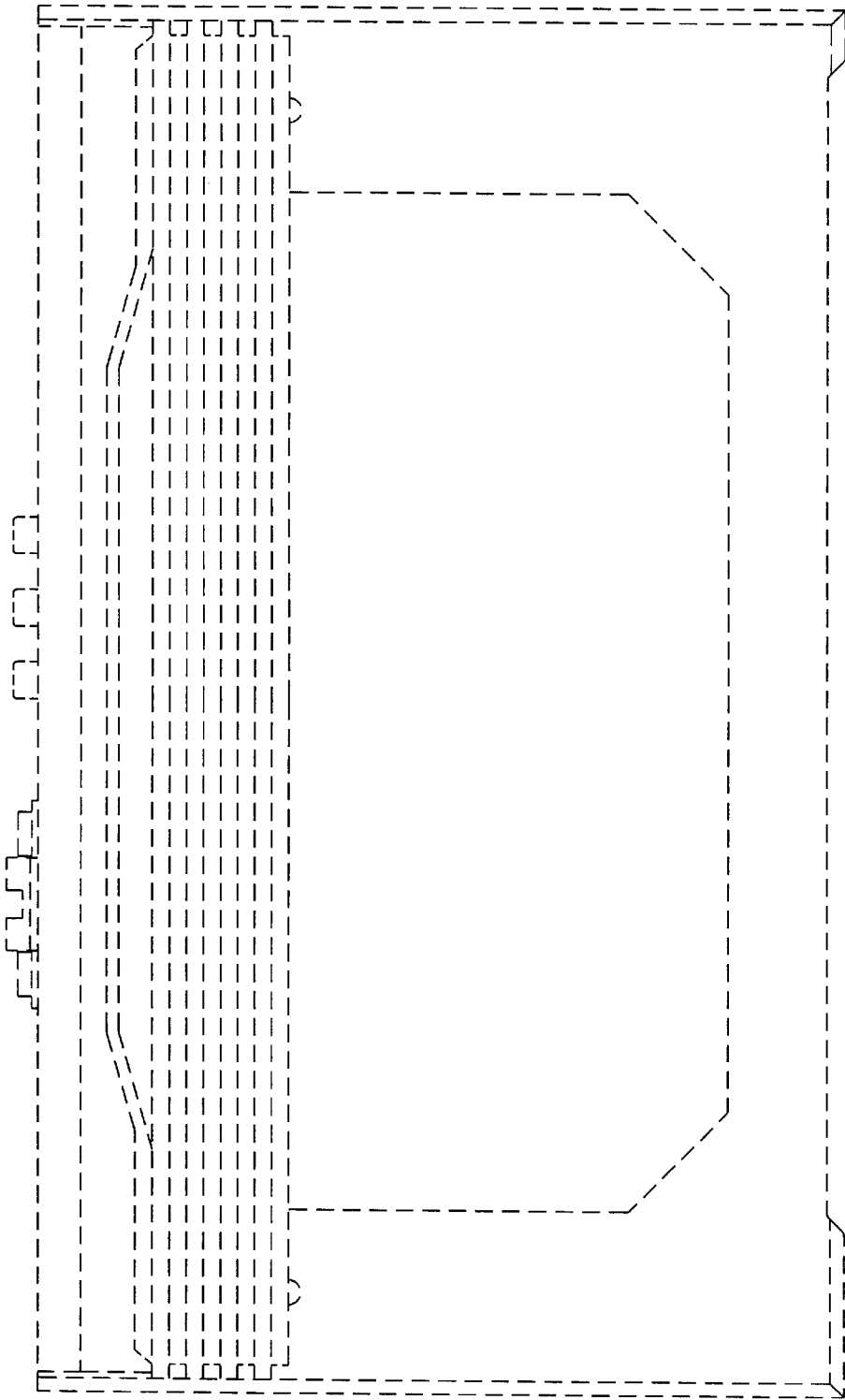


Fig. 6

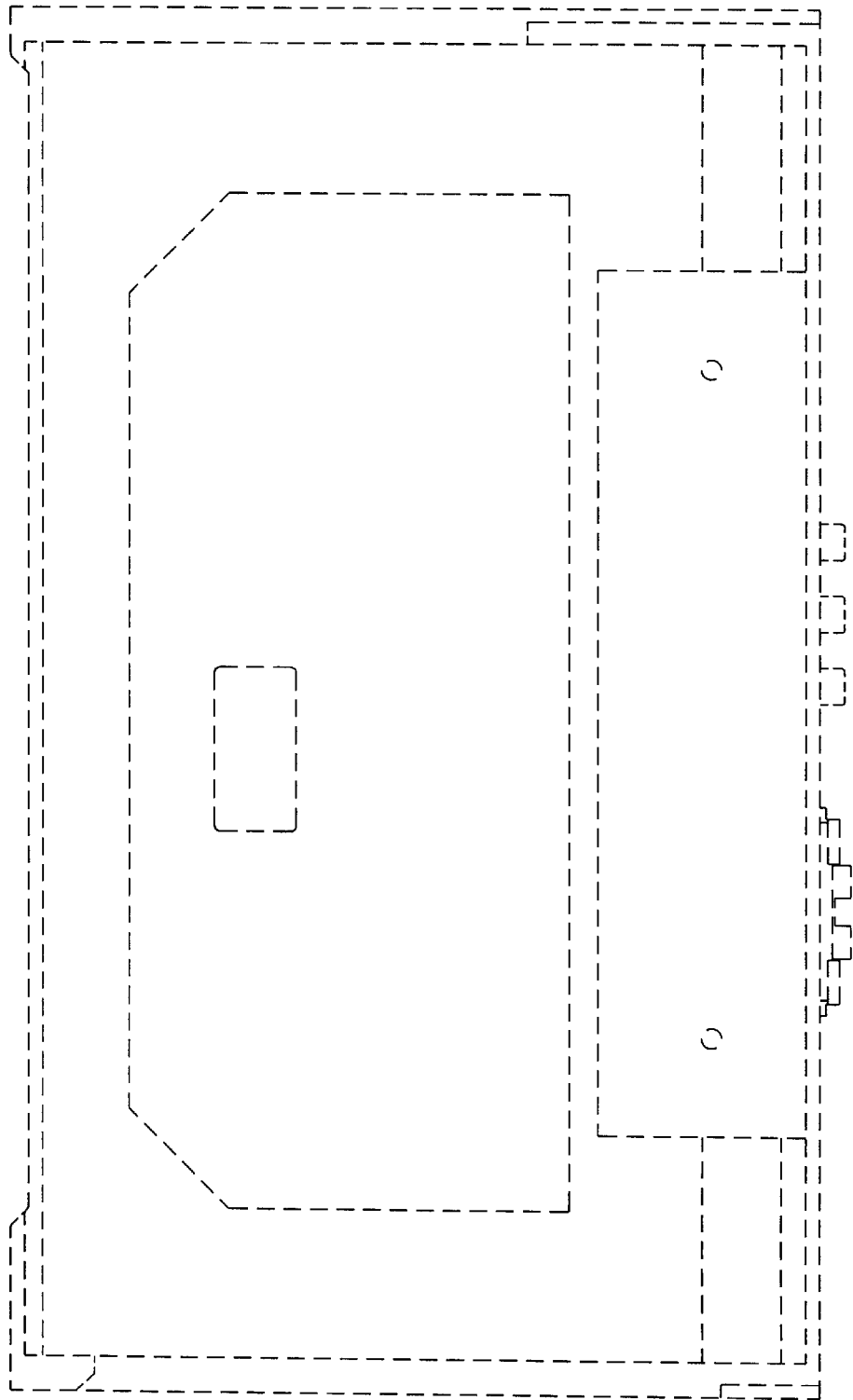



Fig. 7



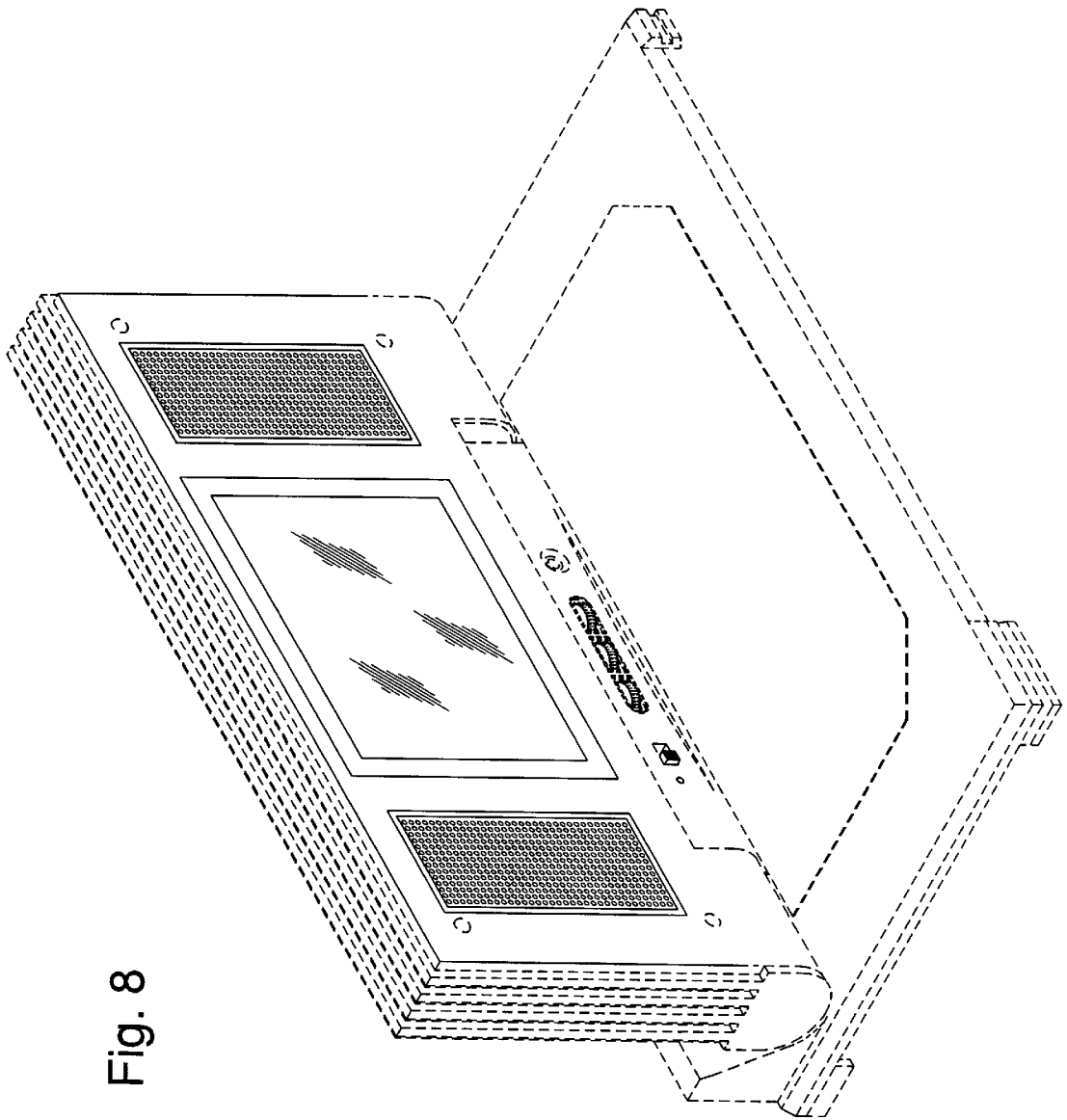


Fig. 8