



US00D435447S

United States Patent [19]
Lee

[11] **Patent Number: Des. 435,447**
[45] **Date of Patent: ** Dec. 26, 2000**

- [54] **CAP**
[75] Inventor: **Yu-Kang Lee**, Taipei, Taiwan
[73] Assignee: **Jung Kuo Enterprise Co., Ltd.**, Taipei, Taiwan
[**] Term: **14 Years**
[21] Appl. No.: **29/112,178**
[22] Filed: **Oct. 13, 1999**
[51] **LOC (7) Cl.** **09-07**
[52] **U.S. Cl.** **D9/448**
[58] **Field of Search** D9/300, 301, 440,
D9/447, 448, 449; 222/153.11-153.14,
320, 321.1, 321.7, 321.8, 321.9

- [56] **References Cited**
U.S. PATENT DOCUMENTS
D. 352,657 11/1994 Gonda et al. D9/300
D. 366,834 2/1996 Reid D9/447
D. 419,446 1/2000 Durliat D9/448

Primary Examiner—Cathron B. Matta
Attorney, Agent, or Firm—Rosenberg, Klein & Lee

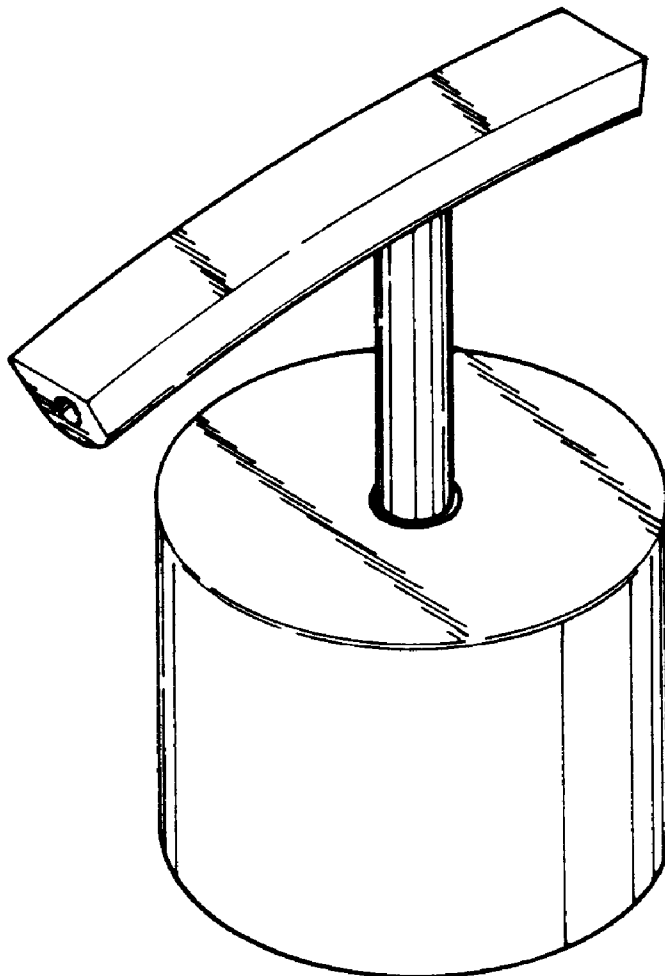
[57] **CLAIM**

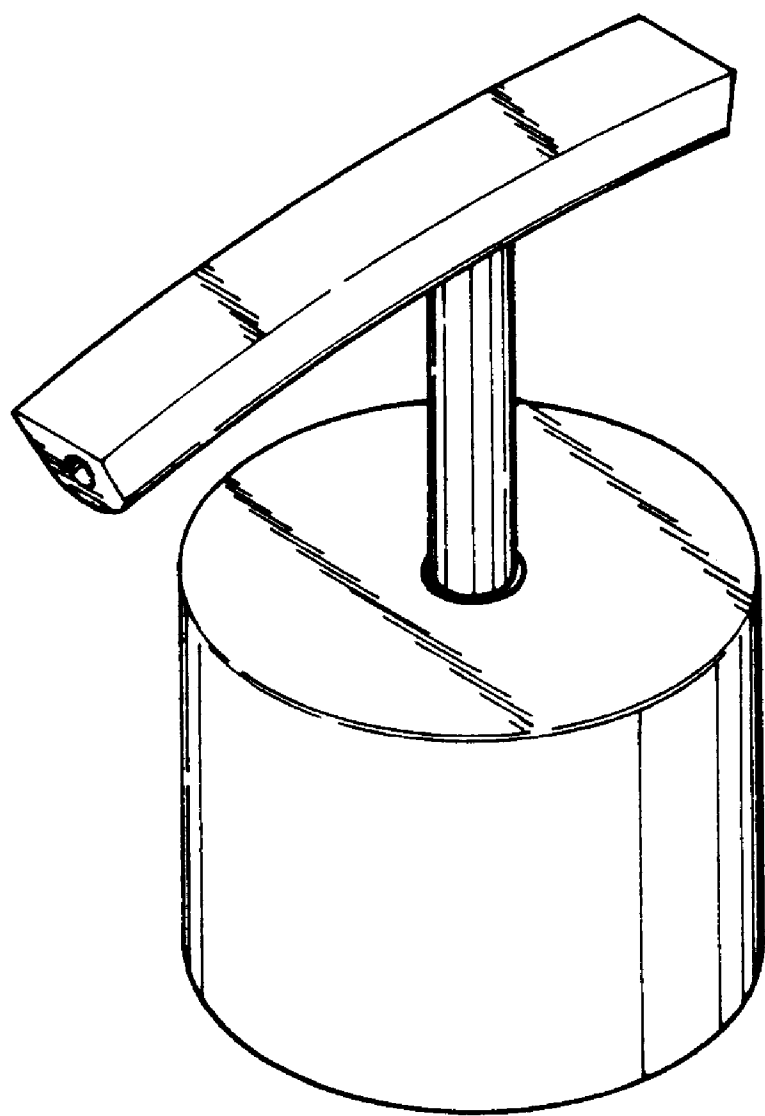
The ornamental design for a cap, as shown and described.

DESCRIPTION

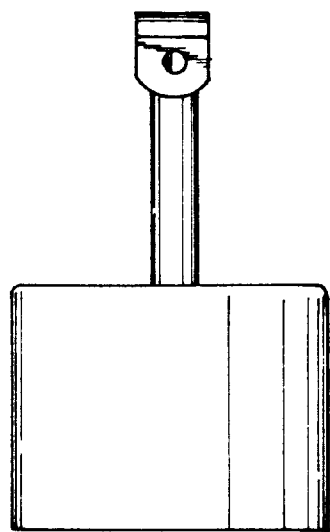
FIG. 1 is a perspective view of a cap showing my new design;
FIG. 2 is a front elevational view thereof;
FIG. 3 is a rear elevational view thereof;
FIG. 4 is a left side elevational view thereof;
FIG. 5 is a right side elevational view thereof;
FIG. 6 is a top plan view thereof;
FIG. 7 is a bottom plan view thereof, with the interior of the cap shown in broken lines and forming no part of the claimed design; and,
FIG. 8 is a perspective view of the cap, with the broken line showing of a bottle being for illustrative purposes only and forming no part of the claimed design.

1 Claim, 5 Drawing Sheets

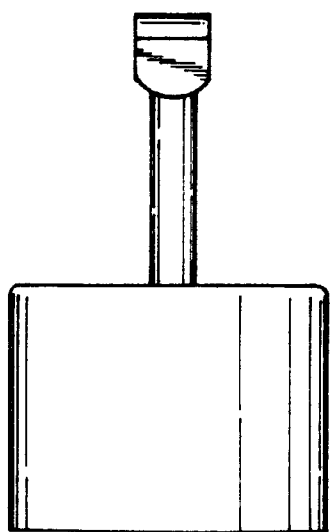




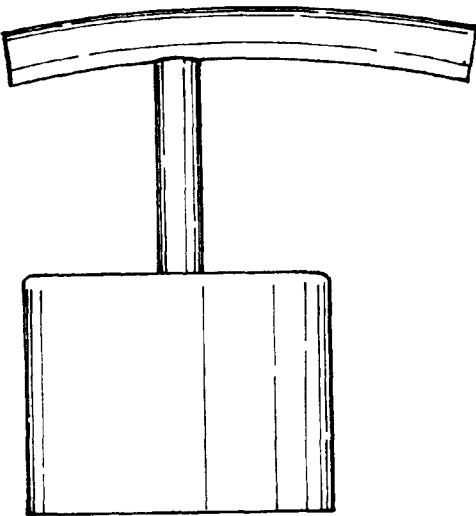
F I G . 1



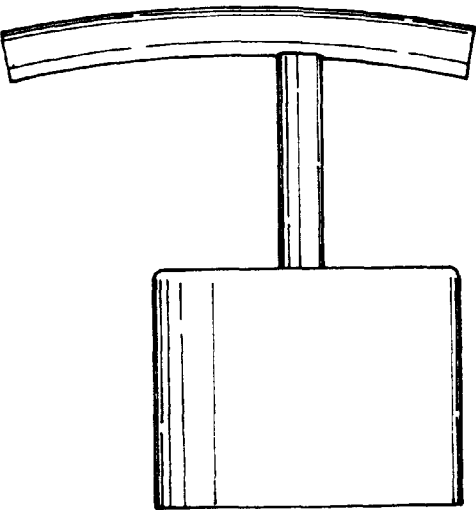
F I G. 2



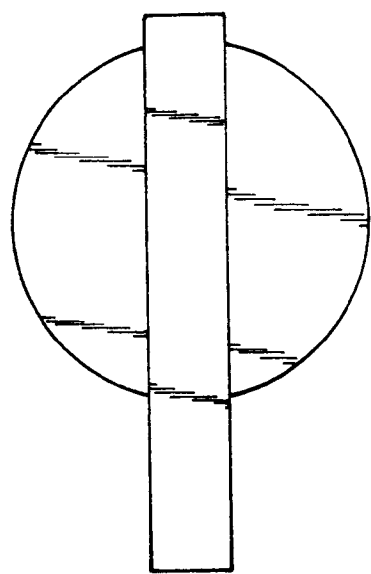
F I G. 3



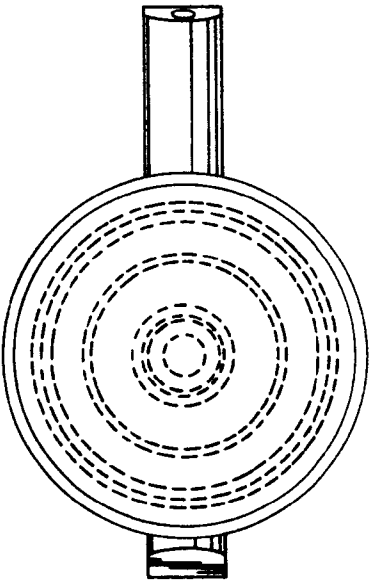
F I G. 4



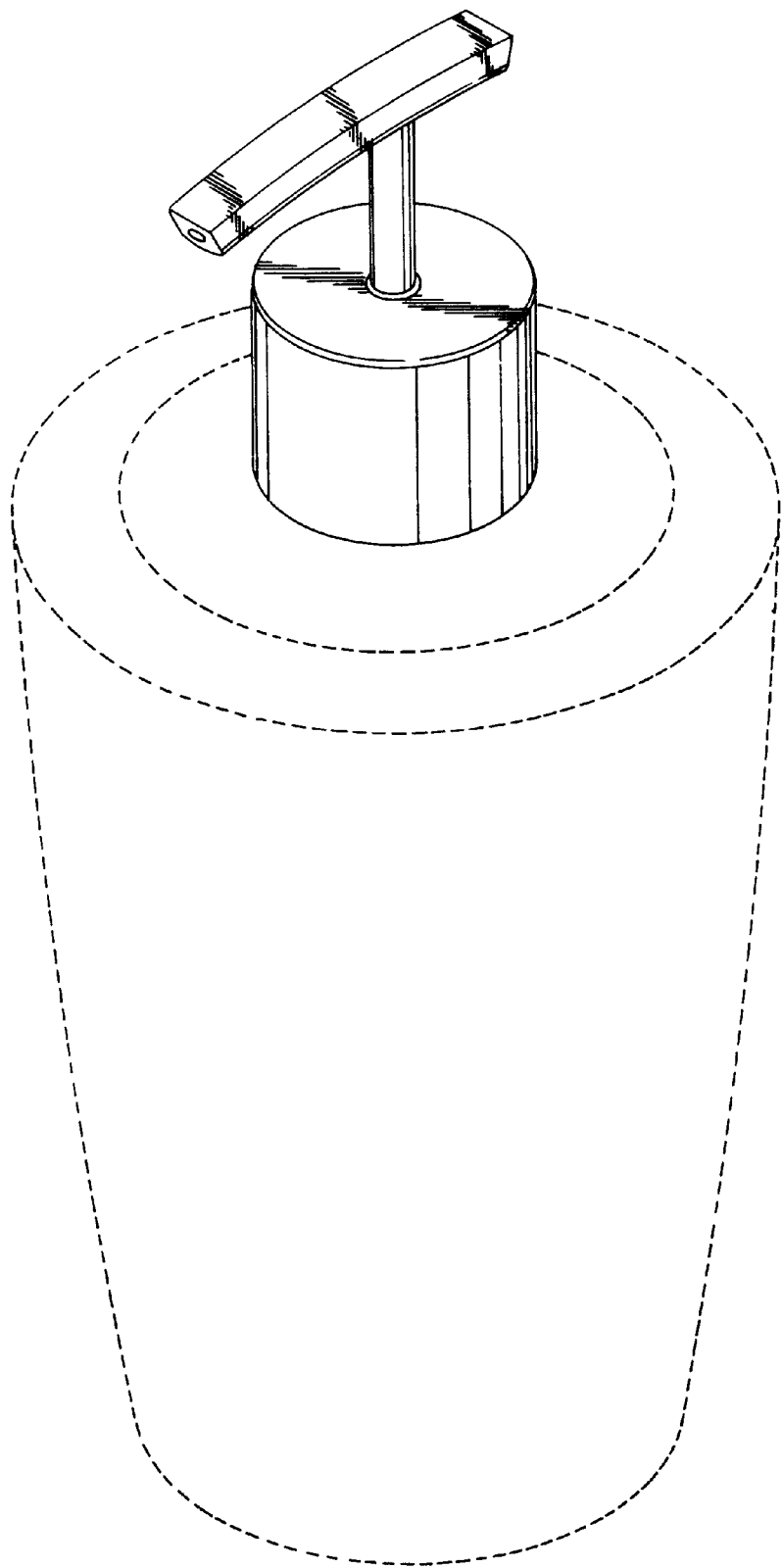
F I G. 5



F I G . 6



F I G . 7



F I G . 8