



US00D798037S

(12) **United States Design Patent**
Montross et al.

(10) **Patent No.:** **US D798,037 S**

(45) **Date of Patent:** **** Sep. 26, 2017**

(54) **SHOE**

13/30; A43B 13/32; A43B 13/34; A43B
13/36

(71) Applicant: **Reebok International Limited**, London
(GB)

See application file for complete search history.

(72) Inventors: **Matthew Montross**, Middleboro, MA
(US); **Henry Hardigan**, Pawtucket, RI
(US); **John Greenhalgh**, Foxboro, MA
(US)

(56) **References Cited**

U.S. PATENT DOCUMENTS

(73) Assignee: **Reebok International Limited**, London
(GB)

D495,860 S	9/2004	Kubo et al.
D498,904 S	11/2004	Lee
D512,818 S	12/2005	Mitani et al.
D515,290 S	2/2006	Sonnergren
D524,018 S	7/2006	Deas
D536,861 S	2/2007	Rasmussen
D543,340 S	5/2007	Favreau et al.
D574,130 S	8/2008	Le
D575,040 S	8/2008	Bramani
D578,280 S	10/2008	Wilken
D580,638 S	11/2008	McClaskie
D646,049 S	10/2011	Dowling
D657,941 S	4/2012	Bramani et al.
D659,361 S	5/2012	Jolicoeur
D660,564 S	5/2012	Hassoun
D712,122 S	9/2014	Tucker et al.
D717,032 S	11/2014	Van Zyll De Jong et al.
8,931,187 B2	1/2015	Healy et al.

(**) Term: **15 Years**

(21) Appl. No.: **29/538,440**

(22) Filed: **Sep. 3, 2015**

(Continued)

Related U.S. Application Data

(62) Division of application No. 29/476,541, filed on Dec.
13, 2013, now Pat. No. Des. 738,077.

Primary Examiner — T. Chase Nelson

(74) *Attorney, Agent, or Firm* — Sterne, Kessler,
Goldstein & Fox P.L.L.C.

(51) **LOC (10) Cl.** **02-04**

(52) **U.S. Cl.**
USPC **D2/960**; D2/951; D2/953

(57) **CLAIM**

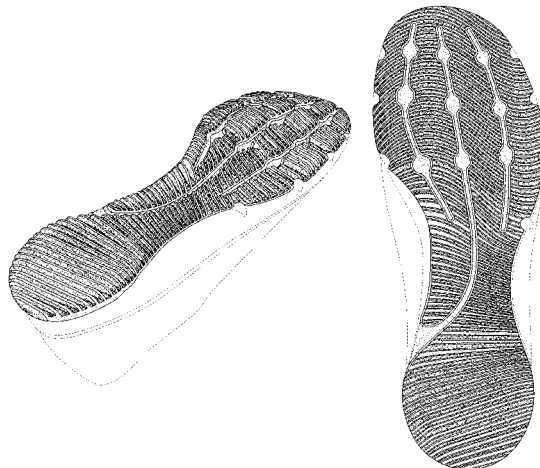
The ornamental design for a shoe, as shown and described.

(58) **Field of Classification Search**
USPC D2/902, 906, 908, 916, 918, 925,
D2/946-962, 977; 36/3 B, 22 R, 24.5,
36/25 R, 28, 32 R, 34 R, 59 C, 67 A, 103
CPC A43B 13/00; A43B 13/02; A43B 13/023;
A43B 13/026; A43B 13/04; A43B 13/08;
A43B 13/10; A43B 13/12; A43B 13/14;
A43B 13/141; A43B 13/143; A43B
13/16; A43B 13/18; A43B 13/181; A43B
13/187; A43B 13/189; A43B 13/20; A43B
13/223; A43B 13/24; A43B 13/28; A43B

DESCRIPTION

FIG. 1 is a bottom perspective view of a shoe showing the
claimed design;
FIG. 2 is a bottom view thereof;
FIG. 3 is a side view thereof;
FIG. 4 is another side view thereof;
FIG. 5 is a front view thereof; and,
FIG. 6 is a rear view thereof.
The dashed broken lines in the figures show portions of the
shoe that form no part of the claimed design.

(Continued)



The dash-dot broken lines in the figures show boundaries that form no part of the claimed design.

1 Claim, 5 Drawing Sheets

(56)

References Cited

U.S. PATENT DOCUMENTS

D724,829	S	3/2015	Lonigan	
8,991,075	B2 *	3/2015	Chenciner	A43C 1/06 36/8.1
D728,915	S *	5/2015	Taestensen	D2/951
9,210,965	B2 *	12/2015	O'Connor	A43B 3/108
D748,385	S *	2/2016	Birkinhead	D2/951
D753,376	S *	4/2016	Birkinhead	D2/902
D756,618	S *	5/2016	Mangee	D2/951
D768,368	S *	10/2016	Birkinhead	D2/953
D774,741	S *	12/2016	Mokos	D2/951
D776,413	S *	1/2017	Mokos	D2/947
D779,182	S *	2/2017	Hobson	D2/960
D779,805	S *	2/2017	Mokos	D2/947
D779,806	S *	2/2017	Mokos	D2/947
D782,792	S *	4/2017	Kinley	D2/951
2009/0083996	A1	4/2009	Clancy et al.	
2010/0024253	A1	2/2010	Boyle et al.	

* cited by examiner

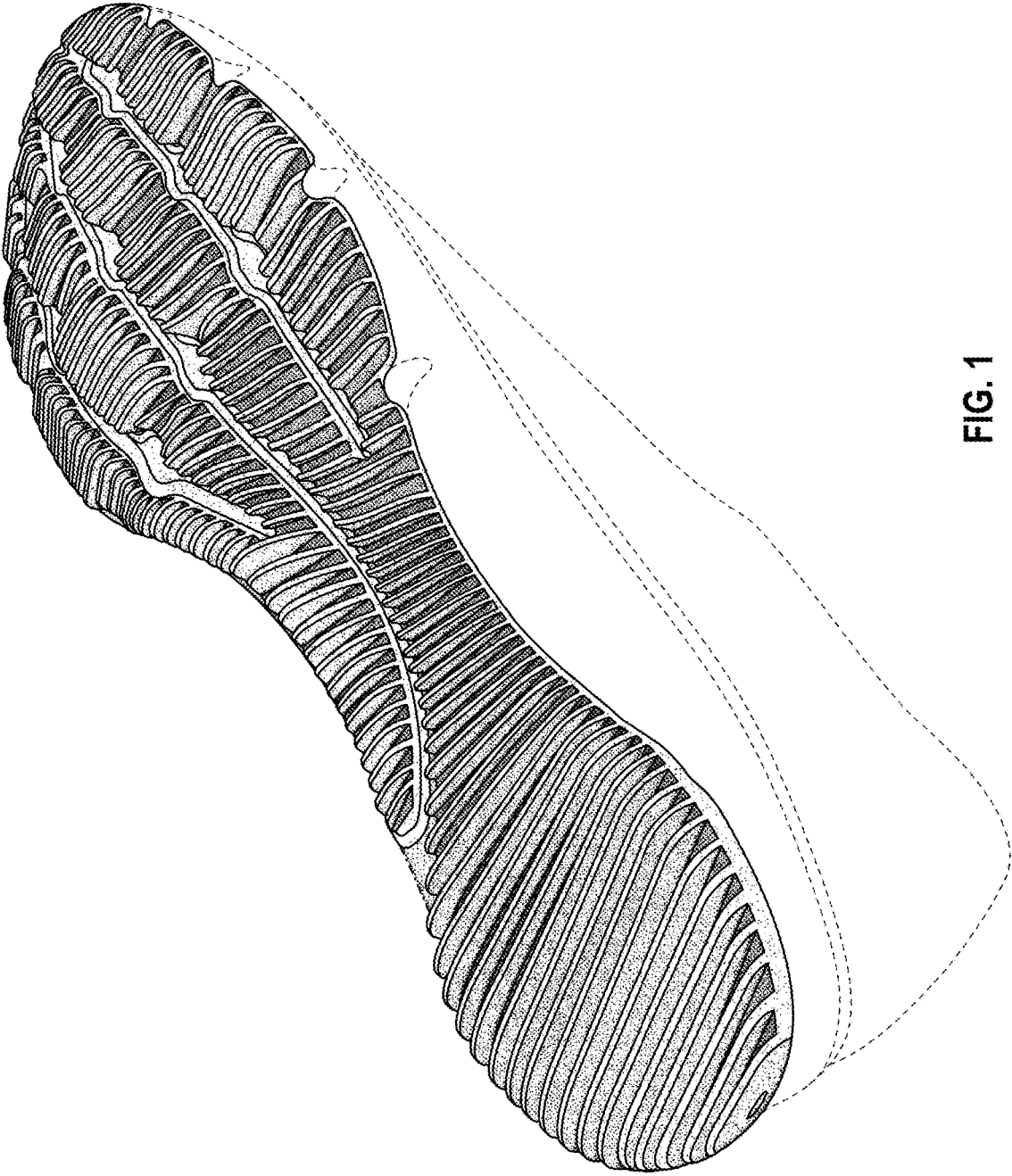


FIG. 1

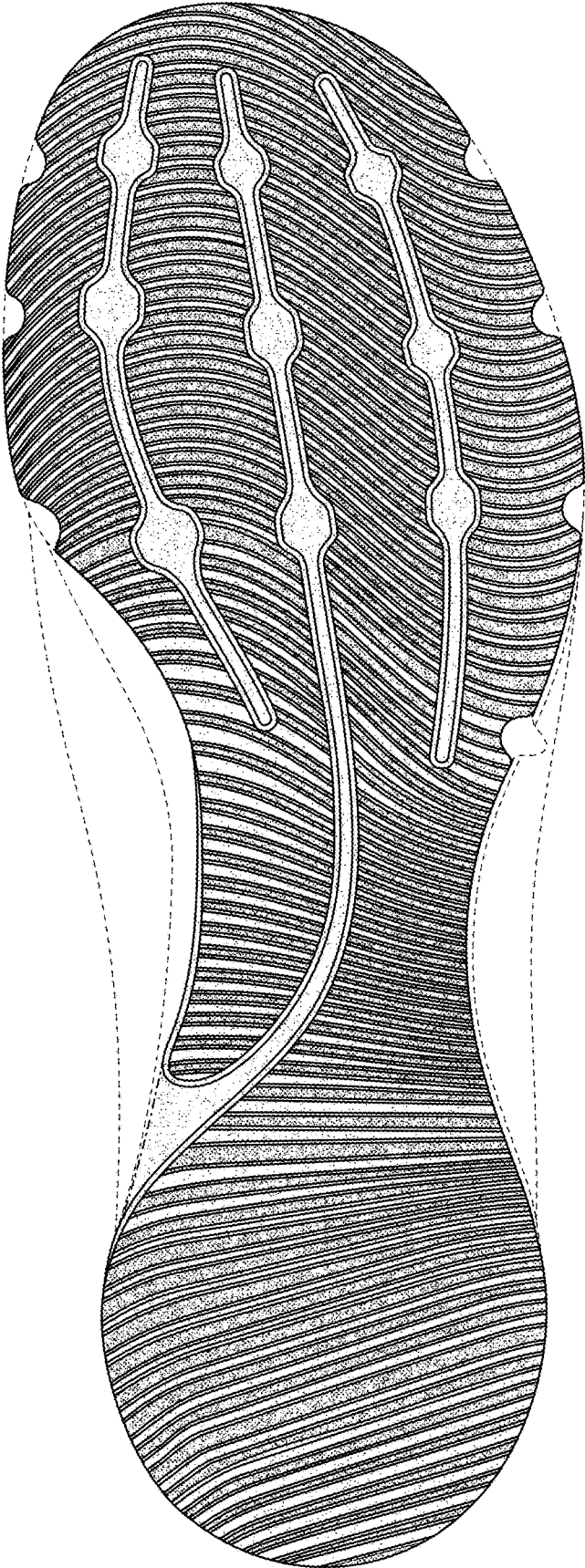


FIG. 2

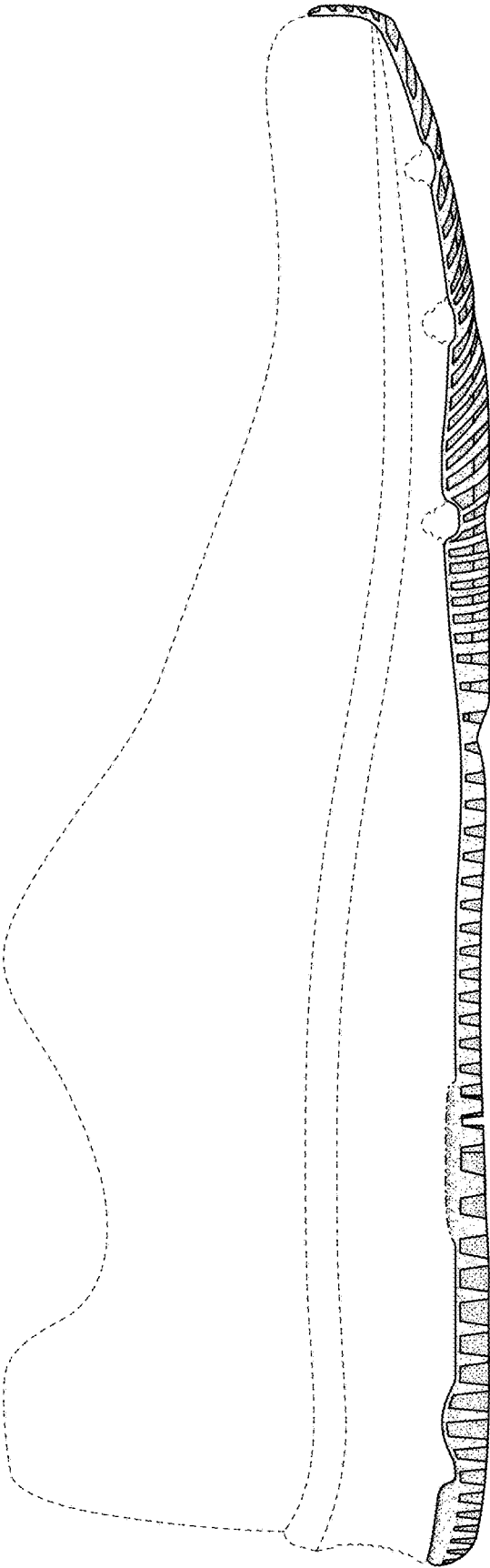


FIG. 3

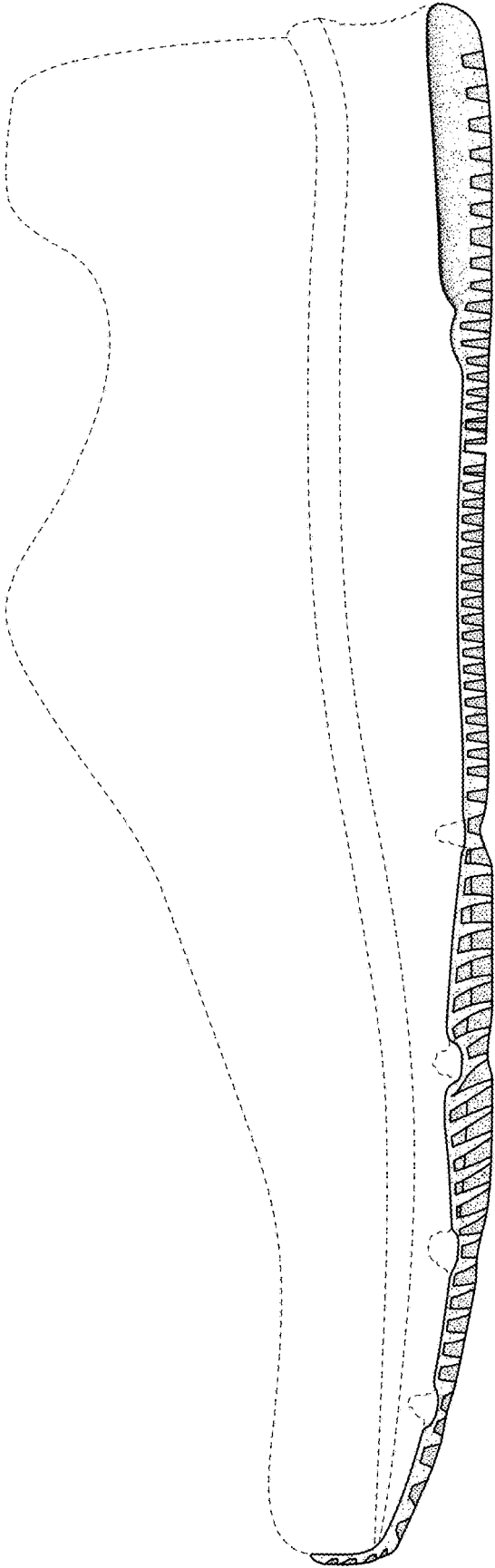


FIG. 4

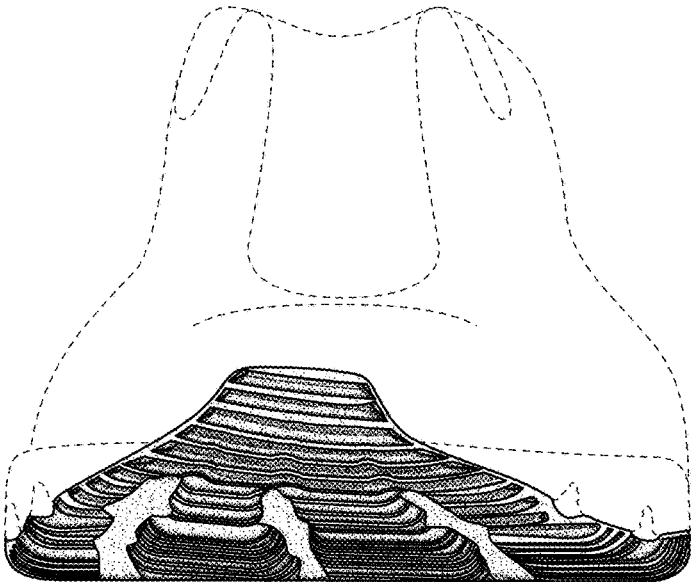


FIG. 5

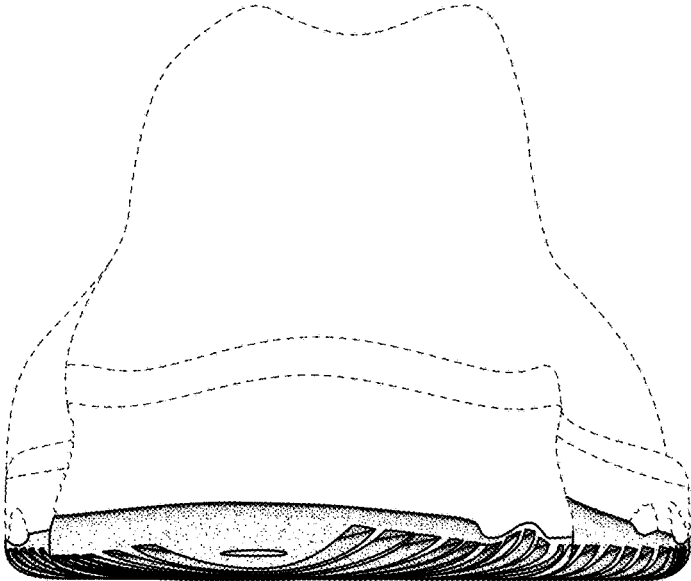


FIG. 6