



US00D571758S

(12) **United States Design Patent**  
**Ahn et al.**

(10) **Patent No.:** **US D571,758 S**

(45) **Date of Patent:** **\*\* Jun. 24, 2008**

(54) **PORTABLE PHONE**

(75) Inventors: **Ju-Hyun Ahn**, Seoul (KR); **Hyun-Sook Kim**, Yeongin-si (KR); **Yoon-Young Cho**, Seoul (KR); **Chang-Hwan Hwang**, Goyang-Si (KR)

(73) Assignee: **Samsung Electronics Co., Ltd.**, Suwon-Si (KR)

(\*\*) Term: **14 Years**

(21) Appl. No.: **29/266,235**

(22) Filed: **Sep. 18, 2006**

(30) **Foreign Application Priority Data**

Mar. 17, 2006 (KR) ..... 30-2006-0009983

(51) **LOC (8) Cl.** ..... **14-03**

(52) **U.S. Cl.** ..... **D14/138**

(58) **Field of Classification Search** ..... D14/137, D14/138, 147, 218, 247-248, 341-347; 455/556.1, 455/566, 575.1, 575.3

See application file for complete search history.

(56) **References Cited**

**U.S. PATENT DOCUMENTS**

6,396,924 B1 \* 5/2002 Suso et al. .... 379/433.13  
D475,688 S \* 6/2003 Pierce et al. .... D14/138  
D485,249 S \* 1/2004 Liao et al. .... D14/138

(Continued)

**OTHER PUBLICATIONS**

Samsung Z540, announced 4th quarter 2005, [online], [retrieved on Feb. 29, 2008]. Retrieved from Internet ,<URL: http://www.gsmarena.com>.\*

Samsung E690, announced Nov. 2006, [online], [retrieved on Feb. 29, 2008]. Retrieved from Internet ,<URL: http://www.gsmarena.com>.\*

Samsung E480, announced Nov. 2006, [online], [retrieved on Feb. 29, 2008]. Retrieved from Internet ,<URL: http://www.gsmarena.com>.\*

*Primary Examiner*—Jeffrey D. Asch

*Assistant Examiner*—Bridget L Eland

(74) *Attorney, Agent, or Firm*—Staas & Halsey LLP

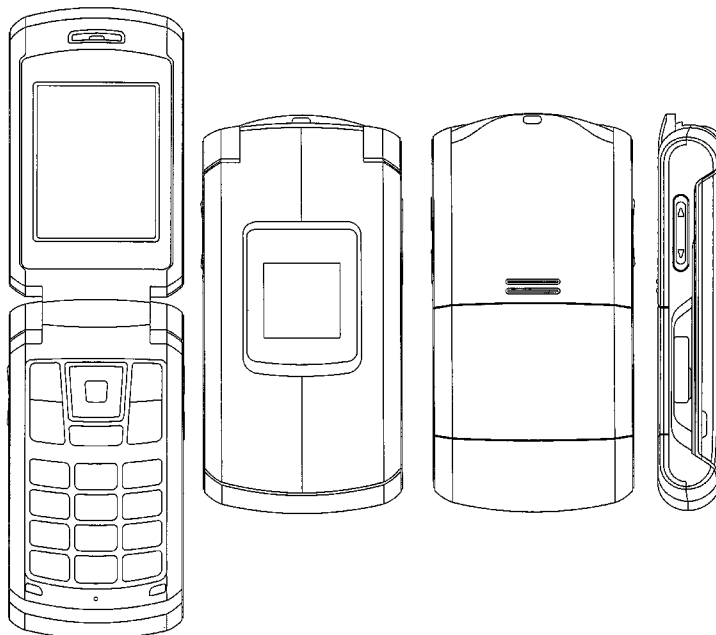
(57) **CLAIM**

The ornamental design for the portable phone, as shown and described.

**DESCRIPTION**

FIG. 1 is a front open view of a portable phone;  
FIG. 2 is a front closed view of the portable phone of FIG. 1;  
FIG. 3 is a rear closed view of the portable phone of FIG. 1;  
FIG. 4 is a left-side closed view of the portable phone of FIG. 1;  
FIG. 5 is a right-side closed view of the portable phone of FIG. 1;  
FIG. 6 is a top plan closed view of the portable phone of FIG. 1;  
FIG. 7 is a bottom plan closed view of the portable phone of FIG. 1; and,  
FIG. 8 is a perspective closed view of the portable phone of FIG. 1.

**1 Claim, 5 Drawing Sheets**



# US D571,758 S

Page 2

## U.S. PATENT DOCUMENTS

D500,994 S *	1/2005	Lee et al. ....	D14/138	D537,803 S *	3/2007	Lee et al. ....	D14/138
D504,406 S *	4/2005	Cho et al. ....	D14/138	D545,796 S *	7/2007	Kim et al. ....	D14/138
D507,551 S *	7/2005	Kim et al. ....	D14/138	D551,642 S *	9/2007	Kim et al. ....	D14/138
D508,035 S *	8/2005	Kim et al. ....	D14/138	D552,059 S *	10/2007	Cho et al. ....	D14/138
D508,036 S *	8/2005	Wada .....	D14/138	D559,813 S *	1/2008	Cho et al. ....	D14/138
D518,012 S *	3/2006	Fuxen .....	D14/138	D560,186 S *	1/2008	Kim et al. ....	D14/138
D520,484 S *	5/2006	Lee et al. ....	D14/138	D561,149 S *	2/2008	Park et al. ....	D14/138
D520,980 S *	5/2006	Taniyama et al. ....	D14/138	D563,352 S *	3/2008	Miyazawa .....	D14/138
D521,968 S *	5/2006	Jung et al. ....	D14/138	2003/0162509 A1 *	8/2003	Bae et al. ....	455/90
D521,970 S *	5/2006	Han et al. ....	D14/138	2003/0203747 A1 *	10/2003	Nagamine .....	455/575.3
D528,091 S *	9/2006	Kim et al. ....	D14/138	2004/0219956 A1 *	11/2004	Iwai et al. ....	455/575.3
				2005/0003852 A1 *	1/2005	Song .....	455/550.1

\* cited by examiner

FIG. 1

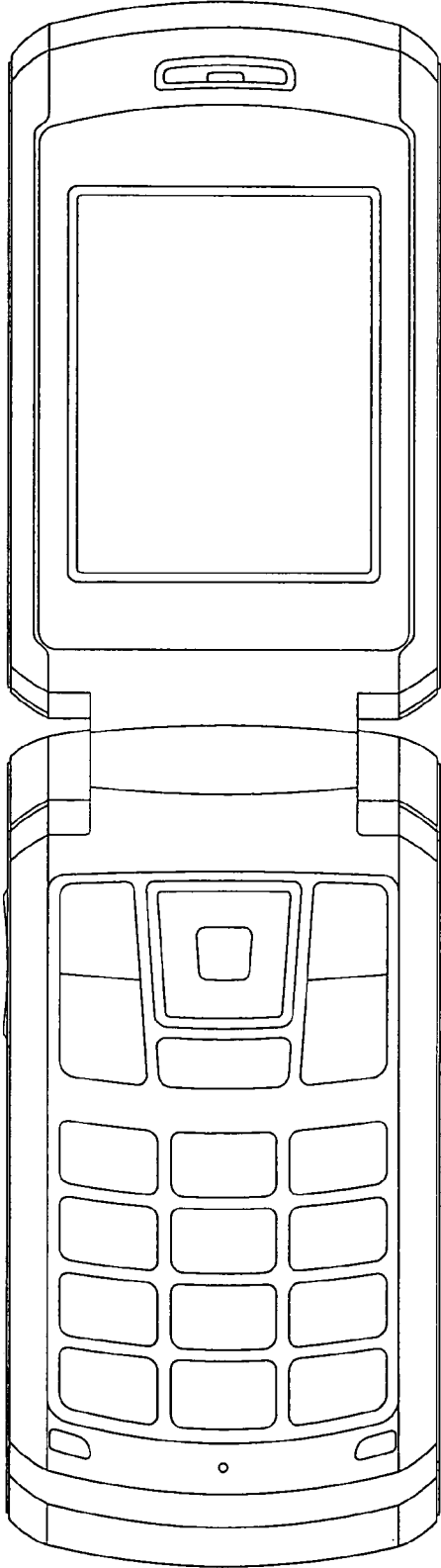


FIG. 2

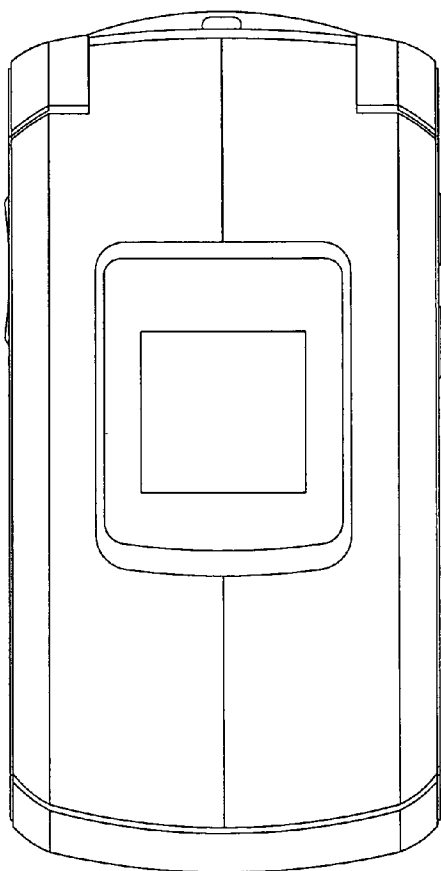


FIG. 3




FIG. 4

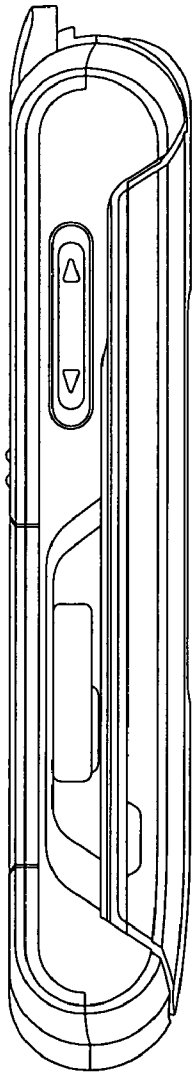


FIG. 5

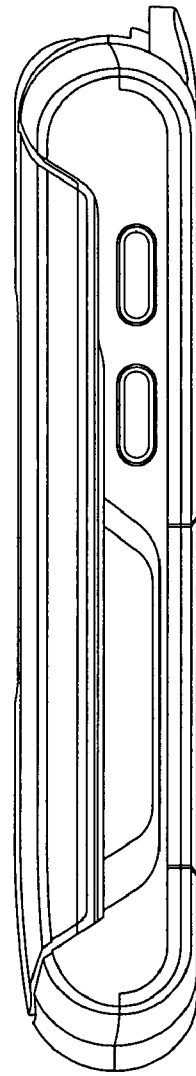


FIG. 6

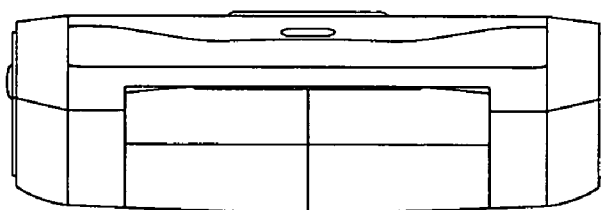


FIG. 7




FIG. 8

