



US00D350464S

United States Patent [19]
Colonello

[11] **Patent Number: Des. 350,464**
[45] **Date of Patent: ** Sep. 13, 1994**

[54] **DISC RAKE HEAD**
[75] **Inventor: Alexander Colonello, Winnipeg, Canada**
[73] **Assignee: Bay Bronze Industries, a division of Derlan Manufacturing Incorporated, Winnipeg, Canada**
[**] **Term: 14 Years**
[21] **Appl. No.: 15,025**
[22] **Filed: Nov. 8, 1993**
[52] **U.S. Cl. D8/13**
[58] **Field of Search D8/1, 13; 56/400.04, 56/400.21, 13.9**


2,355,840 8/1944 Ales et al. 56/400.21
4,741,150 5/1988 Saksun 56/400.21
Primary Examiner—Wallace R. Burke
Assistant Examiner—H. Baynham
Attorney, Agent, or Firm—Murray E. Thrift; Adrian D. Battison; Stanley G. Ade

[57] **CLAIM**
The ornamental design for a disc rake head, as shown and described.

DESCRIPTION

FIG. 1 is an isometric view of a disc rake head showing my new design;
FIG. 2 is a plan view;
FIG. 3 is a front view;
FIG. 4 is a bottom view;
FIG. 5 is a back view;
FIG. 6 is an end view, the opposite end being a mirror image thereof; and,
FIG. 7 is a sectional view along line 7—7 of FIG. 3.
The broken line showing of a portion of a handle is for illustrative purposes only and forms no part of the claimed design.

[56] **References Cited**
U.S. PATENT DOCUMENTS
D. 173,546 11/1954 Stromberg D8/13
D. 249,013 8/1978 Carman D8/13
D. 329,785 9/1992 Colonello D8/13
1,705,441 3/1929 Cramer 56/400.21
1,847,587 3/1932 Bartosz 56/400.21






FIG. 6



FIG. 7

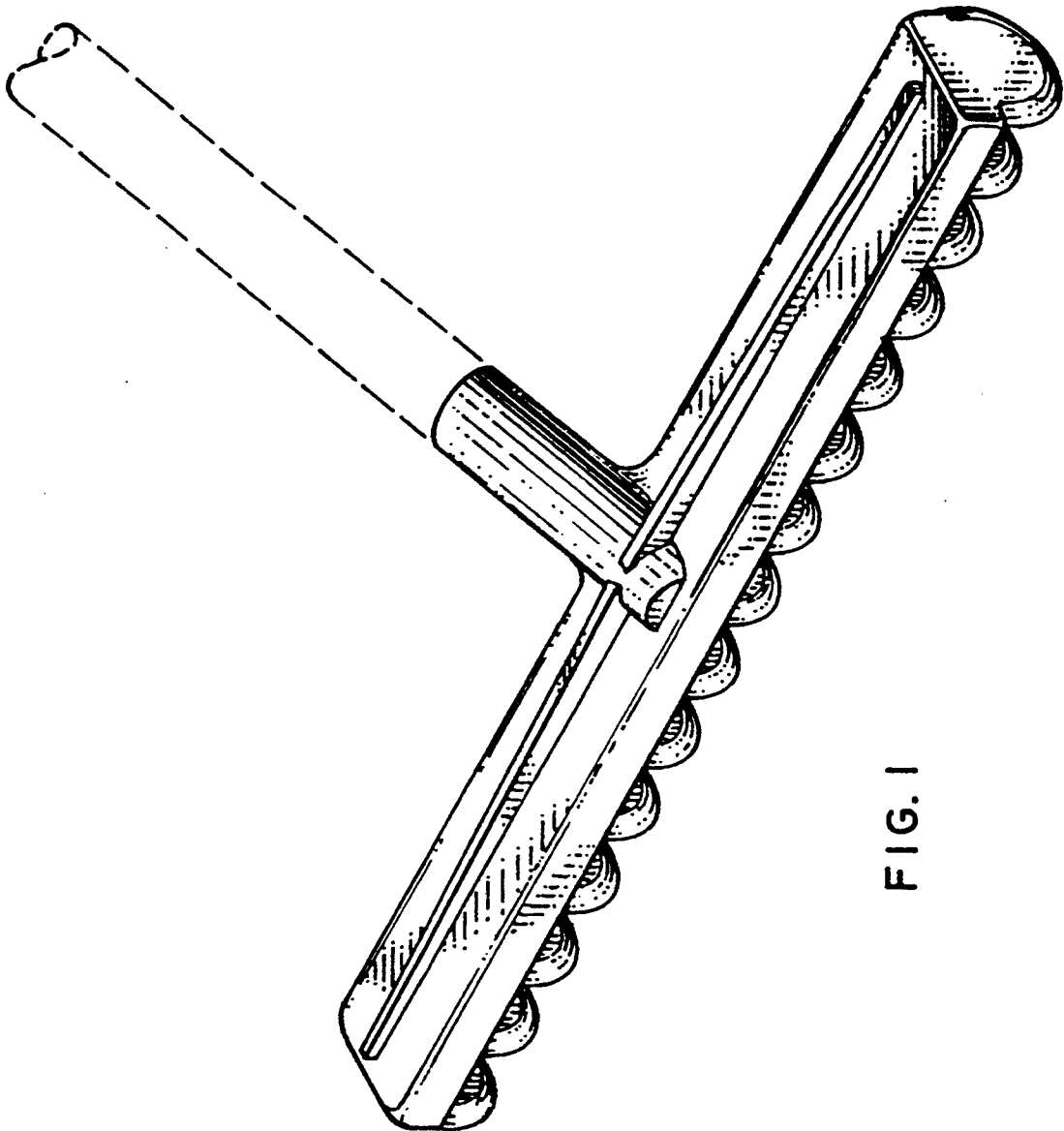


FIG. 1

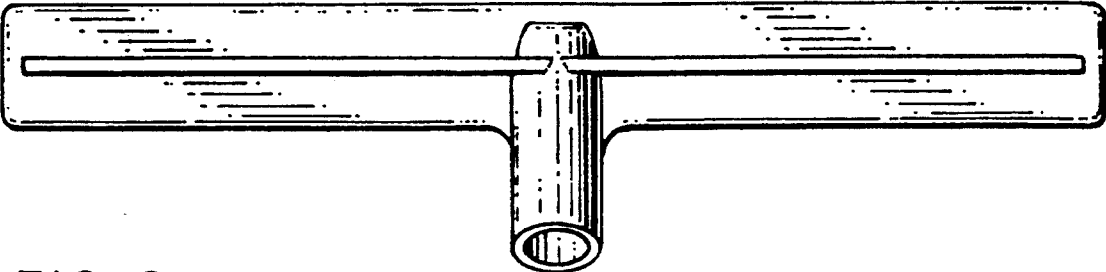


FIG. 2

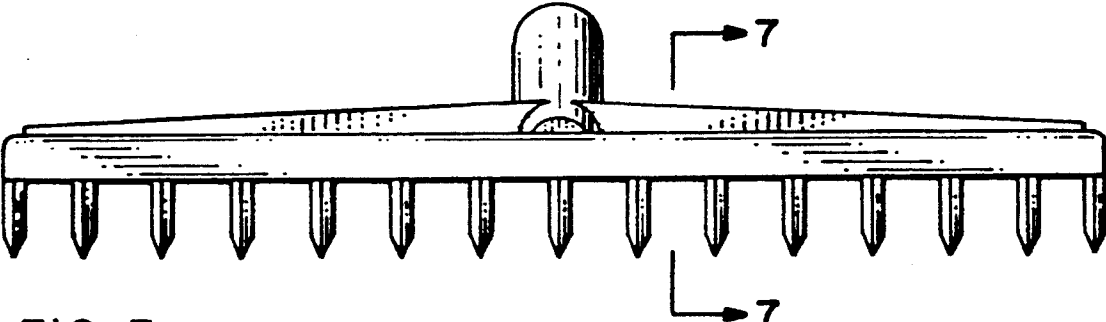


FIG. 3

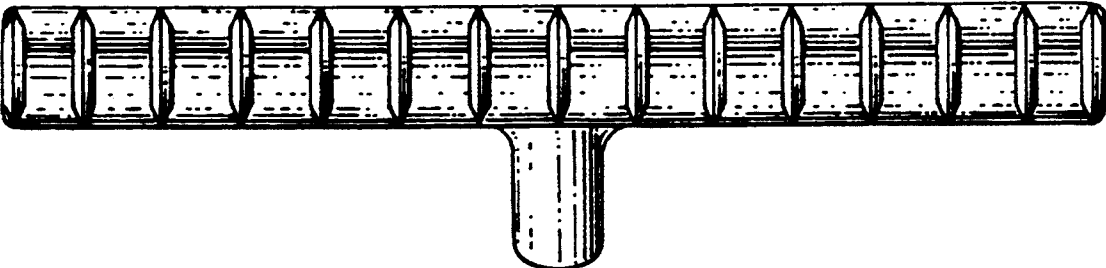


FIG. 4

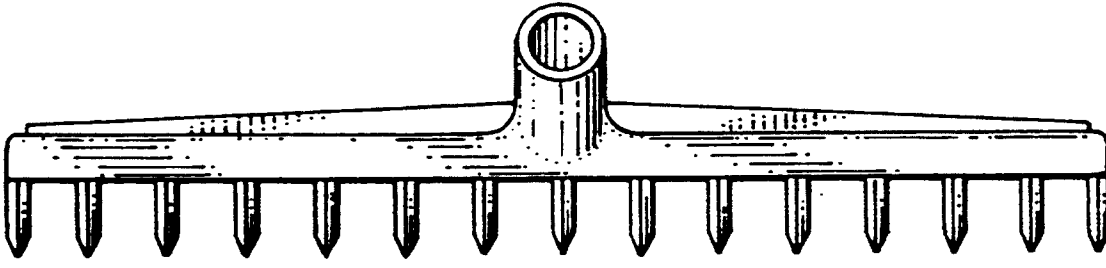


FIG. 5