



US00D487187S

(12) **United States Design Patent** (10) **Patent No.:** **US D487,187 S**
Goldman (45) **Date of Patent:** **** Mar. 2, 2004**

- (54) **SIDE ELEMENT OF A SHOE UPPER**
- (75) Inventor: **Michael S. Goldman**, Los Angeles, CA (US)
- (73) Assignee: **ACI International**, Los Angeles, CA (US)
- (**) Term: **14 Years**
- (21) Appl. No.: **29/177,338**
- (22) Filed: **Mar. 7, 2003**
- (51) **LOC (7) Cl.** **02-99**
- (52) **U.S. Cl.** **D2/972**
- (58) **Field of Search** D2/896, 902, 907, D2/943, 944, 969, 972-974; 36/45, 50.1, 77 M, 77 R, 83, 88, 113, 114, 126-130

- (56) **References Cited**
- U.S. PATENT DOCUMENTS**
- D227,822 S * 7/1973 Askew D2/907
- D239,983 S * 5/1976 Senter D2/907
- D447,617 S * 9/2001 Matis et al. D2/969
- D465,644 S * 11/2002 Belley et al. D2/969
- D465,910 S * 11/2002 Shepper D2/972
- D478,415 S * 8/2003 Masullo D2/972

* cited by examiner

Primary Examiner—Dominic Simone
(74) *Attorney, Agent, or Firm*—Greenberg Traurig LLP; Christopher Darrow

(57) **CLAIM**
The ornamental design for an side element of a shoe upper, as shown and described.

DESCRIPTION
FIG. 1 is a perspective view of an side element of a shoe upper showing the new design;
FIG. 2 is a side elevational view thereof;
FIG. 3 is a perspective view of an alternative embodiment of the shoe upper of the new design; and,
FIG. 4 is a side elevational view of the alternative embodiment.
The even broken lines in FIGS. 1 and 2 represent design elements. The uneven broken lines surrounding the design element represent the bounds of the claimed design. The uneven broken lines in all figures showing the remainder of the shoe are for illustrative purposes only and form no part of the claimed design.

1 Claim, 4 Drawing Sheets

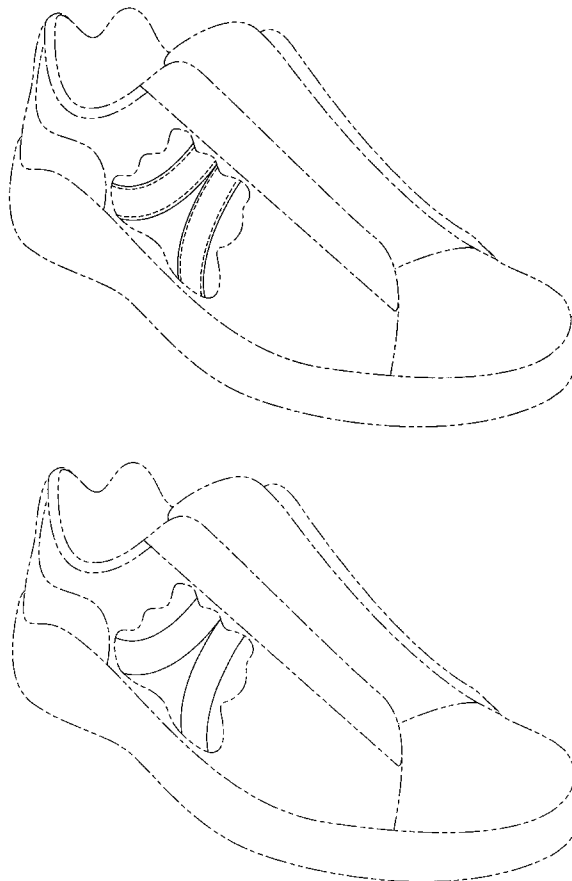


FIG. 1

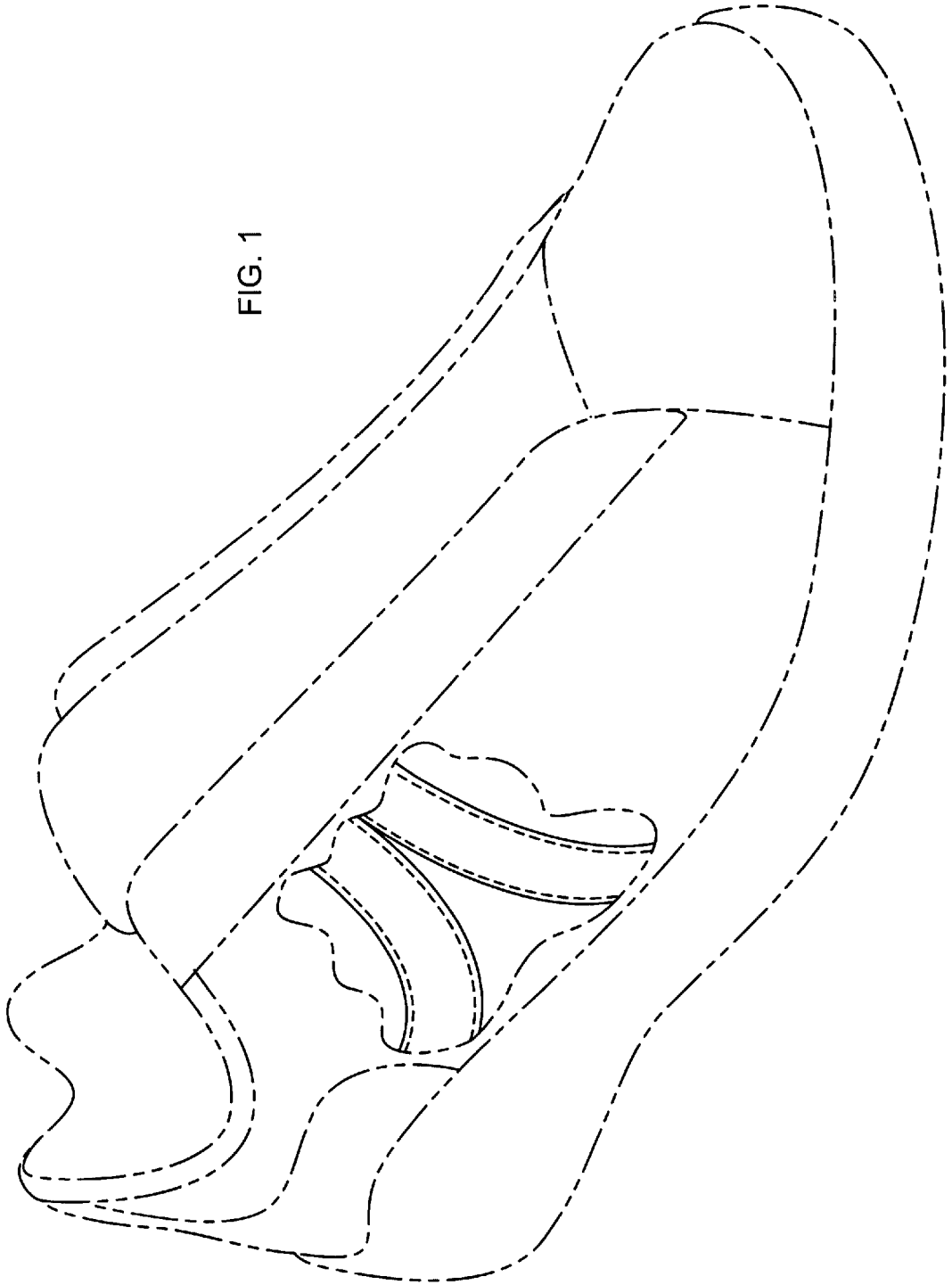


FIG. 2

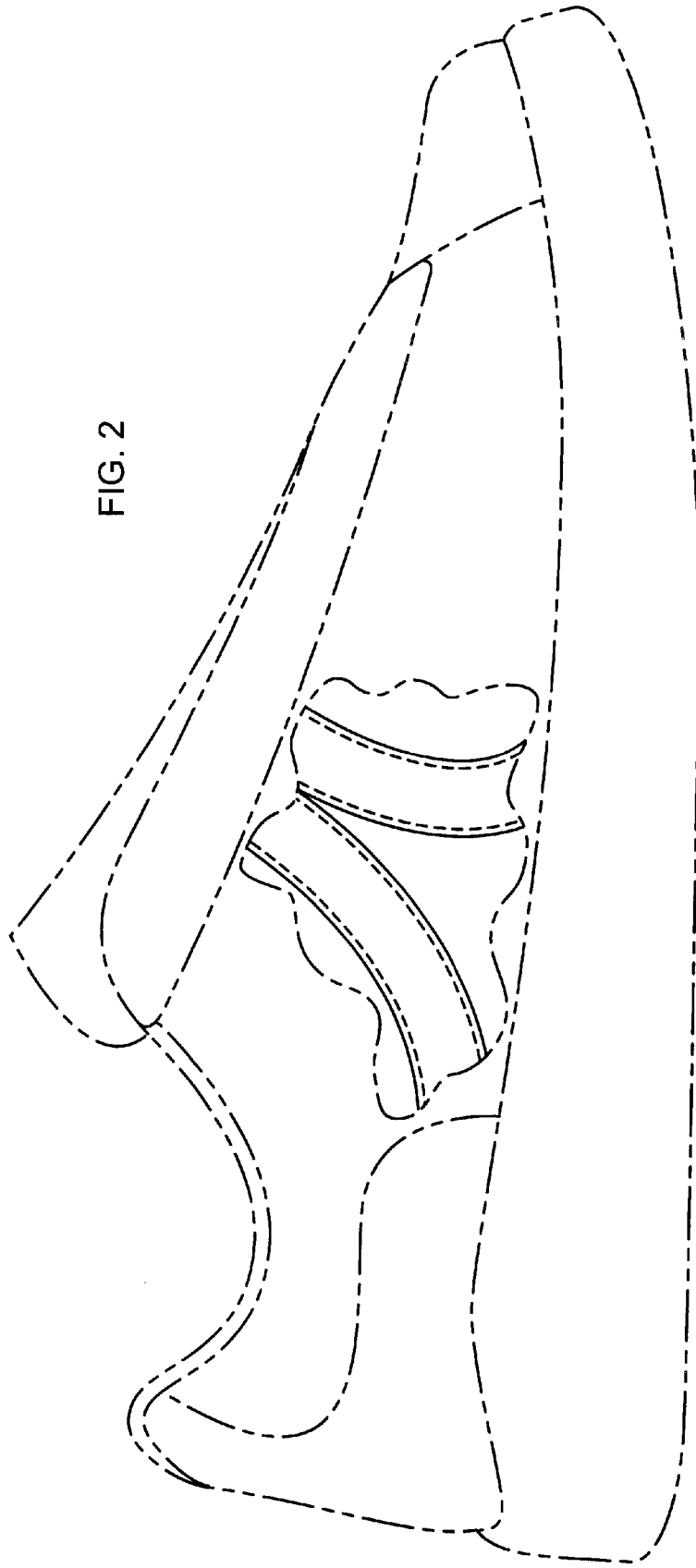


FIG. 3

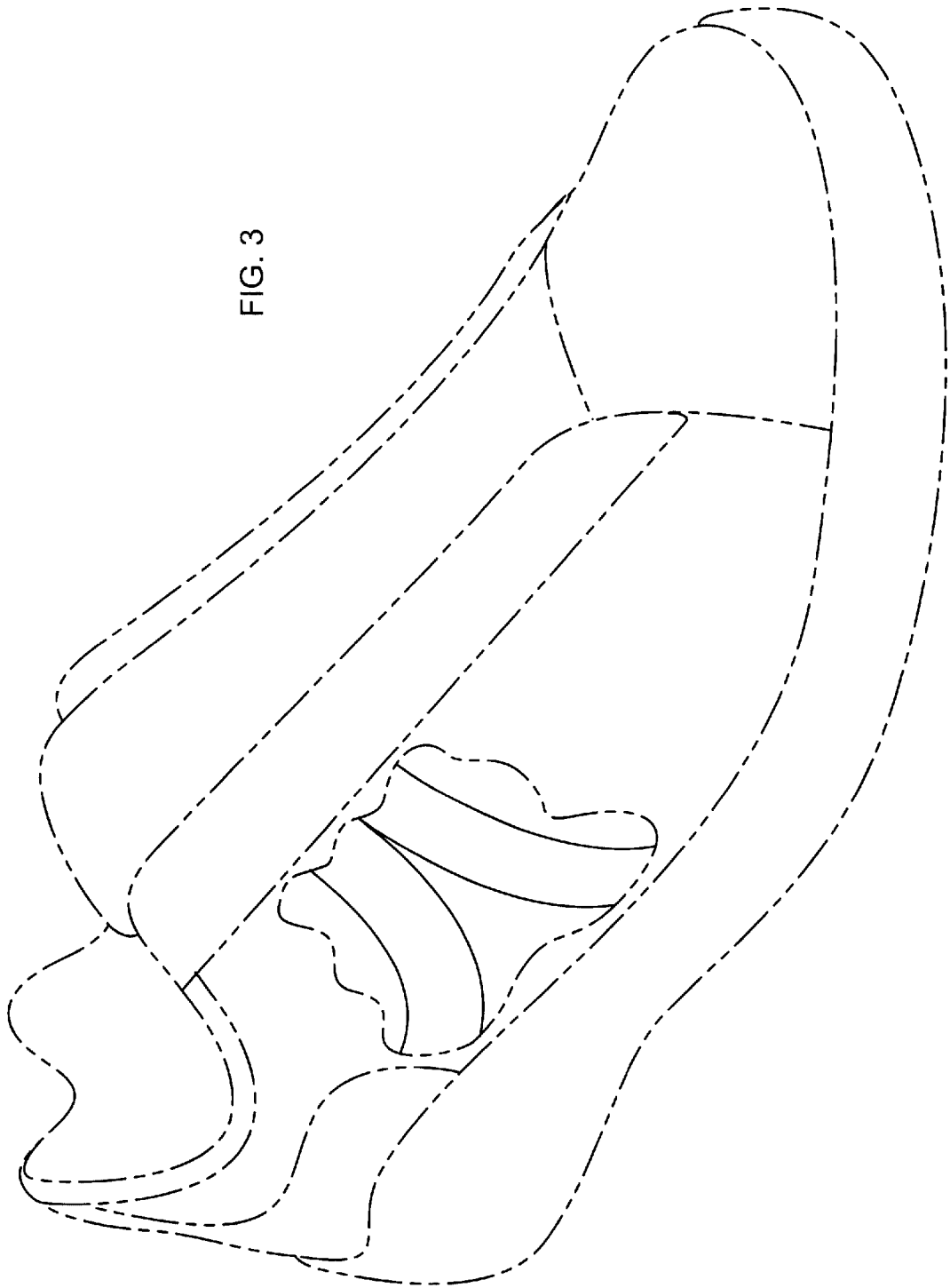


FIG. 4

