No. 687,815. Patented Dec. 3, 1901.

S. P. COE.

CIGAR CASE.

(Application filed July 20, 1900.)

(No Model.) 2 Sheets—Sheet 1.

Fig. 1.

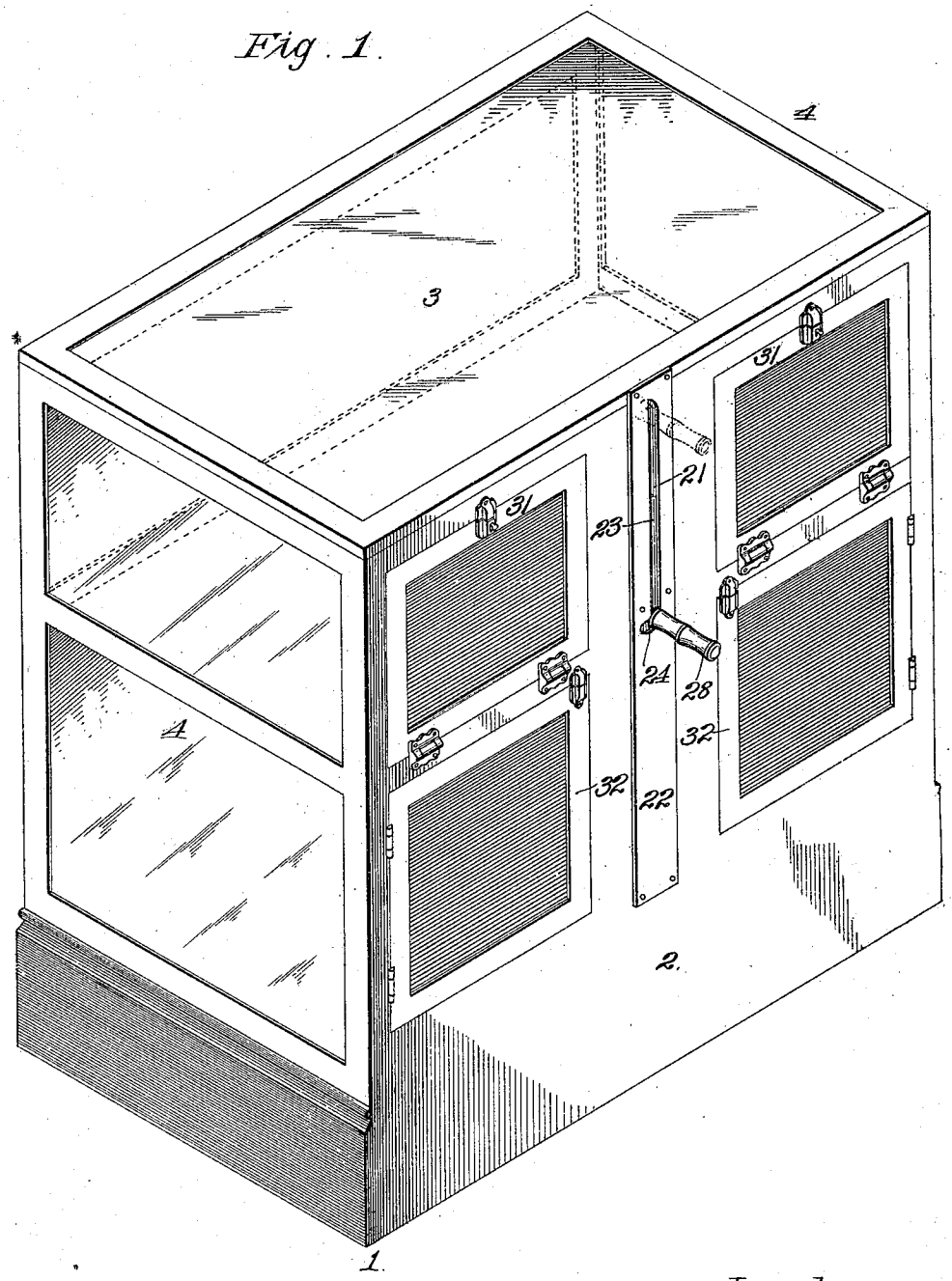

Witnesses:
H. C. Rodgers.
A. A. Cooper

Inventor
Sherman P. Coe.
By Fischer & Thorpe
Attys

THE NORRIS PETERS CO., PHOTO-LITHO., WASHINGTON, D. C.

No. 687,815. Patented Dec. 3, 1901.

S. P. COE.

CIGAR CASE.

(Application filed July 20, 1900.)

(No Model.) 2 Sheets—Sheet 2.

Fig. 2.

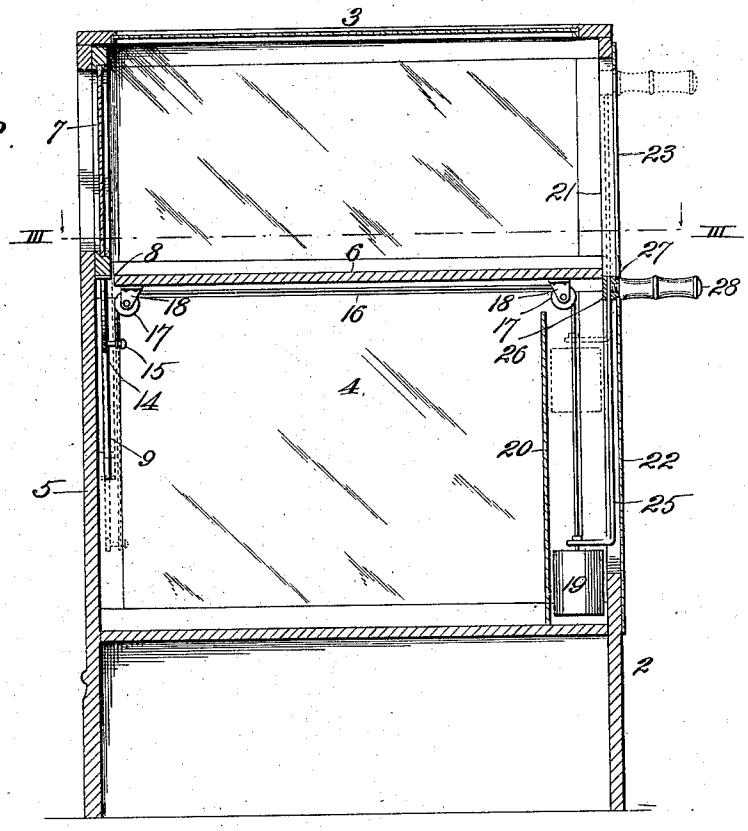

Fig. 4.

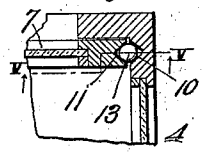

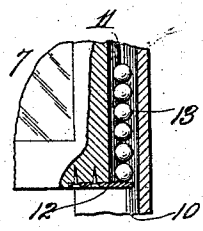

Fig. 5.

Fig. 3.

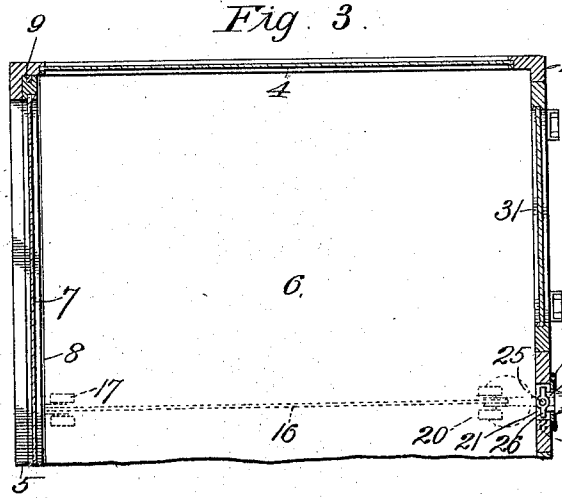

Fig. 6.

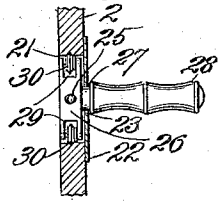

Witnesses:
H. C. Rodgers.
A. V. Cooper

Inventor
Sherman P. Coe.
By Fischer & Thorpe
attys.

THE NORRIS PETERS CO., PHOTO-LITHO., WASHINGTON, D. C.

UNITED STATES PATENT OFFICE.

SHERMAN P. COE, OF KANSAS CITY, MISSOURI.

CIGAR-CASE.

SPECIFICATION forming part of Letters Patent No. 687,815, dated December 3, 1901.

Application filed July 20, 1900. Serial No. 24,289. (No model.)

To all whom it may concern:

Be it known that I, SHERMAN P. COE, a citizen of the United States, residing at Kansas City, Jackson county, Missouri, have invented a new and useful Cigar-Case, of which the following is a specification.

My invention relates to display-cases for cigars and other articles which it is designed the purchaser shall select and reach into the case to withdraw; and it consists, essentially, of a case, preferably transparent, having its front side in the form of a counterbalanced door and means to reciprocate the door vertically and give or shut off access to the contents of the case.

The object of the invention is to produce a case of the character above outlined which is quick, easy, and noiseless of operation, ornamental in appearance, and simple, strong, durable, and approximately as cheap as an ordinary case of the same style, size, and finish.

To these ends the invention further consists in certain novel and peculiar features of construction and combinations of parts, as hereinafter described and claimed; and in order that the invention may be fully understood reference is to be had to the accompanying drawings, in which—

Figure 1 represents a perspective view of a cigar-case embodying my invention. Fig. 2 is a central vertical cross-section of the same. Fig. 3 is a section taken on the line III III of Fig. 2. Fig. 4 is an enlarged horizontal section showing the ball-bearing for the sliding door. Fig. 5 is a vertical section on the same scale as Fig. 4 to further disclose the ball-bearing construction of said door. Fig. 6 is an enlarged horizontal section of the back of the case, showing the handle-carrying cross-head provided with wheels or rollers to reduce friction to the minimum.

It is the well-known custom of cigar dealers to reach into the case from behind, take out a number of cigars, and lay them on the top of the case for the purchaser to select the one he desires. It is the practice also to remove the box and place it upon the case in contravention of law. These methods are objectionable for the reason that practically all of the cigars in each box have to be repeatedly handled and for the further reason that the boxes and cigars need to be rearranged at frequent intervals, so that the case shall always present a neat and attractive appearance.

The object of my invention is to eliminate these objectionable features by the provision of a case which will permit the purchaser to reach therein and select the cigar or cigars he desires without removing the box or disturbing its contents.

Referring now to the detail construction, 1 designates a case of rectangular form, by preference consisting of the back wall 2, of wood or equivalent material, a transparent top 3, transparent sides 4, and the lower portion of its front side, as at 5, of wood, by preference, said portion extending a little above the horizontal shelf 6, and above said shelf and forming the upper front portion is a transparent door 7, the same, like the transparent or glass sides of the case, being framed in wood in the customary or any preferred manner. This door is arranged to slide vertically at the rear side of front portion 5 and through the slot 8, formed between the same and the front edge of the horizontal shelf 6, and may have a tongue-and-groove connection, as shown at 9, with the front corners of the frame. It is preferred, however, in order that the door may operate more easily and noiselessly, that a ball-bearing relation be established between its vertical edges and the frame, and to this end the latter is provided with a vertical groove 10, equal to the height of the door plus the distance it travels, (see Fig. 2,) and the door is provided in its vertical edges with the similar grooves 11, closed at its ends by plates 12, one only of which appears (see Fig. 5) to hold in said grooves a series of balls 13, which operate in grooves or races 10 and 11. Midway its length the door is provided with a depending arm 14, from which projects inwardly a pin 15, connected to a cable or flexible connection 16, the same being guided over pulleys 17, journaled in brackets 18, suspended from shelf 6, and connected at its opposite end to the counterbalance-weight 19, arranged to reciprocate in the vertical space formed between the back wall and the guide 20, erected upon the bottom of the case.

21 designates a vertical slot in the back wall of the case and extending from the bottom nearly to the top thereof, a plate 22, secured

to the back wall, closing said slot and provided with a narrower slot 23, registering with the upper half of slot 21 and formed with an offset 24 at its lower end, for a purpose which hereinafter appears.

25 designates an angular rod connected at its lower end to the cable adjacent to weight 19 and having its long or vertical portion occupying slot 21 and secured at its upper end to the cross-head 26, said cross-head being of suitable length to prevent any undue lateral play in the comparatively wide slot 21, as shown clearly in Figs. 3 and 6. The cross-head is also provided with the rearwardly-projecting boss 27, fitting snugly in groove 23, and screwed or otherwise secured to said boss is a handle 28, by which the dealer, with the slightest of pressure upward or downward thereon, is enabled to lower or elevate the sliding door.

To lock the door in its closed position, the operator shoves the handle to one side into the registering offset 24 of slot 23, and this makes it necessary before the door can be opened for the handle to be again brought into vertical alinement with slot 23. With the cross-head fitting snugly in slot 21 it would be impossible to thus shunt the handle. Consequently the said slot is provided with a registering offset, as shown at 21^a, to receive the cross-head in the lateral movement of the handle. To insure a perfectly-straight reciprocation of the handle and at the same time reduce friction to the minimum, the outer ends of the cross-head may be bifurcated, as at 29, (see Fig. 6,) and carry therein wheels or rollers 30 to engage the opposite sides of slot 23.

Assuming that the case is closed and locked by the engagement of handle 28 with the offset 24 of slot 23, the cigars in boxes upon shelf 6 and placed upon said shelf through the doors 31 in the back wall are placed within reach of the purchaser by moving said handle laterally and upward in slot 23, this action being effected easily and noiselessly, because the door is counterbalanced and is mounted on ball-bearings. The door is re-elevated or closed as easily by simply depressing the handle and is locked to prevent a person at the front of the case from opening the door by shunting the handle into the offset 24.

The bottom of the case, as it forms no special part of this invention, need not be referred to particularly, but, as usual, access is had thereto through the medium of doors 32.

From the above description it will be apparent that I have produced a cigar-case which embodies the features of advantage enumerated as desirable in the statement of invention, and while I have illustrated and described the preferred embodiment of the invention it is to be understood that I reserve the right to make all changes which properly fall within its spirit and scope.

Having thus described the invention, what I claim as new, and desire to secure by Letters Patent, is—

1. A cigar-case, provided with a slot in one wall, and an opening in another, through which opening the purchaser has access to the contents of the case, a door arranged to slide and close or expose said opening, a cross-head arranged to reciprocate in said slot, a handle connected to the cross-head, a counterbalance-weight conected to the handle, and a flexible connection between said weight and the door, substantially as described.

2. A cigar-case, provided with a slot in its back wall, a shelf, and a slot at the front edge of the shelf, a door arranged to reciprocate vertically through the last-named slot, a cross-head arranged to reciprocate in the slot in the back wall, a rod attached to the cross-head, a flexible connection between said rod and the door, a handle connected to the cross-head and projecting through the slot of the back wall, and means to counterbalance the weight of the door and assist the operator to elevate it, substantially as described.

3. A cigar-case, provided with a slot in one wall, and an opening through which the purchaser has access to the contents of the case, a sliding door to cover or uncover said opening, a handle arranged to reciprocate in said slot, a counterbalance-weight connected to the handle, a cable suitably guided and connected at its front end to the door and at its rear end to said weight, and a rod depending from the handle and connected to elevate said weight and thereby open said door, substantially as described.

4. A cigar-case provided with a slot in its back wall, a shelf and a slot at the front edge of the shelf, a door arranged to reciprocate vertically through the last-named slot, and give or shut off access to the interior of the case above said shelf, a cross-head arranged to reciprocate in said vertical slot, a weight connected to said cross-head, a flexible connection suitably guided between said weight and the door, and a handle secured to the cross-head to reciprocate the latter, substantially as described.

5. A cigar-case provided with a vertical slot in the back wall, a plate closing the upper side of said slot and provided with a narrower vertical slot registering with the upper portion of the last-named slot and having an offset at its lower end, a shelf, a slot at the front edge of said shelf, a door arranged to reciprocate vertically through the last-named slot and give or shut off access to the interior of the case above said shelf, a cross-head arranged to reciprocate vertically in the back-wall slot, a rod occupying said slot and secured at its upper end to the cross-head, a weight suitably guided, pulleys suspended from the shelf, an arm depending from the door, a flexible connection engaging said pulleys and attached at its opposite ends to said arm and said weight and also attached

to said rod, and a handle secured to the cross-head and projecting through the slot having the offset, substantially as described.

6. A cover-support, comprising a cord connected at one end with a cover, pulleys over which passes said cord, a counterweight on the other end of the cord, a fixed and longitudinally-slotted guideway for the counterweight, and a handle on said counterweight and extending through the elongated slot in said guideway, the upper and lower walls of the slot forming stops for the handle, as set forth.

In testimony whereof I affix my signature in the presence of two witnesses.

SHERMAN P. COE.

Witnesses:
H. C. RODGERS,
G. Y. THORPE.