



US00D615342S

(12) **United States Design Patent**
Parikh

(10) **Patent No.:** **US D615,342 S**

(45) **Date of Patent:** **** May 11, 2010**

(54) **SOLAR VESSEL**

5,915,376 A * 6/1999 McLean 126/653
D508,815 S * 8/2005 Essig et al. D7/324

(76) Inventor: **Alomi O. Parikh**, 19 Fox Meadow La.,
Holmdel, NJ (US) 07733

* cited by examiner

Primary Examiner—Catherine R Oliver

(**) Term: **14 Years**

(57) **CLAIM**

(21) Appl. No.: **29/346,235**

The ornamental design for a solar vessel, as shown and described.

(22) Filed: **Oct. 28, 2009**

(51) **LOC (9) Cl.** **07-02**

(52) **U.S. Cl.** **D7/324**

(58) **Field of Classification Search** D7/324,
D7/323, 326, 338–340, 354, 402, 605, 500,
D7/580; 126/681–682, 606–607, 600, 25 R,
126/698, 655, 653, 708, 908

See application file for complete search history.

DESCRIPTION

FIG. 1 is a perspective view of a solar vessel showing my new design;

FIG. 2 is a front elevation view thereof, the rear elevation view being a minor image thereof;

FIG. 3 is a right side elevation view thereof, the left side elevation view being a mirror image thereof;

FIG. 4 is a top plan view thereof; and,


FIG. 5 is a bottom plan view thereof.

(56) **References Cited**

U.S. PATENT DOCUMENTS

D228,373 S * 9/1973 Clevert D7/324
D259,694 S * 6/1981 Halacy, Jr. D7/324

1 Claim, 1 Drawing Sheet






Fig. 1

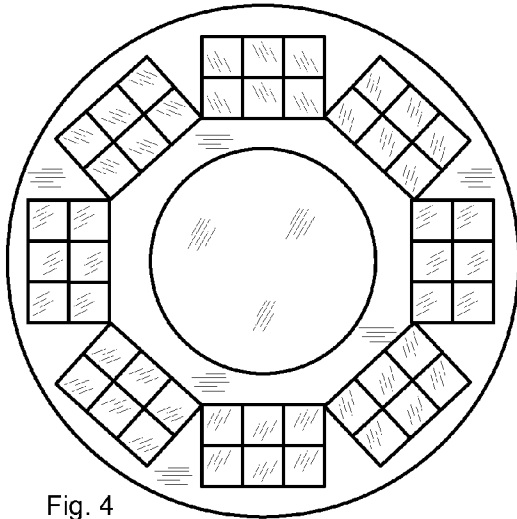


Fig. 4

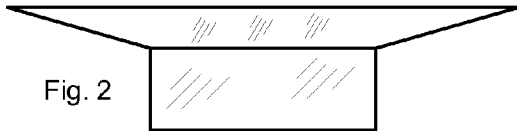


Fig. 2

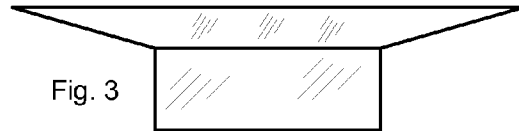


Fig. 3

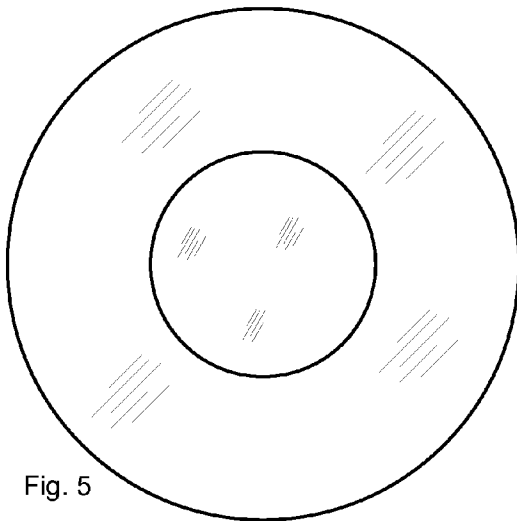


Fig. 5