

W. A. JORDAN.

Bale-Tie.

No. 163,380.

Patented May 18, 1875.

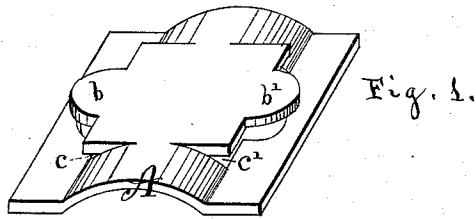


Fig. 2.

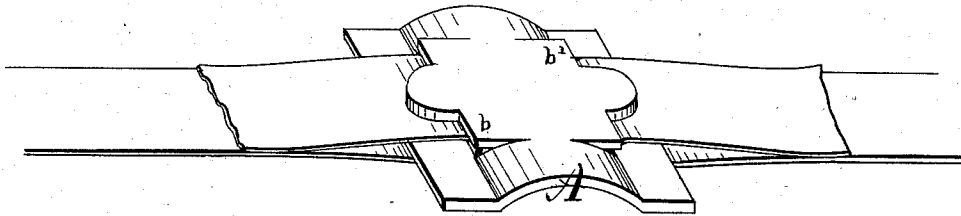



Fig. 5.



WITNESSES.

H. A. Jentling
Hugh Person

INVENTOR.

William, A. Jordan

UNITED STATES PATENT OFFICE.

WILLIAM A. JORDAN, OF NEW ORLEANS, LA., ASSIGNOR OF ONE-HALF HIS
RIGHT TO GEO. S. ROUDEBUSH, OF CRYSTAL SPRINGS, MISS.

IMPROVEMENT IN BALE-TIES.

Specification forming part of Letters Patent No. 163,380, dated May 18, 1875; application filed
January 16, 1875.

To all whom it may concern:

Be it known that I, WILLIAM A. JORDAN, a resident of the city of New Orleans and State of Louisiana, have invented a certain new and useful Improvement in Bale-Ties; and I do hereby declare the following to be a full, clear, and correct description of the same, reference being had to the annexed drawings, making a part of this specification.

My invention relates to an improved device for securing the ends of metallic bands surrounding bales of cotton or other merchandize.

The special object of my improvement is to prevent, by means of friction-lips, the short ends of the bands from springing back and slipping out of their respective recesses in the tie-plate when the strain is brought to bear upon them by the expansion of the bale.

The construction of my improved device and its mode of application will be much more readily understood by referring to the drawing, on which—

Figure 1 represents a perspective view of my invention. Fig. 2 is also a perspective view, showing the manner in which the short ends of the bale-band are held when the fastening is complete. Fig. 3 is a longitudinal section of the device, with the opposite ends of a bale-band secured thereto.

From the position which the short ends of the band are forced to assume by reason of their impinging against the friction-lips of the device, as shown at Figs. 2 and 3, it is evident that the fastening will hold equally well whether the lips of the device and short ends of the bands be facing to or from the bale.

Referring to the drawing, A represents my improved tie-plate; and *b b'* the friction lips or guards, which are stamped from the interior of the plate by means of a pair of suitable dies and a press. It will be observed that the

central portion of these lips project somewhat beyond the lips proper, and that the plate itself is arched from the bearings of the device, the crown of the said arch forming the base of the lips. The arch or curve of tie-plate not only provides more facility for the insertion of the ends of the bands through the recesses *c c'*, but serves to draw the band-seats nearer together, hence allowing the lips as well as their projections to extend a considerable distance forward over the folded ends of the bands.

If preferred, the lips *b b'* may be provided with two or more projections, as shown; although this is not deemed necessary, inasmuch as the lips, without the central projections, will answer all practical purposes, and which is due to the arch formation of the plate; but, should the plate be flat, and the slots provided for the insertion of the bands, being the result of depressing or arching the tongue, then the projections on the lips *b b'* are important, as they, and they alone, would provide the bearings against which the short end of the band would impinge.

It is proper herein to mention that, although my plate is described as being curved from the band-seats, the same object, viz., the projection of the lips over the said band-seats, may be accomplished by raising the center of the tie-plate in any other form.

Having described my invention, what I claim as new, and desire to secure by Letters Patent, is—

A bale-tie, from the raised portion of which lips extend forward over the band-seat, as and for the purposes set forth.

WILLIAM A. JORDAN.

Witnesses:

H. N. JENKINS,
T. J. ROACH.