
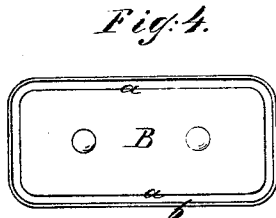
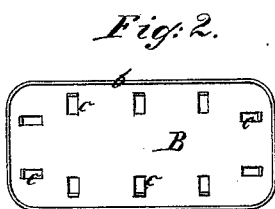
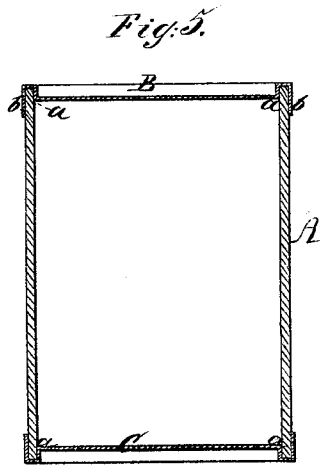
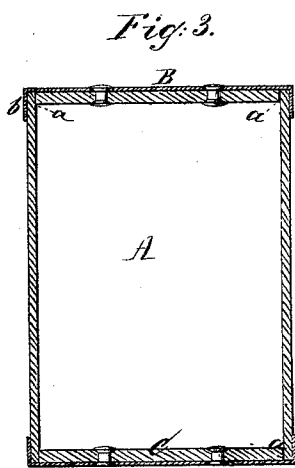
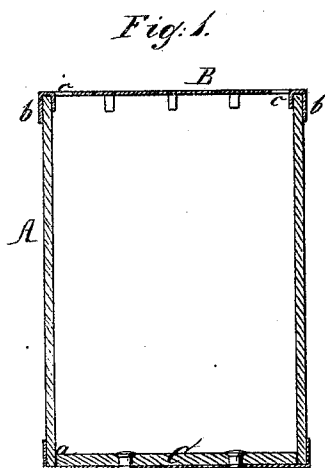


ROBERT B. DAVIS.

Improvement in Boxes.

No. 126,272.

Patented April 30, 1872.



*Witnesses:*  
Ernst Bilhuber.  
C. Wahlers.

*Inventor:*  
Robert B. Davis  
per  
Van Santvoord & Haupt  
Attys

# UNITED STATES PATENT OFFICE.

ROBERT B. DAVIS, OF NEW YORK, N. Y.

## IMPROVEMENT IN BOXES.

Specification forming part of Letters Patent No. 126,272, dated April 30, 1872.

*To all whom it may concern:*

Be it known that I, ROBERT B. DAVIS, of the city, county, and State of New York, have invented a new and useful Improvement in Boxes; and I do hereby declare the following to be a full, clear, and exact description thereof, which will enable those skilled in the art to make and use the same, reference being had to the accompanying drawing forming part of this specification, in which drawing—

Figure 1 represents a vertical central section of my invention. Fig. 2 is an inverted plan of the head detached. Fig. 3 is a vertical central section of a modification of my box. Fig. 4 is an inverted plan of its head or bottom. Fig. 5 is another modification of my box. Fig. 6 is an inverted plan of its head or bottom.

Similar letters indicate corresponding parts.

This invention consists in the arrangement of a supporting-shoulder and of an outside flange on the head or bottom of a box in such a manner that between said shoulder and flange an annular space is formed for the reception of the edge of the body of the box, and by these means the box is materially strengthened, particularly against external pressure tending to crush the same. If the head of the box is made of sheet metal, the supporting-shoulder may be formed by spurs punched out of the metal composing said head, and leaving said head perforated, so that when the outside covering of the box is removed the box can be used like a cruet. In some cases the supporting-shoulder is formed by punching the central portion of the head down.

In the drawing, the letter A designates the body of my box, which may be constructed of paper, pasteboard, sheet metal, or any other suitable material. On this body is fitted a head, B, and a bottom, C, both of which are formed with a supporting-shoulder, *a*, fitting nicely in the interior of the body, and with an outside flange, *b*, projecting over the edge of the body, as shown in Figs. 1, 3, and 5 of the

drawing. Said head and bottom are, by preference, made of sheet metal, and in this case the supporting-shoulder may be formed of a series of spurs, which are punched in, as shown in Figs. 1 and 2.

By the operation of punching in said spurs perforations *c* are produced in the head, and if the outside covering is taken off the contents of the box, when in the form of a powder or in a granulated state, can be easily discharged without removing the head. The supporting-shoulder may, however, be also formed by fastening to the inner surface of the head or bottom a piece of pasteboard, wood, or other suitable material of sufficient thickness to perform the desired object, and of such a size as to fit the body of the box, (see Figs. 2 and 3;) or, if desired, the central portion of the head or bottom may be stamped down, as shown in Figs. 5 and 6, so as to produce the required supporting-shoulder.

In either of these two last-named cases a continuous annular space is formed between the supporting-shoulder and the outside flange for the reception of the edge of the body of the box.

By this arrangement great strength is imparted to my box, and the contents of the box are not liable to leak out if said box should be exposed to an external pressure which would be liable to crush a box of the ordinary description.

What I claim as new, and desire to secure by Letters Patent, is—

The head or bottom of the box A, provided with an outside flange, *b*, and an inner supporting-shoulder, as shown, all constructed and arranged substantially as described, for the purpose set forth.

This specification signed by me this 20th March, 1872.

ROBT. B. DAVIS.

Witnesses:

W. HAUFF,  
E. F. KASTENHUBER.