



(11) **EP 2 937 859 A2**

(12) **EUROPEAN PATENT APPLICATION**

(43) Date of publication:
28.10.2015 Bulletin 2015/44

(51) Int Cl.:
G10K 11/168^(2006.01)

(21) Application number: **15164836.7**

(22) Date of filing: **23.04.2015**

(84) Designated Contracting States:
AL AT BE BG CH CY CZ DE DK EE ES FI FR GB GR HR HU IE IS IT LI LT LU LV MC MK MT NL NO PL PT RO RS SE SI SK SM TR
Designated Extension States:
BA ME
Designated Validation States:
MA

(71) Applicant: **Hyundai Motor Company**
Seoul 137-938 (KR)

(72) Inventor: **Kim, Min Su**
680-744 Ulsan (KR)

(74) Representative: **Isarpatent**
Patentanwälte Behnisch Barth Charles
Hassa Peckmann & Partner mbB
Friedrichstrasse 31
80801 München (DE)

(30) Priority: **23.04.2014 KR 20140048459**
15.12.2014 KR 20140180236

(54) **DASH PAD FOR VEHICLE**

(57) Disclosed is a low-weight sound-absorbing type dash pad for a vehicle which can maximize sound-absorbing and sound blocking performances, reduce manufacturing cost and steps of processes, and improve in-line work efficiency. In particular, the low-weight sound-absorbing type dash pad for a vehicle is manufactured

by bonding a first sound-absorbing layer made of microfibers, a sound-blocking layer made of thermoplastic resin, and a second sound-absorbing layer made of thermoplastic fiber or thermoplastic multi-lobal fiber to each other.

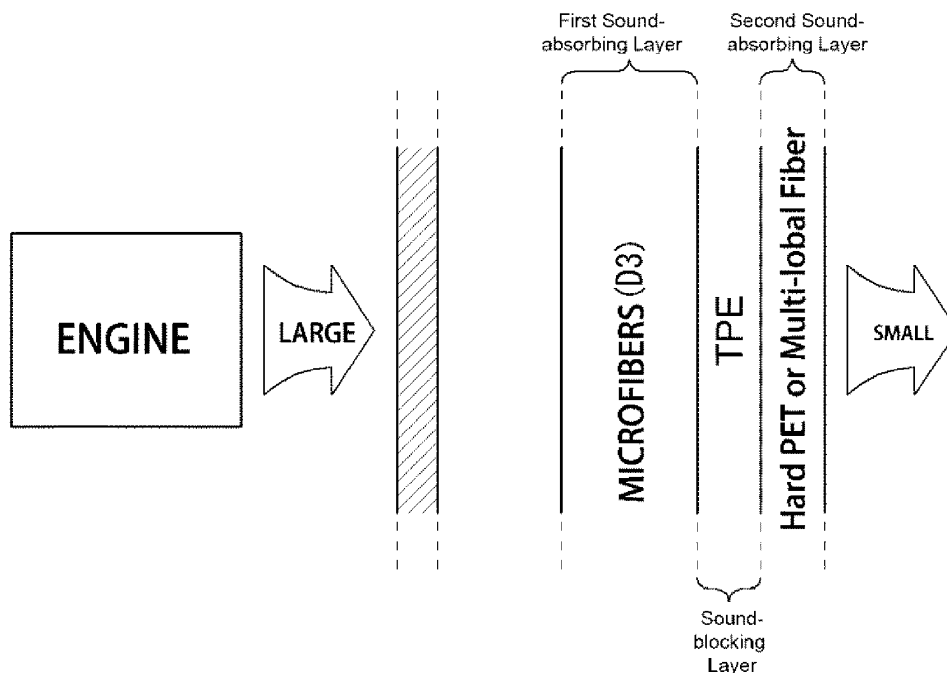


FIG.2

Description

TECHNICAL FIELD

5 **[0001]** The present invention relates to a low-weight sound-absorbing type dash pad. In particular, the low-weight sound-absorbing type dash pad may be formed by bonding a sound-absorbing layer made of microfibers and a sound-blocking layer to each other.

BACKGROUND

10 **[0002]** In general, a dash panel as a sound-absorbing/blocking member is mounted at the boundary between an engine room and an indoor of a vehicle and absorbs and blocks engine noise transmitted to the indoor is mounted on the dash panel.

15 **[0003]** Accordingly, the dash pad may block, remove, and absorb noise from the engine and may prevent high or low-frequency complex energy generated in driving from being transmitted to the indoor of the vehicle.

[0004] For example, the dash pads for vehicles in the related art may have structures formed by stacking different materials having different thicknesses and weight based on the types of vehicles, as listed in the following Table 1.

[Table 1]

Item	Existing dash pad (Arrangement : Sound-absorbing layer -> Sound-blocking layer)
1	PU(85K) + PA6 film (50g) + TPE (2.5t) + PET (1,000g) [or Modified cross-section fiber (1,000g)] : Large-size car PA6 film : To bond an sound-absorbing layer and a sound-blocking layer (functioning as an adhesive)
2	PU(85K) + PA6 film (50g) + Hard PET(1,000g) : Small-sized car, gasoline PU(85K) + H/Layer (1.5t) + Hard PET(1,000g) : Small-sized car, diesel
3	PU(85K) + PA6 film (50g) + Hard PET(800g) :RV gasoline PU(85K) +EVA(2.0t) + Hard PET(800g): RV diesel
4	Soft PET + Hard PET

20 **[0005]** The dash pads listed in Table 1, as illustrated in FIG. 1, may have stacked structures of two to four layers including a sound-absorbing layer at the engine room side and a sound-blocking layer at the indoor.

25 **[0006]** Although the conventional dash pads are manufactured in the structures formed by stacking different materials in two to four layers for the types of vehicles in order to improve sound-absorbing/blocking performance, the PU material has been used for the sound-absorbing layer and the hard PET also has been used for the sound-blocking layer, and thus, the weight and manufacturing costs may generally increased to improve sound-absorbing/blocking performance for each type of vehicles.

30 **[0007]** Moreover, a start mold and a mass production mold may be required for testing performance in mass production, and further, a mold, a trimming mold, and a PU foaming mold may be used for producing actual products, such that the investment cost and manufacturing cost have increased. Further, there is a need of a film (PA6) for bonding the sound-absorbing layer and the sound-blocking layer, and thus the manufacturing cost and the number of process may increase.

35 **[0008]** The above information disclosed in this Background section is only for enhancement of understanding of the background of the invention and therefore it may include information that does not form the prior art that is already known in this country to a person of ordinary skill in the art.

SUMMARY OF THE INVENTION

40 **[0009]** Thus, the present invention has been made in an effort to solve the above-described problems associated with the related arts.

[0010] Accordingly, the present invention provides a low-weight sound-absorbing type dash pad for a vehicle thereby maximizing sound-absorbing/blocking performance and reducing noise in the interior of a vehicle.

45 **[0011]** Further, the present invention provides a low-weight sound-absorbing type dash pad for a vehicle which may be manufactured with reduced steps of processes and improved in-line work efficiency, thereby improving fuel efficiency with reduction in weight and reducing manufacturing cost of a vehicle.

[0012] In one aspect, according to an exemplary embodiment of the present invention, the present invention provides a low-weight sound-absorbing type dash pad for a vehicle. The low-weight sound-absorbing type dash pad may comprise:

a first sound-absorbing layer made of microfibers; a sound-blocking layer made of thermoplastic resin; and a second sound-absorbing layer made of thermoplastic fiber or thermoplastic multi-lobal fiber. For example, the low-weight sound-absorbing type dash pad may be manufactured by bonding the first sound-absorbing layer made of microfibers, the sound-blocking layer made of thermoplastic resin, and the second sound-absorbing layer made of thermoplastic fiber or thermoplastic multi-lobal fiber to each other.

[0013] In particular, the microfibers may be obtained by twisting melt-blown polypropylene fibers and polypropylene staple fibers together in about 100 to about 1,000 g/m².

[0014] The sound-blocking layer may be made of one or two selected from olefin-based resin and thermoplastic elastomer, and may have a unit weight of about 100 to 5,000 g/m².

[0015] The second sound-absorbing layer may be made of non-woven fabric of polyethylene terephthalate (PET) containing low-melting fibers in an amount of about 10 wt% to 50 wt% based on the total weight of the second sound-absorbing layer. The low-melting fibers may be composite fibers of polyethylene/polyethylene terephthalate, composite fibers of polyethylene/polypropylene, or composite fibers of polypropylene/polyethylene terephthalate, and may have a unit weight of 100 to 2,000 g/m².

[0016] The dash pad may be installed on a dash panel in a vehicle and the first sound-absorbing layer may be disposed close to the engine room that is an inflow side of noise.

[0017] Further provided is a vehicle that comprises the dash pad described herein.

[0018] Still further provided is a method of manufacturing the low-weight sound-absorbing type dash pad for a vehicle as described herein. For example, the method may comprise: bonding a first sound-absorbing layer made of microfibers, a sound-blocking layer made of thermoplastic resin, and a second sound-absorbing layer made of thermoplastic fiber or thermoplastic multi-lobal fiber, to each other.

[0019] The present invention may provide the following effects from various exemplary embodiments.

[0020] First, since the microfibers of about 100 to about 1,000 g per area (m²) is used as a sound-absorbing layer and bonded to a sound-blocking layer, the sound-absorbing/blocking performance may be maximized due to substantial sound-absorbing performance of microfibers and the weight thereof may be reduced.

[0021] Second, since microfibers are used instead of polyurethane that is generally used for sound-absorbing layers in the related art, a polyurethane foaming mold may not be needed, and accordingly, productivity may be improved and manufacturing cost may be reduced.

[0022] Third, since PA6 film and a bonding process may not be necessary for bonding a sound-absorbing layer and a sound-blocking layer which are used in the related art, manufacturing cost and steps of processes may be reduced.

[0023] Other aspects of the invention are discussed infra.

BRIEF DESCRIPTION OF THE DRAWINGS

[0024] The above and other features of the present invention will now be described in detail with reference to exemplary embodiments thereof illustrated in the accompanying drawings which are given hereinbelow by way of illustration only, and thus are not limitative of the present invention, and wherein:

FIGS. 1A -1D illustrate general configurations of dash pads in the related arts;

FIG. 2 illustrates an exemplary configuration of an exemplary low-weight sound-absorbing type dash pad for a vehicle according to an exemplary embodiment of the present invention;

FIG. 3 is an exemplary graph showing an exemplary sound-absorbing test result of an exemplary low-weight sound-absorbing type dash pad for a vehicle according to an exemplary embodiment of the present invention; and

FIG. 4 is an exemplary graph illustrating an exemplary sound-blocking test result of a low-weight sound-absorbing type dash pad for a vehicle according to an exemplary embodiment of the present invention.

[0025] It should be understood that the appended drawings are not necessarily to scale, presenting a somewhat simplified representation of various preferred features illustrative of the basic principles of the invention. The specific design features of the present invention as disclosed herein, including, for example, specific dimensions, orientations, locations, and shapes will be determined in part by the particular intended application and use environment.

[0026] In the figures, reference numbers refer to the same or equivalent parts of the present invention throughout the several figures of the drawing.

DETAILED DESCRIPTION

5 [0027] It is understood that the term "vehicle" or "vehicular" or other similar term as used herein is inclusive of motor vehicles in general such as passenger automobiles including sports utility vehicles (SUV), buses, trucks, various commercial vehicles, watercraft including a variety of boats and ships, aircraft, and the like, and includes hybrid vehicles, electric vehicles, plug-in hybrid electric vehicles, hydrogen-powered vehicles and other alternative fuel vehicles (for example, fuels derived from resources other than petroleum). As referred to herein, a hybrid vehicle is a vehicle that has two or more sources of power, for example both gasoline-powered and electric-powered vehicles.

10 [0028] The terminology used herein is for the purpose of describing particular exemplary embodiments only and is not intended to be limiting of the invention. As used herein, the singular forms "a", "an" and "the" are intended to include the plural forms as well, unless the context clearly indicates otherwise. It will be further understood that the terms "comprises" and/or "comprising," when used in this specification, specify the presence of stated features, integers, steps, operations, elements, and/or components, but do not preclude the presence or addition of one or more other features, integers, steps, operations, elements, components, and/or groups thereof. As used herein, the term "and/or" includes any and all combinations of one or more of the associated listed items.

15 [0029] Unless specifically stated or obvious from context, as used herein, the term "about" is understood as within a range of normal tolerance in the art, for example within 2 standard deviations of the mean. "About" can be understood as within 10%, 9%, 8%, 7%, 6%, 5%, 4%, 3%, 2%, 1%, 0.5%, 0.1%, 0.05%, or 0.01% of the stated value. Unless otherwise clear from the context, all numerical values provided herein are modified by the term "about."

20 [0030] Hereinafter reference will now be made in detail to various embodiments of the present invention, examples of which are illustrated in the accompanying drawings and described below. While the invention will be described in conjunction with exemplary embodiments, it will be understood that present description is not intended to limit the invention to those exemplary embodiments. On the contrary, the invention is intended to cover not only the exemplary embodiments, but also various alternatives, modifications, equivalents and other embodiments, which may be included within the spirit and scope of the invention as defined by the appended claims.

25 [0031] As shown in FIG. 2, the present invention provides a dash pad as of a sound-absorbing/blocking member which may be attached to the dash panel in a vehicle to absorb and block engine sound transmitted to the interior. The low-weight sound-absorbing type dash pad may comprise: a first sound-absorbing layer made of microfibers; a sound-blocking layer made of thermoplastic resin; and a second sound-absorbing layer made of thermoplastic fiber or thermoplastic multi-lobal fiber. Particularly, the dash pad may have a structure formed by bonding the first sound-absorbing layer made of microfibers, the sound-blocking layer made of thermoplastic resin, and the second sound-absorbing layer made of thermoplastic fiber or thermoplastic multi-lobal fiber to each other.

30 [0032] The microfibers used for the first sound-absorbing layer may be made by twisting melt-blown polypropylene fibers and polypropylene staple fibers together in about 100 to 1,000 g/m².

35 [0033] For example, when a melt-blown polypropylene fiber is released, like scattering, down on a die wound with a melt-blown polypropylene fiber, by supplying air pulsing to the melt-blown polypropylene fiber at a side and blowing a polypropylene staple fiber to the melt-blown polypropylene fiber at the other side, the microfibers of about 100 to 1,000 g/m² made by twisting a melt-blown polypropylene fiber and a polypropylene staple fiber together may be obtained.

40 [0034] The sound-blocking layer may be stacked between the first sound-absorbing layer and the second sound-absorbing layer. The sound-blocking layer may be made of thermoplastic resin and the second sound-absorbing layer may be made of thermoplastic fibers or thermoplastic multi-lobal fibers.

[0035] The sound-blocking layer may also have a function of bonding the first sound-absorbing layer and the second sound-absorbing layer, in addition to a function of blocking sound.

45 [0036] In an exemplary embodiment of the present invention, the sound-blocking layer may be made of one or two selected from the olefin-based resin as thermoplastic resin and thermoplastic olefin (TPO) as thermoplastic elastomer. The sound-blocking layer may have a unit weight of about 100 to 5,000 g/m².

[0037] Further, the second sound-absorbing layer may be made of polyethylene terephthalate (PET), hard PET thermoplastic fibers or thermoplastic multi-lobal fibers, or particularly, non-woven fabric of polyethylene terephthalate (PET) containing low-melting fibers of about 10 wt% to 50 wt% based on the total weight of the second sound-absorbing layer.

50 [0038] The low-melting fibers may be composite fibers of polyethylene/polyethylene terephthalate, composite fibers of polyethylene/polypropylene, or composite fibers of polypropylene/polyethylene terephthalate. The low-melting fibers may have a unit weight of about 100 to 2,000 g/m².

55 [0039] Moreover, the method of manufacturing the low-weight sound-absorbing type dash pad is provided. The method may comprise: bonding a first sound-absorbing layer made of microfibers, a sound-blocking layer made of thermoplastic resin, and a second sound-absorbing layer made of thermoplastic fiber or thermoplastic multi-lobal fiber, to each other. Each layer may be bonded to each other by any bonding means generally used in the related arts.

[0040] When the dash pad of the present invention is used for dash panels of vehicles, the first sound-absorbing layer may be disposed close to an engine room that is the inflow side of noise and the sound-blocking layer and the second

sound-blocking layer may be disposed at the indoor of the vehicle that is opposite from the inflow side of noise.

[0041] Hereafter, an Example of the present invention is described in more detail with Comparative Examples, but the present invention is not limited by the following Example.

5 **Example**

[0042] A dash pad having a size of about 840 mm × about 840 mm was manufactured by sequentially stacking microfibers of D3 for a first sound-absorbing layer, thermoplastic elastomer (TPE) as a sound-blocking layer, and polyethylene terephthalate (PET) as a second sound-absorbing layer.

10 [0043] For reference, the term 'D3' indicates the grade of microfibers, the term 'D1' means 130 g per area (m²), the term 'D2' means 230 g per area (m²), and the term 'D3' means 330 g per area (m²).

[0044] In the Example, the microfibers as indicated with 'D3' grade were fabricated by twisting melt-blown polypropylene fibers and polypropylene staple fibers in about 330 g/m².

15 [0045] Further, in the configuration of the dash pad according to an Example listed in the following Table 2, the term 'D3 (high)' means that the microfibers (D3) are arranged at the inflow side of noise (close to an engine room in a vehicle).

[Table 2]

	Size	Remark
Comparative example 1	840mm X 840mm	PET + TPE + PU (high)
Comparative example 2	840mm X 840mm	PET + TPE + PU (low)
Embodiment	840mm X 840mm	PET + TPE + D3 (high)
Comparative example 3	840mm X 840mm	PET + TPE + D3 (low)
Comparative example 4	840mm X 840mm	PET + TPE + PET + D3 (high)
Comparative example 5	840mm X 840mm	PET + TPE + PET + D3 (low)

20

25

30 **Comparative Examples 1 and 2**

[0046] As Comparative Examples 1 and 2, a dash pad having a size of about 840 mm × about 840 mm was manufactured by sequentially stacking polyethylene terephthalate (PET), thermoplastic elastomer (TPE), and polyurethane (PU).

35 [0047] For reference, in Table 2, the term 'PU (high)' means that the polyurethane (PU) is disposed at the inflow side of noise and the term 'PU (low)' means that the polyurethane (PU) is disposed at the opposite side to the inflow side of noise.

Comparative Example 3

40

[0048] As in the Example described above, a dash pad having a size of 840 mm × 840 mm was manufactured by sequentially stacking microfibers of D3 as a first sound-absorbing layer, thermoplastic elastomer (TPE) for a sound-blocking layer, and polyethylene terephthalate (PET) for a second sound-absorbing layer, but this structure was turned over so that the microfibers (D3) were arranged at the opposite side to the inflow side of noise.

45 [0049] For reference, the term 'D3 (low)' in Table 2 and FIG. 3 means that the microfibers (D3) are arranged at the opposite side (indoor of the vehicle) to the inflow side of noise.

Comparative Examples 4 and 5

50

[0050] As Comparative Examples 4 and 5, a dash pad having a size of about 840 mm × about 840 mm was manufactured by sequentially stacking microfibers of D3 for a sound-absorbing layer, and polyethylene terephthalate (PET), thermoplastic elastomer (TPE), and polyethylene terephthalate (PET) for a sound-blocking layer.

55 [0051] For reference, the term 'D3 (high)' in Table 2 and Comparative Example 4 means that the microfibers (D3) are arranged at the inflow side of noise, and the term 'D3 (low)' in Comparative Example 5 means that the microfibers are arranged at the opposite side to the inflow side of noise.

Test Example 1

[0052] A sound-absorbing ratio of dash pads of an Example and Comparative Examples were tested, using Alpha Cabin Measurement: Absorption was measured to examine a sound-absorbing performance of the dash pads according to the Example and Comparative Examples and the results are listed in Table 3 and illustrated in FIG. 3.

5

10

15

20

25

30

35

40

45

50

55

5
10
15
20
25
30
35
40
45
50
55

[Table 3]

Item	400	500	630	800	1k	1.25k	1.6k	2k	2.5k	3.15k	4k	5k	6.3k	8k	10k
Comparative example 1	0.62	0.75	0.80	0.89	0.95	1.04	0.96	0.89	0.62	0.78	0.62	0.65	0.67	0.68	0.52
Comparative example 2	0.26	0.31	0.21	0.29	0.28	0.31	0.32	0.34	0.44	0.62	0.50	0.57	0.57	0.63	0.67
Embodiment	0.63	1.05	0.94	1.11	1.25	1.35	1.29	1.11	1.18	1.08	1.02	1.08	1.00	1.07	0.95
Comparative example 3	0.33	0.35	0.25	0.36	0.31	0.32	0.36	0.35	0.38	0.61	0.45	0.69	0.53	0.59	0.79
Comparative example 4	0.60	1.06	1.05	1.19	1.27	1.30	1.32	1.17	1.19	1.10	0.90	0.93	1.04	1.04	0.89
Comparative example 5	0.82	0.70	0.68	0.58	0.53	0.46	0.50	0.46	0.49	0.55	0.47	0.63	0.55	0.53	0.33

[0053] As shown in Table 3 and FIG. 3, the sound-absorbing ratio of the dash pad formed by sequentially stacking and bonding PET + TPE + D3 (high) according to the Example of the present invention was greater than those in the Comparative Examples.

5 **Test Example 2**

[0054] In order to examine sound-blocking performance of the dash pads according to an Example and Comparative Examples, the sound transmission loss ratio was tested by APA MAT TEST: STL(Sound trans loss) and the results are listed in the following Table 4 and illustrated in the following FIG. 4.

10

15

20

25

30

35

40

45

50

55

5
10
15
20
25
30
35
40
45
50
55

[Table 4]

Item	400	500	630	800	1k	1.25k	1.6k	2k	2.5k	3.15k	4k	5k	6.3k	8k
Comparative example 1	19.30	23.70	18.90	32.40	31.80	37.10	40.30	45.70	41.00	48.20	40.60	46.20	40.70	39.00
Comparative example 2	23.10	28.40	29.00	31.00	36.40	38.80	37.80	38.20	39.10	41.20	35.50	39.80	34.30	27.80
Embodiment	21.00	26.50	21.00	36.80	39.10	37.50	39.90	42.80	43.90	45.50	38.70	43.50	38.50	36.30
Comparative example 3	18.40	28.30	29.50	32.10	39.60	40.40	36.40	37.20	38.10	40.40	34.60	38.60	33.70	27.90
Comparative example 4	16.50	23.50	17.70	27.20	21.80	29.00	30.90	38.40	35.70	37.50	41.20	42.60	38.40	41.10
Comparative example 5	10.10	20.60	19.70	20.80	28.60	33.80	32.50	33.90	34.20	36.90	33.90	37.10	32.70	27.50

[0055] As shown in Table 4 and FIG. 4, the sound transmission loss ratio of the dash pad formed by sequentially stacking and bonding PET + TPE + D3 (high) according to the Example of the present invention maintained an equivalent level to those in the Comparative Examples although periods were different.

[0056] The invention has been described in detail with reference to preferred embodiments thereof. However, it will be appreciated by those skilled in the art that changes may be made in these embodiments without departing from the principles and spirit of the invention, the scope of which is defined in the appended claims and their equivalents.

Claims

1. A low-weight sound-absorbing type dash pad for a vehicle, comprising:
 - a first sound-absorbing layer made of microfibers;
 - a sound-blocking layer made of thermoplastic resin; and
 - a second sound-absorbing layer made of thermoplastic fiber or thermoplastic multi-lobal fiber,
 wherein the low-weight sound-absorbing type dash pad is manufactured by bonding the first sound-absorbing, the sound-blocking layer, and the second sound-absorbing layer to each other.
2. The low-weight sound-absorbing type dash pad for a vehicle of claim 1, wherein the microfibers are obtained by twisting melt-blown polypropylene fibers and polypropylene staple fibers together in about 100 to 1,000 g/m².
3. The low-weight sound-absorbing type dash pad for a vehicle of claim 1, wherein the sound-blocking layer is made of one or two selected from olefin-based resin and thermoplastic elastomer.
4. The low-weight sound-absorbing type dash pad for a vehicle of claim 1, wherein the sound-blocking layer has a unit weight of about 100 to 5,000 g/m².
5. The low-weight sound-absorbing type dash pad for a vehicle of claim 1, wherein the second sound-absorbing layer is made of non-woven fabric of polyethylene terephthalate (PET) containing low-melting fibers of about 10 wt% to 50 wt% based on the total weight of the second sound-absorbing layer.
6. The low-weight sound-absorbing type dash pad for a vehicle of claim 5, wherein the low-melting fibers are composite fibers of polyethylene/polyethylene terephthalate, composite fibers of polyethylene/polypropylene, or composite fibers of polypropylene/polyethylene terephthalate.
7. The low-weight sound-absorbing type dash pad for a vehicle of claim 5, wherein the low-melting fibers have a unit weight of about 100 to 2,000 g/m².
8. The low-weight sound-absorbing type dash pad for a vehicle of claim 1, wherein the low-weight sound-absorbing type dash pad is installed on a dash panel in a vehicle and the first sound-absorbing layer disposed close to an engine room that is an inflow side of noise.
9. A vehicle that comprises a low-weight sound-absorbing type dash pad for a vehicle of claim 1.
10. A method of manufacturing a low-weight sound-absorbing type dash pad for a vehicle, comprising: bonding a first sound-absorbing layer made of microfibers, a sound-blocking layer made of thermoplastic resin, and a second sound-absorbing layer made of thermoplastic fiber or thermoplastic multi-lobal fiber, to each other.

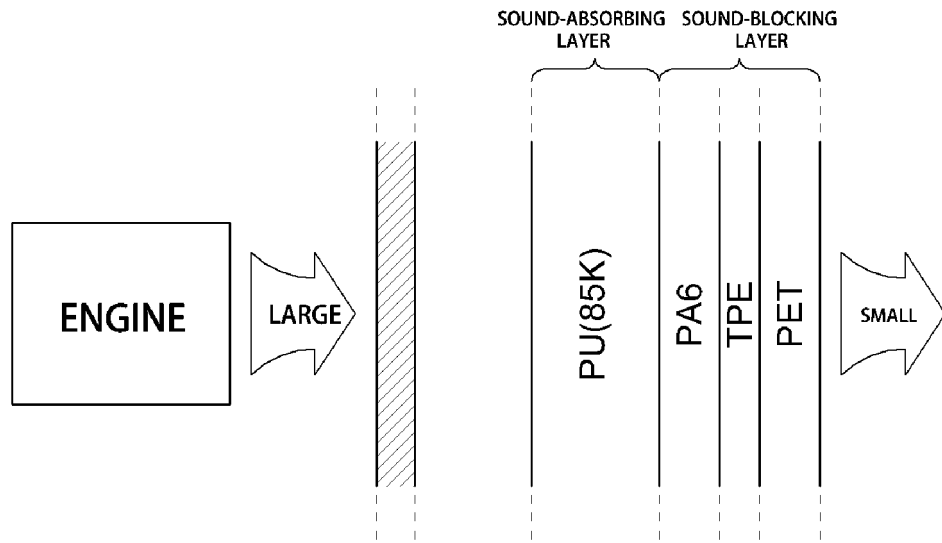


FIG.1A

PRIOR ART

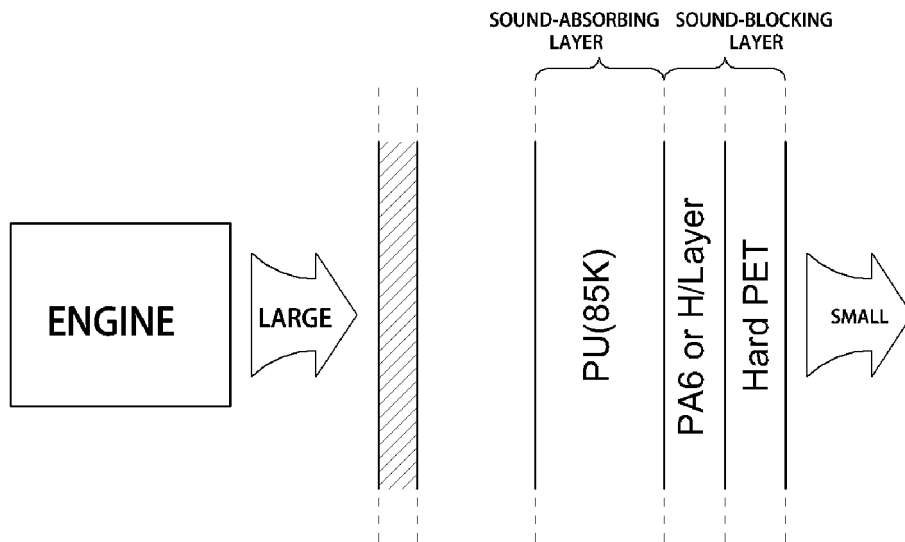


FIG.1B

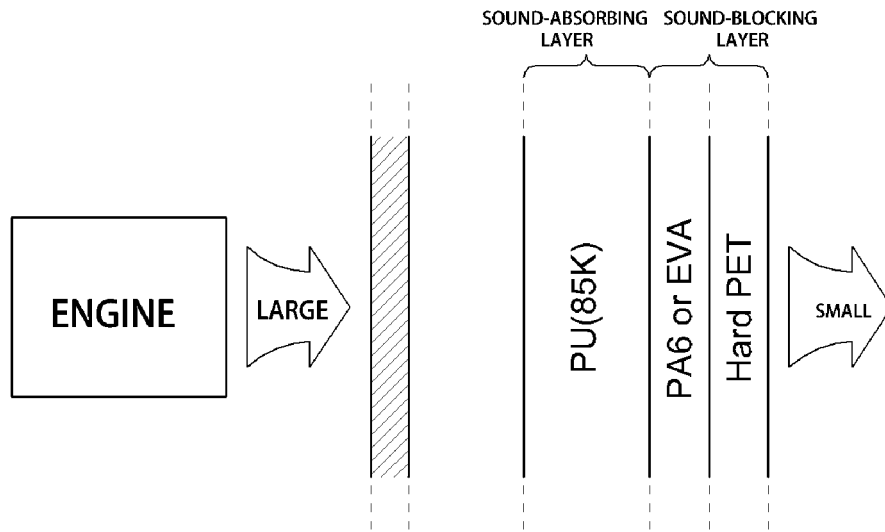


FIG.1C

PRIOR ART

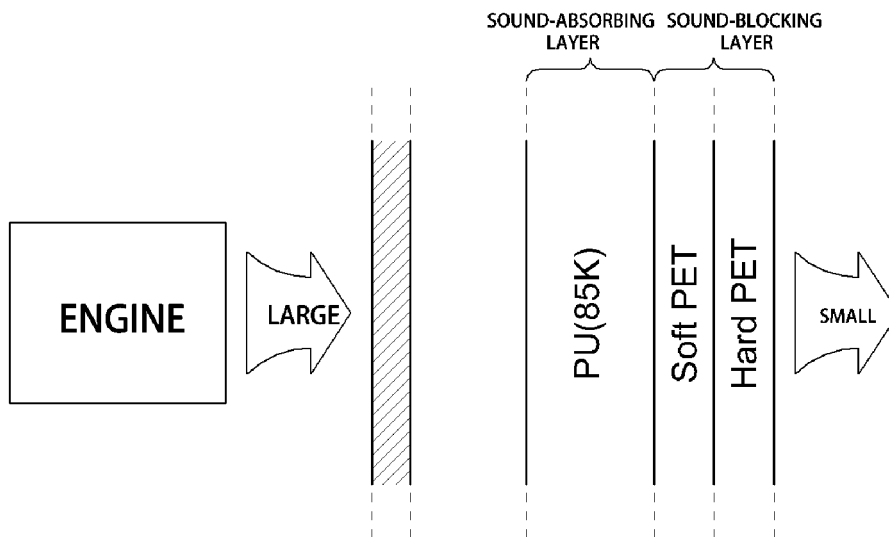


FIG.1D

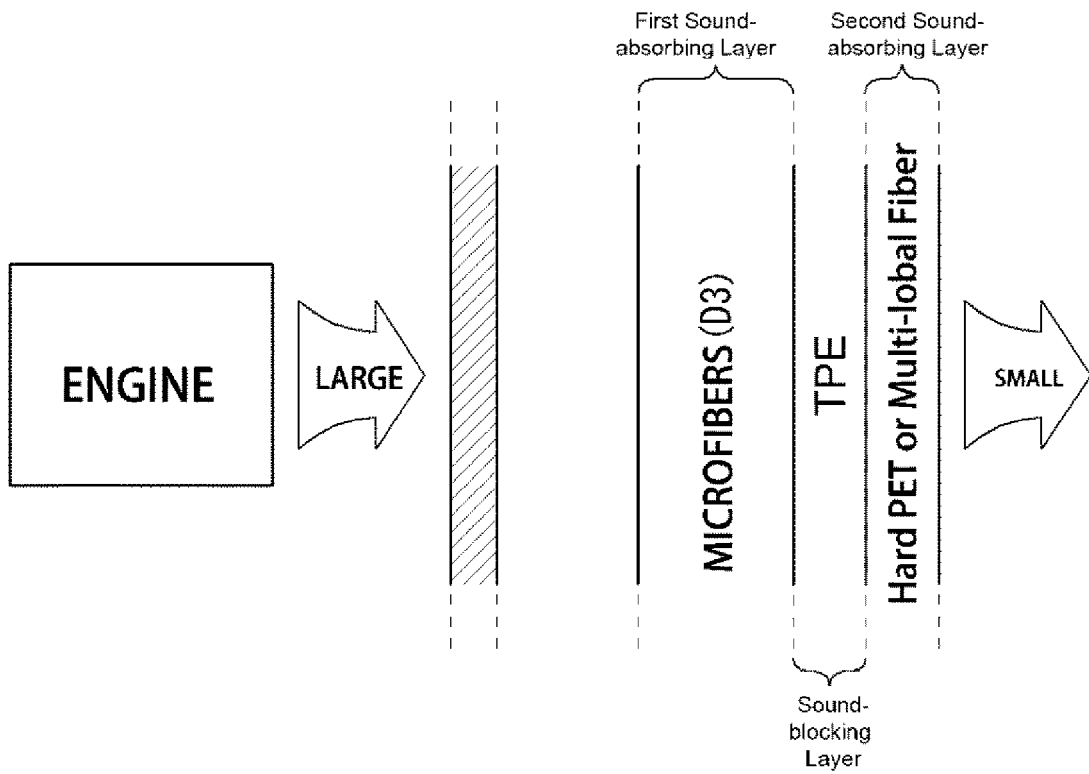


FIG.2

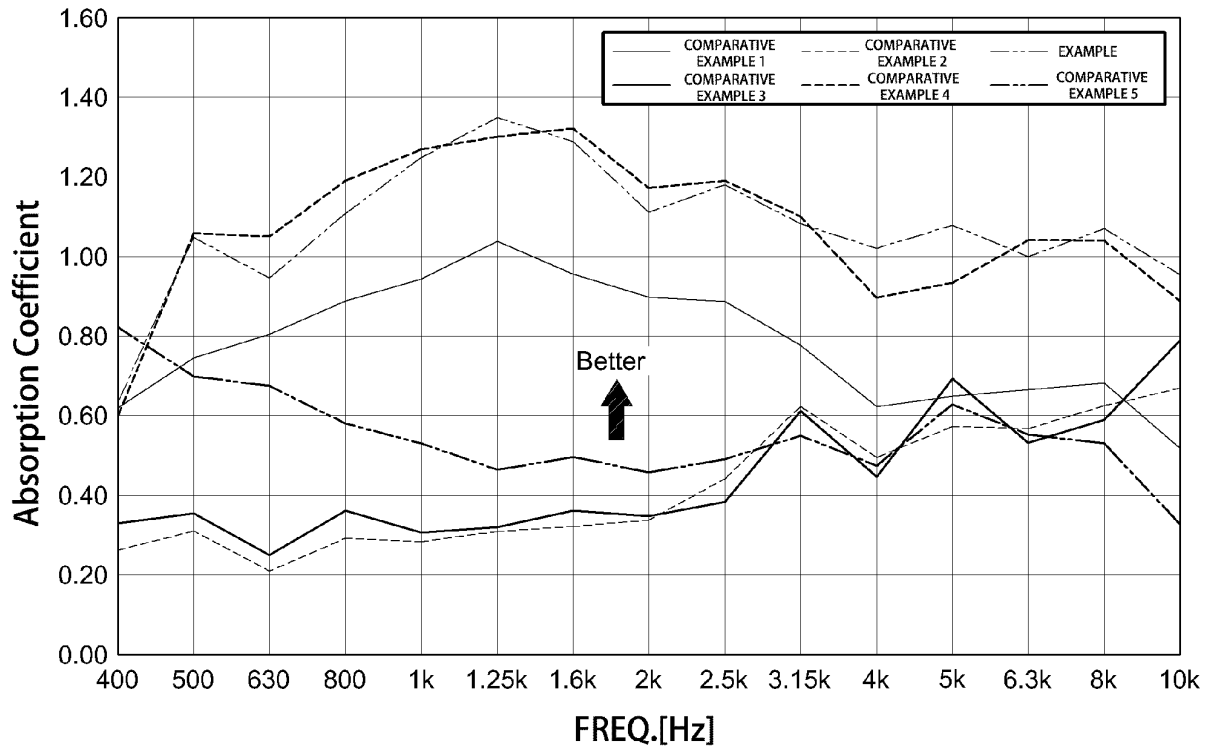


FIG.3

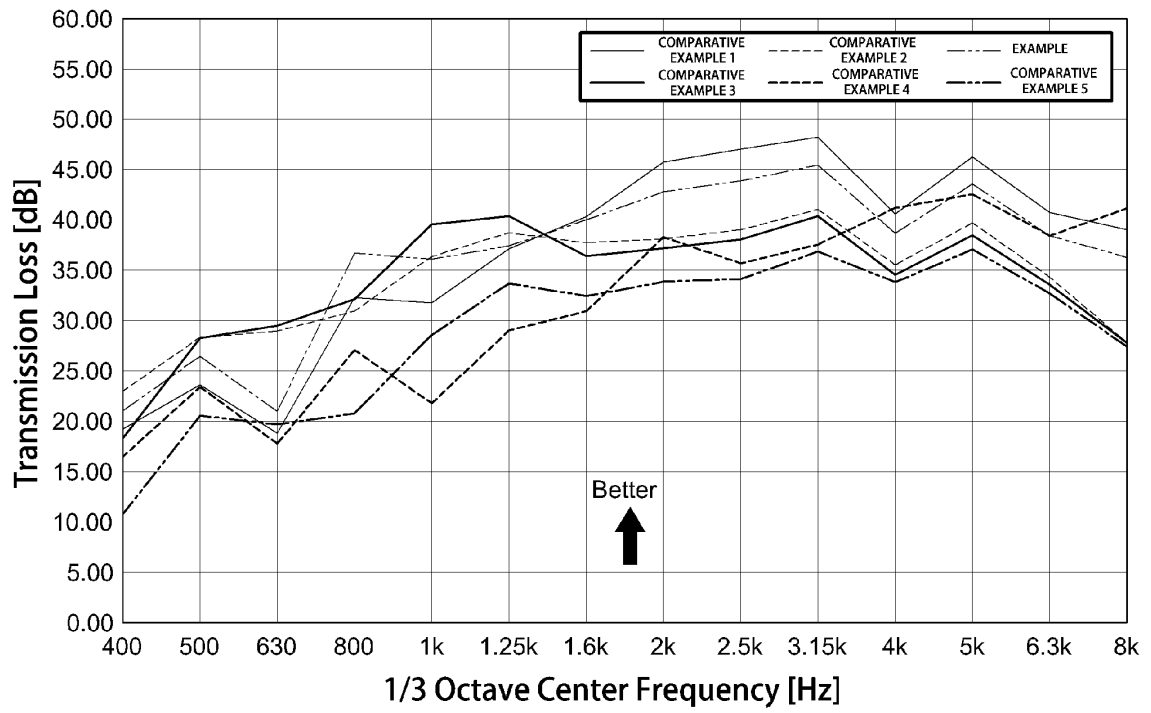


FIG.4