

(19) World Intellectual Property Organization
International Bureau



(43) International Publication Date
28 November 2002 (28.11.2002)

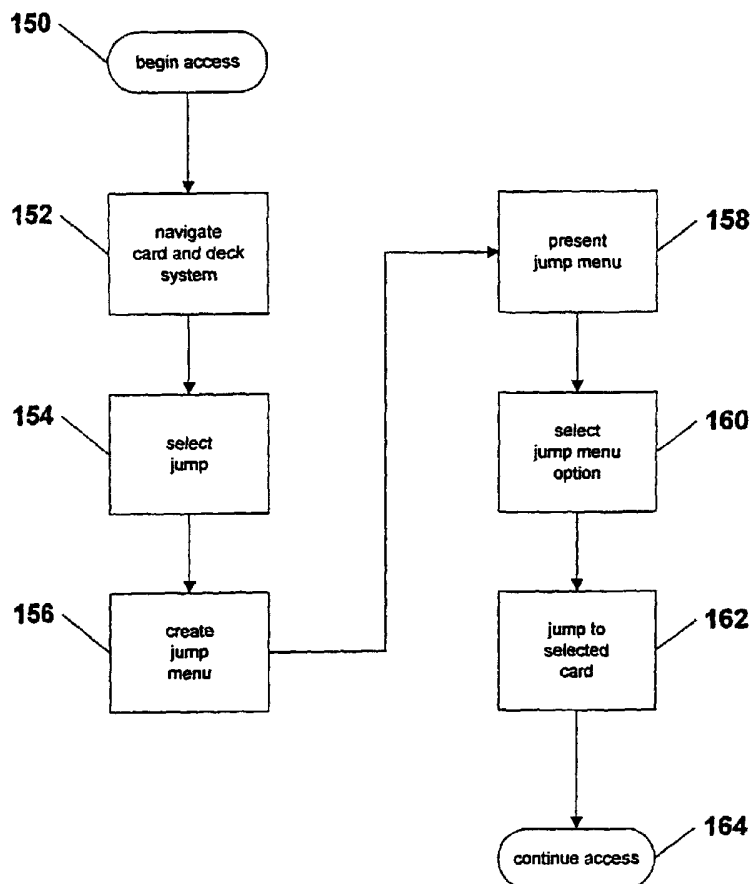
PCT

(10) International Publication Number
WO 02/095562 A1

- (51) International Patent Classification⁷: **G06F 3/00** (72) Inventor: **BATE, Clifton, S.**; 15183 Amalia Street, San Diego, CA 92129 (US).
- (21) International Application Number: PCT/US02/16123 (74) Agents: **HEIDELBERGER, Louis, M.** et al.; Reed Smith LLP, 2500 One Liberty Place, 1650 Market Street, Philadelphia, PA 19103 (US).
- (22) International Filing Date: 21 May 2002 (21.05.2002)
- (25) Filing Language: English (81) Designated States (*national*): AE, AG, AL, AM, AT, AU, AZ, BA, BB, BG, BR, BY, BZ, CA, CH, CN, CO, CR, CU, CZ, DE, DK, DM, DZ, EC, EE, ES, FI, GB, GD, GE, GH, GM, HR, HU, ID, IL, IN, IS, JP, KE, KG, KP, KR, KZ, LC, LK, LR, LS, LT, LU, LV, MA, MD, MG, MK, MN, MW, MX, MZ, NO, NZ, OM, PH, PL, PT, RO, RU, SD, SE, SG, SI, SK, SL, TJ, TM, TN, TR, TT, TZ, UA, UG, UZ, VN, YU, ZA, ZM, ZW.
- (26) Publication Language: English
- (30) Priority Data:
60/291,926 21 May 2001 (21.05.2001) US
09/893,629 29 June 2001 (29.06.2001) US
- (71) Applicant: **LEAP WIRELESS INTERNATIONAL, INC.** [US/US]; 10307 Pacific Center Court, San Diego, CA 92121 (US). (84) Designated States (*regional*): ARIPO patent (GH, GM, KE, LS, MW, MZ, SD, SL, SZ, TZ, UG, ZM, ZW), Eurasian patent (AM, AZ, BY, KG, KZ, MD, RU, TJ, TM),

[Continued on next page]

(54) Title: DYNAMICALLY DEFINED CONTEXT SENSITIVE JUMP MENU



(57) Abstract: Selection of a jump menu option (160) on a wireless communication device presents the user with a dynamically defined, context sensitive menu (158) that provides access to each previously visited card in the current navigation section. Access is additionally provided to cards containing help menus, personalized menus, and user tips. Help and tips menus can be context sensitive. The jump menu (156) may be accessed by selecting a menu choice, icon, or soft-key presented on the display of the wireless device.



European patent (AT, BE, CH, CY, DE, DK, ES, FI, FR, GB, GR, IE, IT, LU, MC, NL, PT, SE, TR), OAPI patent (BF, BJ, CF, CG, CI, CM, GA, GN, GQ, GW, ML, MR, NE, SN, TD, TG).

— *before the expiration of the time limit for amending the claims and to be republished in the event of receipt of amendments*

Published:

— *with international search report*

For two-letter codes and other abbreviations, refer to the "Guidance Notes on Codes and Abbreviations" appearing at the beginning of each regular issue of the PCT Gazette.

DYNAMICALLY DEFINED CONTEXT SENSITIVE JUMP MENU

Field of the Invention

[0002] The present invention relates to the field of wireless telephony and more particularly to the field of menu systems using a card and deck metaphor to facilitate navigation through screens of information on a wireless communication device.

Background of the Invention

[0003] The advent of wireless personal communications devices has revolutionized the telecommunications industry. Cellular, personal communication services ("PCS"), and other services provide wireless personal communication to businesses and individuals at home, in the office, on the road, and at any other location the wireless network can reach. Wireless telephone subscribers no longer must use hard-wired public telephones along the road or wait until returning to the home or office to check messages or to return important business calls. Instead, wireless subscribers can carry out day-to-day business from the privacy of an automobile, from a remote job site, while walking along the airport concourse,

and anywhere else that a personal communication signal is accessible.

[0004] Thus, it is no surprise that since the introduction of the cellular telephone service, the number of wireless telephone subscribers has increased steadily. Today, there are a staggering number of wireless telephone subscribers whose ranks are growing rapidly. In fact, many households have multiple wireless telephones in addition to their conventional land line services.

[0005] With a market of this size, there is fierce competition among hardware manufacturers and service providers. In an attempt to lure customers, most providers offer handsets with desirable features or attributes such as small size, light weight, long battery life, speed dial, and the like. Many recent additions to the marketplace include multi-functional handsets that even provide pocket organizer functions integrated into the wireless handset. Most manufacturers, however, are still scrambling to add new features to their wireless communication devices to snare a portion of this booming market.

[0006] One way in which new features are added to wireless communication devices is by integrating the devices into the World Wide Web ("Web"). Such integration allows the countless services available through the Web to be extended to wireless communication devices. One such service allows a wireless device to connect to a Web server that provides desirable content from the Web such as stock quotes and sports scores. Additionally, services such as on-line shopping are also becoming widely available to wireless

consumers.

[0007] Typically, the delivery of such content and services is achieved through a text based interface presented on the display of the wireless communication device. This type of interface is generally necessary to optimize the often meager resources of a wireless device. For example, wireless devices are challenged with their minimal display size, limited processing power, limited memory, limited ability to display complex graphics and colors, and limited bandwidth.

[0008] A significant drawback related to the minimal display size of a wireless communication device is encountered when large amounts of information need to be presented. Typically, the information is divided up into portions that can be simultaneously presented on the small display of the wireless device. This type of division requires the use of a considerable number of separate screens to present any large body of information. A single screen of information is typically referred to as a "card" while a "deck" usually refers to a collection of cards.

[0009] Furthermore, the selection of an option on each card in order to more narrowly define the scope of information being sought results in very inefficient navigation when incorrect choices are mistakenly selected. Interacting with a deck containing a large number of cards (each with several options and selections) can be extremely cumbersome and very confusing. Thus, these conventional systems can significantly limit the commercial advantages related to the wireless delivery of content and services.

Accordingly, what is needed is a system and method that overcomes the significant problems of the conventional wireless card and deck navigational systems as described above.

Objects of the Invention

[0010] It is therefore an object of the present invention to provide a system and method for displaying information organized in decks and cards on a wireless device.

[0011] It is another object of the present invention to provide a system and method for navigating through screens of information on a wireless device.

[0012] It is still another object of the present invention to provide a jump menu for directly navigating to selected cards in a deck of information.

[0013] It is yet another object of the present invention to provide a system and method of forming a jump menu including recently displayed cards.

[0014] It is still yet another object of the present invention to provide a jump menu including an indication of the level of separation between the different cards in the jump menu.

[0015] Additional objects and advantages of the invention are set forth, in part, in the descriptions which follows, and, in part, will be apparent to one of ordinary skill in the art from the description and/or from the practice of the invention.

Summary of the Invention

[0016] The present invention provides a card containing a jump menu that

allows the user of a wireless communication device to step back through a series of previously visited cards. The user can choose to backstep to the immediately preceding card or any interim card visited between (and including) the main card of the home deck and the current card. The jump menu also may provide access to help and tips that can be context sensitive.

[0017] The jump menu can be accessed by selecting a soft key presented on the display of the wireless communication device. Alternatively, the jump menu can be accessed by selecting a physical key (or button) on the wireless device. Once a soft key or button has been selected and the jump menu has been requested, the jump menu is dynamically created based on the current context of the card and deck navigational system. Advantageously, the jump menu contains an entry for each interim card between the current card and the main card of the home deck. The jump menu can also contain entries for certain predefined cards such as a personalized home menu and a help menu. The user can navigate to any interim or predefined card by selecting the appropriate entry on the jump menu.

[0018] Responsive to the foregoing challenges, Applicant has developed a method of providing a jump menu for directly navigating to selected cards in a deck, said method comprising the steps of: making a first deck having a plurality of cards available to the wireless communication device for display thereon; displaying a first card of the first deck on the wireless communication device; inputting a navigational request related to the first deck into the wireless communication device; displaying a second card of the first deck on

the wireless communication device in response to the navigational request; inputting a jump menu navigational request into the wireless communication device; and displaying a jump menu on the wireless communication device in response to the jump menu navigational request, wherein the jump menu comprises menu items for directly navigating to at least two cards, and wherein at least one of said two cards is in said first deck.

[0019] Applicant has also developed an innovative method of providing a jump menu for navigating to selected cards in a deck, said method comprising the steps of: sending a plurality of requests for cards from the wireless communication device to the server computer; displaying the requested cards on the wireless communication device; storing the sequence of displayed cards in a memory associated with the server computer; sending a jump menu request from the wireless communication device to the server computer; and sending a jump menu from the server computer to the wireless communication device in response to the jump menu request, wherein the jump menu comprises menu items for directly navigating to selected ones of the stored sequence of displayed cards.

[0020] Applicant has also developed an innovative computer readable medium having stored thereon one or more sequences of instructions for causing one or more microprocessors to perform the steps for providing a jump menu to a wireless communication device, the steps comprising: receiving a wireless connection from the wireless communication device; providing a home deck to the wireless communication device; providing at

least one card to the wireless communication device in response to a request for said at least one card; receiving a request from the wireless communication device for a jump menu; determining a current card, and a set of previously visited cards; creating the jump menu, the jump menu containing an entry for the home card, the current card, and each card in the set of previously visited cards; and providing the jump menu to the wireless communication device, the jump menu allowing direct access to each card represented by an entry in the jump menu.

[0021] Applicant has also developed an innovative computer system including a processor, a persistent storage area, a volatile storage area, and a communications means, the computer system configured to provide a jump menu to a wireless communication device, the computer system further including an execution area configured to perform the steps of: receiving a wireless connection from the wireless communication device; providing a home deck to the wireless communication device; providing at least one card to the wireless communication device in response to a request for said at least one card; receiving a request from the wireless communication device for a jump menu; determining a current card, and a set of previously visited cards; creating the jump menu, the jump menu containing an entry for the home deck, the current card, and each card in the set of previously visited cards; and providing the jump menu to the wireless communication device, the jump menu allowing direct access to each card represented by an entry in the jump menu.

[0022] It is to be understood that both the foregoing general description and the following detailed description are exemplary and explanatory only, and are not restrictive of the invention as claimed. The accompanying drawings, which are incorporated herein by reference and which constitute a part of this specification, illustrate certain embodiments of the invention, and together with the detailed description serve to explain the principles of the present invention.

Brief Description of the Drawings

[0023] The details of the present invention, both as to its structure and operation, may be gleaned in part by study of the accompanying drawings, in which like reference numerals refer to like parts, and in which:

[0024] **Fig. 1** is a top level block diagram illustrating an example overview architecture according to an embodiment of the present invention;

[0025] **Fig. 1A** is a block diagram illustrating an example system architecture according to an embodiment of the present invention;

[0026] **Fig. 2** is a series of example screen shots illustrating a sequence of user interface screens for presenting a dynamically defined context sensitive jump menu according to an embodiment of the present invention;

[0027] **Fig. 3** is a series of example screen shots illustrating a sequence of user interface screens for presenting a dynamically defined context sensitive jump menu according to an embodiment of the present invention;

[0028] **Fig. 4** is a series of example screen shots illustrating a sequence of

user interface screens for presenting a dynamically defined context sensitive jump menu according to an embodiment of the present invention;

[0029] Fig. 5 is a series of example screen shots illustrating a sequence of user interface screens for presenting a dynamically defined context sensitive jump menu according to an embodiment of the present invention;

[0030] Fig. 6 is a series of example screen shots illustrating a sequence of user interface screens for presenting a dynamically defined context sensitive jump menu according to an embodiment of the present invention;

[0031] Fig. 7 is a flowchart illustrating an example process for providing a dynamically defined context sensitive jump menu to a wireless device according to an embodiment of the present invention;

[0032] Fig. 8 is a flowchart illustrating an example process for providing a dynamically defined context sensitive jump menu to a wireless device according to an embodiment of the present invention;

[0033] Fig. 9 is a flowchart illustrating an example process for providing a dynamically defined context sensitive jump menu to a wireless device according to an embodiment of the present invention;

[0034] Fig. 10 is a block diagram illustrating an exemplary wireless communications device as may be used in connection with various embodiments described herein; and

[0035] Fig. 11 is a block diagram illustrating an exemplary computer system as may be used in connection with various embodiments described herein.

Detailed Description of the Invention

[0036] Certain embodiments as disclosed herein provide a method for presenting a dynamically defined jump menu over a wireless communication network to a wireless communication device. For example, one method as disclosed herein allows a server computer, upon request, to create a jump menu and present the jump menu on the display of a wireless communication device. The jump menu advantageously can contain an entry for each card previously provided to the wireless communication device in addition to entries for certain static cards such as a service home menu or a user home menu.

[0037] After reading this description it will become apparent to one skilled in the art how to implement the invention in various alternative embodiments and alternative applications. However, although various embodiments of the present invention will be described herein, it is understood that these embodiments are presented by way of example only, and not limitation. As such, this detailed description of various alternative embodiments should not be construed to limit the scope or breadth of the present invention as set forth in the appended claims.

[0038] Fig. 1 is a top level block diagram illustrating an example overview architecture according to an embodiment of the present invention. Wireless communication device **5** is communicatively coupled with server **10** over a wireless communication network. Server **10** can be coupled with a database **15** that is optimally configured to store information pertaining to the

metaphorical card and deck system for wireless data navigation in general and jump menus in particular. Database **15** may also be configured to store additional types of information.

[0039] Server **10** can also be connected to global electronic network **20**. Global electronic network **20** can be a local area network ("LAN"), wide area network ("WAN"), an intranet, or a combination of networks such as the well known Internet. Server **10** can provide information and content to wireless device **5** that is stored in database **15**. Server **10** can additionally provide information and content to wireless device **5** that originates from global electronic network **20**.

[0040] Fig. 1A is a block diagram illustrating an example system architecture according to an embodiment of the present invention. Wireless device **5** is communicatively coupled with server **10** over a wireless communication network. Server **10** can be coupled with database **15** to store information pertaining to the metaphorical card and deck system for wireless data navigation. Additionally, database **15** can contain information pertaining to a jump menu that can be dynamically created when requested by a user of the wireless device.

[0041] For example, the database **15** can contain a card history **25** and a page history **30**. In one embodiment, the card history **25** can store a chronological history of cards that have been displayed to the wireless device in the current session. Advantageously, the card history **25** can be a unique list of cards, maintained in chronological order. For example, when a user of

the wireless device begins at a first card, requests a second card, navigates back to the first card, once again selects the second card, and finally requests a third card, a purely chronological card history **25** would contain:

| |
|-------------|
| Third card |
| Second card |
| First card |
| Second card |
| First card |

in that order. However, a unique card history **25** would advantageously contain:

| |
|-------------|
| Third card |
| Second card |
| First card |

which eliminates the duplicate entries for the first and second cards.

[0042] The page history **30** may contain entries that correspond to the entries in the card history **25**. For example, certain cards in the card and deck system may contain more than one full screen of information. In such a case, a single card in the card history **25** may be comprised of two or more pages. Advantageously, the current contextual page for each card in the card history **25** can be stored in the page history **30**.

[0043] According to the example card history **25** and page history **30**

presented in Fig. 1A, the contextual page associated with card A is page 1. Similarly, the contextual page associated with card B is page 2. Furthermore, the contextual page associated with card C is page 3, the contextual page associated with card D is page 1, and the contextual page associated with card E is page 2. Advantageously, the contextual page association stored in page history **30** allows certain features of the jump menu to provide a precise backward navigation within the card and deck navigational system for the wireless device.

[0044] Fig. 2 is a series of example screen shots illustrating a sequence of user interface screens for presenting a dynamically defined context sensitive jump menu according to an embodiment of the present invention. Home deck **35** represents a typical deck for the card and deck system provided to a wireless communication device. The invention should not be limited to a deck that starts with a "home" card, however it is likely that most decks will include a home card as the first card in the deck.

[0045] Each card in the deck may be configured such that the top of the screen presents header information about the particular card being displayed.

In one embodiment, service **35a** and current card **35b** can be displayed as header information. For example, service **35a** can be the popular MyAladdin.com™ service, while current card **35b** can be the home deck.

[0046] Additionally, each card in the deck may be configured to present a list **35c** in the main portion of the screen. Typically, the list **35c** contains the services, options, or selections that are available to the user of the wireless

device. The list **35c** can be presented as a numbered list, a lettered list, or some other type of ordered list. The services, options, or selections may also be presented as a simple list, a bulleted list, or an alphabetically ordered list. Preferably, the list **35c** is conspicuously presented on the main portion of the display of the wireless device.

[0047] Furthermore, each card in the deck may also employ the use of soft keys **35d** and **35e** to help in navigation and provide flexibility in the interface. A soft key is a programmable option that is presented on the display of the wireless device. Although the soft key typically corresponds to a particular button on the wireless device, the label for the soft key may be changed based on the context of the particular card.

[0048] In one embodiment, the label applied to a soft key can advantageously be modified to reflect the current function of the soft key. For example, soft key **35d** may be labeled with "OK" to allow for selection of an item in list **35c** by scrolling to highlight the desired selection and pressing soft key **35d**. Alternatively, soft key **35e** may be labeled with "Logout" to allow a user to disconnect from the data navigation service. Additional labels for soft keys can include "Back" and "Jump" or any other desirable indicator of the current function associated with the soft key.

[0049] In one embodiment, several selections for different services or options are available through the list **35c** on the home deck **35**. For example, selections for services such as entertainment, travel, information services, financial services, email and calendar functions, location and mapping

services, and help, may be presented. Additional desirable services and functions may also be presented as part of the list **35c**.

[0050] Typically, a user of the wireless device selects an option from list **35c** by pressing the number associated with the desired selection.

Alternatively, a user can select an option by highlighting the desired item in list **35c** and pressing the "OK" soft key, as previously described. Additional methods for selecting a menu item are also available and well known in the art.

[0051] Once the user has selected an option from list **35c**, the corresponding new card is displayed. For example, if the user selects the first entry from list **35c**, entertainment menu **40** will be displayed. Entertainment menu **40** is a sub-card of home deck **35** and may contain a list of more specific options and services. For example, options that may be available from a sub-card such as entertainment menu **40** can be music, movies, horoscopes, lottery results, and TV listings, to name just a few.

[0052] Additionally, entertainment menu **40** can have soft keys that correspond to functions that are directly related to the context of entertainment menu **40**. For example, soft key **40a** is labeled "Jump" and can provide the user of the wireless device access to a dynamically defined, context sensitive jump menu. The jump menu can be accessed by pressing soft key **40a** that is associated with the jump menu. Alternatively, the jump menu can be accessed by pressing a hard key menu item associated with the jump menu (not shown). For example, certain wireless communication

devices may not be sophisticated enough to display a soft key so that access to the jump menu is provided through the normal menu interface for that device.

[0053] Once the user has pressed soft key **40a**, jump menu **45** is presented on the display of the wireless device. The title of the card may be presented in the card header information, as previously described with reference to home deck **35**. A list **45a** of options and selections may also be presented in the main portion of the card. In one embodiment, the list **45a** may contain static entries relating to predefined menus, services, or functions. Additionally, the list **45a** may also contain dynamically defined entries related to certain cards previously visited during the current wireless data navigation session.

[0054] For example, list **45a** may contain static entries for home deck **35**, which is associated with the service being used, such as myAladdin.com. The list **45a** may also contain a static entry for a home card selected by or preferred by the user, such as myHome page. Furthermore, the list **45a** may contain static entries for helpful services such as a Help menu or a Tips menu. In an alternative embodiment, the list **45a** may include a selection labeled "Back" (not shown) to provide direct access to the immediately preceding card.

[0055] The jump menu **45** may also employ the use of various soft keys, such as soft key **45b**. In one embodiment, soft key **45b** can be labeled "Back" and provide direct access to the specific card or sub-card that

immediately preceded jump menu **45**. For example, pressing soft key **45b** from jump menu **45** would present entertainment menu **40** on the display of the wireless device.

[0056] Fig. 3 is a series of example screen shots illustrating a sequence of user interface screens for presenting a dynamically defined context sensitive jump menu according to an embodiment of the present invention. The first card is home deck **50** where the user of a wireless device would typically begin a data browsing session. Home deck **50** has several selections for various services or options provided by the myAladdin.com service. Choosing option **50a** allows the user to browse toward more specific options and services in the entertainment area.

[0057] Once the user has selected option **50a**, entertainment menu **55** is presented to the user on the display of the wireless device. Entertainment menu **55** similarly has a list of options and services that provide access to more specific areas of interest related to entertainment. For example, option **55a** is focused on the music aspects of the entertainment field. Selection of option **55a** allows the user to browse toward more specific options and services in the music area.

[0058] Once the user has selected option **55a**, music menu **60** is presented to the user on the display of the wireless device. Music menu **60** also has a list of options and services that provide access to more granular areas of interest related to music and entertainment. Additionally, music menu **60** has soft key **60a** labeled "Jump" that allows the user to access a dynamically

defined, context sensitive jump menu.

[0059] Selection of soft key **60a** causes the wireless device to present jump menu **65** on the display of the wireless device. Additionally, the title of jump menu **65** may be presented in the card header information, as previously described with reference to Fig. 2. A list of options and selections can also be presented in the main portion of jump menu **65**. In one embodiment, the list of options and selections may contain static entries relating to predefined card, services, or functions. Moreover, the list of options and selections can also contain dynamically defined entries related to certain cards previously visited during the current wireless data navigation session.

[0060] For example, the list of options and services may contain a dynamic entry **65a** for entertainment menu **55**. The entry is dynamic because its inclusion in the jump menu **65** can be based on a previous visit to the particular entertainment menu **55** during the current wireless data navigation session. Preferably, selection of dynamic entry **65a** by the user will result in entertainment menu **55** being presented on the display of the wireless device.

[0061] The jump menu **65** may also employ the use of various soft keys, such as soft key **65b**. In one embodiment, soft key **65b** can be labeled "Back" and provide direct access to the specific card or sub- card that immediately preceded jump menu **65**. For example, pressing soft key **65b** from jump menu **65** would ultimately result in music menu **60** being presented on the display of the wireless device.

[0062] Fig. 4 is a series of example screen shots illustrating a sequence of

user interface screens for presenting a dynamically defined context sensitive jump menu according to an embodiment of the present invention. The first card is home deck **70** where the user of a wireless device would typically begin a data browsing session. Home deck **70** has several selections for various services and choosing option **70a** allows the user to browse toward more specific options and services in the entertainment area.

[0063] Once the user has selected option **70a**, entertainment menu **75** is presented to the user on the display of the wireless device. Entertainment menu **75** similarly has a list of options and services that provide access to more specific areas of interest related to entertainment. For example, option **75a** is focused on the music aspects of the entertainment field. Selection of option **75a** allows the user to browse toward more specific options and services in the music area.

[0064] Once the user has selected option **75a**, music menu **80** is presented to the user on the display of the wireless device. Music menu **80** also has a list of options and services that provide access to more granular areas of interest related to music and entertainment. For example, option **80a** provides a more granular view of music related products, services, and information broken down by artist. Selection of option **80a** allows the user to access more specific artist related options and services in the music area.

[0065] Once the user has selected option **80a**, artist menu **85** is presented to the user on the display of the wireless device. Artist menu **85** also has a list of options and services that provide access to more granular areas of

interest related to music and entertainment. Additionally, artist menu **85** has soft key **85a** labeled "Jump" that allows the user to access a dynamically defined, context sensitive jump menu.

[0066] Selection of soft key **85a** causes the wireless device to present jump menu **90** on the display of the wireless device. Additionally, the title of jump menu **90** may be presented in the card header information, as previously described with reference to Fig. 2. A list of options and selections can also be presented in the main portion of jump menu **90**. In one embodiment, the list of options and selections may contain static entries relating to predefined cards, services, or functions. Moreover, the list of options and selections can also contain dynamically defined entries related to certain cards previously visited during the current wireless data navigation session.

[0067] For example, the list of options and services may contain dynamic entries that are associated with particular cards previously visited by the user in the current wireless data navigation session. In one embodiment, dynamic entries in jump menu **90** may be identified by the presence of level indicators **90a** and **90b**. Moreover, level indicators **90a** and **90b** may indicate how many levels the particular menu entry is removed from the home deck **70**. For example, level indicator **90a** is comprised of a single dot, indicating that the entertainment menu **75** is one level removed from the home deck **70**. Additionally, level indicator **90b** is comprised of two dots, indicating that the music menu **80** is two levels removed from the home deck **70**.

[0068] In an alternative embodiment, level indicators **90a** and **90b** may

indicate the number of levels removed from the jump menu **90**. In such a case, level indicator **90a** may be comprised of three dots, indicating that the entertainment menu **75** is three levels removed from jump menu **90**.

Similarly, level indicator **90b** may be comprised of two dots, indicating that the music menu **80** is two levels removed from jump menu **90**.

[0069] The jump menu **90** may also employ the use of various soft keys, such as soft key **90c**. In one embodiment, soft key **90c** can be labeled "Back" and provide direct access to the specific card or sub-card that immediately preceded jump menu **90**. For example, pressing soft key **90c** from jump menu **90** would ultimately result in artist menu **85** being presented on the display of the wireless device.

[0070] Fig. 5 is a series of example screen shots illustrating a sequence of user interface screens for presenting a dynamically defined context sensitive jump menu according to an embodiment of the present invention. The first card is home deck **95** where the user of a wireless device would typically begin a data browsing session. Home deck **95** has several selections for various services and choosing option **95a** allows the user to browse toward more specific options and services in the entertainment area.

[0071] Once the user has selected option **95a**, entertainment menu **100** is presented to the user on the display of the wireless device. Entertainment menu **100** similarly has a list of options and services that provide access to more specific areas of interest related to entertainment. For example, option **100a** is focused on the movies aspect of the entertainment field. Selection of

option **100a** allows the user to browse toward more specific options and services related to movies.

[0072] Once the user has selected option **100a**, movies menu **105** is presented to the user on the display of the wireless device. Movies menu **105** may also have a list of options and services that provide access to more granular areas of interest related to movies and entertainment. For example, available options on movies menu **105** may provide information relating to the location and playing time of a particular movie. Alternatively, option **105a** may provided access to additional information that is part of the movies sub-category. Selection of option **105a** allows the user to access the additional information related to the movies sub-category.

[0073] Once the user has selected option **105a**, movies(2) menu **110** is presented to the user on the display of the wireless device. In one embodiment, a subsequent page associated with a particular card may be so described by the current card **110a** identifier in the header section of the card. Movies(2) menu **110** may also have a list of options and services that provide access to more granular areas of interest related to movies. Additionally, movies(2) menu **110** can have a soft key **110b** labeled "Jump" that allows the user to access a dynamically defined, context sensitive jump menu.

[0074] Selection of soft key **110b** causes the wireless device to present jump menu **115** on the display of the wireless device. Additionally, the title of jump menu **115** may be presented in the card header information, as previously described with reference to Fig. 2. A list of options and selections

can also be presented in the main portion of jump menu **115**. In one embodiment, the list of options and selections may contain static entries relating to predefined card, services, or functions. Moreover, the list of options and selections can also contain dynamically defined entries related to certain cards previously visited during the current wireless data navigation session.

[0075] For example, the list of options and services may contain dynamic entries that are associated with particular cards previously visited by the user in the current wireless data navigation session. In one embodiment, dynamic entries **115a** and **115b** are included in jump menu **115** because the user previously visited entertainment menu **100** and movies menu **105** during the current wireless data navigation session. Preferably, selection of dynamic entry **115a** by the user will result in entertainment menu **100** being presented on the display of the wireless device. Furthermore, selection of dynamic entry **115b** by the user will preferably result in movies menu **105** being presented on the display of the wireless device.

[0076] The jump menu **115** may also employ the use of various soft keys, such as soft key **115c**. In one embodiment, soft key **115c** can be labeled "Back" and provide direct access to the specific card or sub-card that immediately preceded jump menu **115**. For example, pressing soft key **115c** from jump menu **115** would result in movies(2) menu **110** being presented on the display of the wireless device. Advantageously, the context of the movies card, ie. Page 2, may be integrated into the "Back" soft key such that the user

returns to the precise page of the previous card rather than to the first page of the previous card.

[0077] Fig. 6 is a series of example screen shots illustrating a sequence of user interface screens for presenting a dynamically defined context sensitive jump menu according to an embodiment of the present invention. The first card is home deck **120** where the user of a wireless device would typically begin a data browsing session. Home deck **120** has several selections for various services or options. In addition to the various services and options presented on home deck **120**, there may also be certain keys, combinations, or otherwise, that allow the user to directly access a sub-card. For example, there may be a shortcut **125** that provides direct access to the music menu **130**.

[0078] Once the user has selected shortcut **125**, music menu **130** is presented to the user on the display of the wireless device. Music menu **130** may have a list of options and services that provide access to more granular areas of interest related to music. Additionally, music menu **130** may have a soft key **130a** labeled "Jump" that allows the user to access a dynamically defined, context sensitive jump menu.

[0079] Selection of soft key **130a** causes the wireless device to present jump menu **135** on the display of the wireless device. A list of options and selections containing static entries relating to predefined cards, services, or functions and dynamic entries relating to cards previously visited during the wireless data navigation session can advantageously be presented in the

main portion of jump menu **135**.

[0080] For example, the list of options and services may contain a dynamic entry **135a** for entertainment menu **140**. Inclusion of a dynamic entry in the jump menu **135** can be based on a previous visit to the particular card during the current wireless data navigation session. Alternatively, inclusion of a dynamic entry in the jump menu **135** can be based on a cards presence in the normal path **145** between home deck **120** and the card immediately preceding jump menu **135**. In other words, a dynamic entry may be included in jump menu **135** based on a cards presence in the most direct route from the card immediately preceding the jump menu **135** back to the home deck **120**.

[0081] For example, although entertainment menu **140** was not visited during the wireless navigation session (due to the use of shortcut **125**), the most direct route between music menu **130** (the card immediately preceding jump menu **135**) and the home deck **120** travels through the entertainment menu **140**. Alternatively stated, the normal path **145** between home deck **120** and music menu **130** includes entertainment menu **140**. Dynamic entry **135a** associated with entertainment menu **140** may thus be included in the jump menu **135**.

[0082] The jump menu **135** may also employ the use of various soft keys, such as soft key **135b**. In one embodiment, soft key **135b** can be labeled "Back" and provide direct access to the specific card or sub-card that immediately preceded jump menu **135**. For example, pressing soft key **135b**

from jump menu **135** would ultimately result in music menu **130** being presented on the display of the wireless device.

[0083] Fig. 7 is a flowchart illustrating an example process for providing a dynamically defined context sensitive jump menu to a wireless device according to an embodiment of the present invention. In step **150** a user begins access to a wireless data navigation session. This may be accomplished by connecting to a server computer with a wireless communication device. Once access has been achieved, the user may then navigate through the card and deck system presented on the wireless communication device by the server, as illustrated in step **152**.

[0084] Navigation through the series of cards comprising the deck may be controlled by depressing certain keys or buttons on the wireless device. In one embodiment, navigation may be effectuated by providing oral commands to the wireless device. At some point during the navigation step, the user may select an option to view the jump menu, as shown in step **154**. The jump menu option may be selected by selecting a menu item, giving an oral command, or selecting a soft key. Various other methods for selecting the jump menu may also be employed.

[0085] Once the jump menu has been requested by the user, the server computer creates the jump menu, as illustrated in step **156**. The jump menu may advantageously contain each card previously visited by the user during the wireless data navigation session. Alternatively, the jump menu may contain a unique list of each card previously visited by the user during the

wireless data navigation session. The jump menu may also contain certain static card entries for helpful access to frequently requested information or locations. For example, a static card entry for the home page may be included in the jump menu in addition to a static card entry for a help menu.

[0086] Once the jump menu has been created, the jump menu is presented to the user on the display of the wireless communication device, as seen in step **158**. As described above, the jump menu may be comprised of static and dynamic entries. The jump menu may also include soft keys, a title, and other relevant information. The user, upon receiving the jump menu, may select an option presented by the jump menu, as shown in step **160**.

[0087] For example, the user may select an option by choosing a particular menu item, by pressing a soft key, by highlighting the desired option and pressing a soft key or other designated combination of keys. Once the user has made a selection, the server presents a card containing the selected information on the display of the wireless device, as illustrated in step **162**. The selected information may be presented in the form of a menu or some alternative form that provides an optimal configuration for the delivery of the information or options. At this point, the user may continue the wireless data navigation session, as seen in step **164**.

[0088] Fig. 8 is a flowchart illustrating an example process for providing a dynamically defined context sensitive jump menu to a wireless device according to an embodiment of the present invention. In step **170** a user begins navigation through the card and deck system of a wireless data

navigation session. In step **172**, the server computer controlling the session saves a reference to the current card in a server storage area. For example, a reference to the first card provided to the user as part of the wireless data navigation session is stored in a server storage area associated with the particular user.

[0089] When the user requests a new card, as illustrated in step **174**, or requests additional information that requires an additional page for the current card, the server provides the new card to the wireless device in step **176** and loops back to step **172** to save a reference to the new card in a server storage area associated with the particular user. By storing a reference to each card and each page of each card that is visited by the user, the server may keep an accurate record of the current session for the particular user. Advantageously, this accurate record may allow the server computer to reconstruct the context of the session in order to create a jump menu with a unique list of cards visited by the user in the current session.

[0090] In an alternative embodiment, the server system may store predetermined jump menus based on its knowledge of the static card and deck navigational system. In such an embodiment, the server may provide a correctly constructed jump menu based on the context of the card and deck navigational system from which the jump menu was requested. However, this alternative may be difficult to implement in a card and deck navigational system that provides inter-deck access.

[0091] Fig. 9 is a flowchart illustrating an example process for providing a

dynamically defined context sensitive jump menu to a wireless device according to an embodiment of the present invention. In step **180** a user requests the jump menu. As discussed above, this request may be provided by the user in various ways. Once the server computer receives the user's request for the jump menu, the server may retrieve each of the static entries for inclusion in the jump menu, as illustrated in step **182**. For example, a set of card entries may be predefined for inclusion in each jump menu presented to a user. In one embodiment, a set of static card entries may include an entry for the home deck, an entry for the user's preferred deck, an entry for a help card, and an entry for navigation tips.

[0092] Once the server has retrieved the static entries, the server may then retrieve the dynamic entries. These dynamic entries may advantageously be stored in a server storage area, as described above with reference to Fig. 1A and Fig. 8. In one embodiment, the server may need to filter the dynamic entries retrieved from the server storage area in order to verify that a unique set of dynamic entries are provided in the jump menu. Alternatively, the server may manage the server storage area such that only those unique entries are saved in the server storage area.

[0093] Once the static and dynamic entries have been retrieved, the server may retrieve information pertaining to the order the static and dynamic entries, as shown in step **186**. For example, the static entries may be all presented at the beginning of the jump menu, placing the dynamic entries at the end of the jump menu. Alternatively, the static entries may be presented

at the end of the jump menu, placing the dynamic entries at the beginning of the jump menu. In one embodiment, one or more static entries may be presented at the beginning of the jump menu, the dynamic entries may be presented in the middle of the jump menu, and the rest of the static entries may be presented at the end of the jump menu.

[0094] In step **188**, the server may retrieve the particular context to be associated with the soft keys. In one embodiment a "Back" selection is provided in one of the soft keys. The context associated with the back selection may advantageously allow the soft key to provide access to a second, third, or other subsequent page of a particular card as described above with reference to Fig. 5. For example, an entry on the jump menu providing access to the movies card may provide direct access to the first page of the movies card. Alternatively, the context sensitive back selection may provide direct access to the second, third, or other subsequent page on the same movies card.

[0095] Once the static, and dynamic entries have been retrieved and ordered and the context for the soft keys has been determined, the jump menu can be created, as illustrated in step **190**. Creation of the jump menu may include providing header information such as the service name and the title of the card. The jump menu may also include a list of items, conspicuously presented in the main portion of the jump menu. Furthermore, the jump menu may include certain programmable soft keys that provide additional, customizable functionality to the jump menu.

[0096] Once the jump menu has been created, the jump menu can be presented to the user on the display of the wireless device, as shown in step **192**. Advantageously, the jump menu may be optimized for presentation in a single page, or single screen full for the particular device. In one embodiment, the header information may be removed in order to provide additional space for the presentation of the list of items. Furthermore, the static entries may also be removed to provide the space necessary to fit the list of dynamic entries on a single page or single screen full for the particular wireless device.

[0097] Fig. 10 is a block diagram illustrating an exemplary wireless communication device **200** which may be used in connection with various embodiments described herein. Wireless communication device **200** may include a base-band audio integrated circuit ("BBIC") **214** in accordance with the invention. In device **200**, radio frequency ("RF") signals are transmitted and received by antenna **202**. Duplexer **204** acts as a switch, coupling antenna **202** between transmit and receive signal paths. In the receive path, received RF signals are coupled from a duplexer **204** to Low Noise Amplifier ("LNA") **206**. LNA **206** amplifies the received RF signal and couples the amplified signal to a demodulation portion of a modulation circuit **210**.

[0098] Typically modulation circuit **210** will combine a demodulator and modulator in one integrated circuit ("IC"). The demodulator and modulator can, of course, be separate components. The demodulator strips away the RF carrier leaving a base-band receive audio signal, which is coupled from

the demodulator output to base-band processor ("BBP") **212**.

[0099] If the base-band receive audio signal contains audio information, then BBP **212** routes the signal to BBIC **214**, where it is decoded, converted to an analog signal, amplified, and sent to speaker **222**. BBIC **214** also receives analog audio signals from microphone **224**, which are converted to digital signals encoded and routed to BBP **212**. BBP **212** codes the digital signals for transmission and generates a base-band transmit audio signal that is routed to the modulation portion of modulation circuit **210**. The modulator mixes the base-band transmit audio signal with an RF carrier generating an RF transmit signal that is routed to power amplifier ("PA") **208**. PA **208** amplifies the RF transmit signal and routes it to duplexer **204**. Duplexer **204** switches the RF transmit signal over to the duplexer **204** antenna port so that it can be transmitted by antenna **702**.

[0100] Fig. 11 is a block diagram illustrating an exemplary computer system **350** which may be used in connection with various embodiments described herein. For example, the computer system **350** may be used to run a mobile switching center, or to provide connectivity, data storage, and other features useful for operating a wireless communications network (not shown). However, other computer systems and/or architectures may be used, as will be clear to those skilled in the art.

[0101] The computer system **350** preferably includes one or more processors, such as processor **352**. Additional processors may be provided, such as an auxiliary processor to manage input/output, an auxiliary processor

to perform floating point mathematical operations, a special-purpose microprocessor having an architecture suitable for fast execution of signal processing algorithms ("digital signal processor"), a slave processor subordinate to the main processing system ("back-end processor"), an additional microprocessor or controller for dual or multiple processor systems, or a coprocessor. Such auxiliary processors may be discrete processors or may be integrated with the processor **352**.

[0102] The processor **352** is preferably connected to a communication bus **354**. The communication bus **354** may include a data channel for facilitating information transfer between storage and other peripheral components of the computer system **350**. The communication bus **354** further may provide a set of signals used for communication with the processor **352**, including a data bus, address bus, and control bus (not shown). The communication bus **354** may comprise any standard or non-standard bus architecture such as, for example, bus architectures compliant with industry standard architecture (ISA), extended industry standard architecture (EISA), Micro Channel Architecture (MCA), peripheral component interconnect (PCI) local bus, or standards promulgated by the Institute of Electrical and Electronics Engineers (IEEE) including IEEE **488** general-purpose interface bus (GPIB), IEEE 696/S-100, and the like.

[0103] Computer system **350** preferably includes a main memory **356** and may also include a secondary memory **358**. The main memory **356** provides storage of instructions and data for programs executing on the processor **352**.

The main memory **356** is typically semiconductor-based memory such as dynamic random access memory (DRAM) and/or static random access memory (SRAM). Other semiconductor-based memory types include, for example, synchronous dynamic random access memory (SDRAM), Rambus dynamic random access memory (RDRAM), ferroelectric random access memory (FRAM), and the like, as well as read only memory (ROM).

[0104] The secondary memory **358** may optionally include a hard disk drive **360** and/or a removable storage drive **362**, for example a floppy disk drive, a magnetic tape drive, an optical disk drive, etc. The removable storage drive **362** reads from and/or writes to a removable storage unit **364** in a well-known manner. Removable storage unit **364** may be, for example, a floppy disk, magnetic tape, optical disk, etc. which is read by and/or written to by removable storage drive **362**. The removable storage unit **364** includes a computer usable storage medium having stored therein computer software and/or data.

[0105] In alternative embodiments, secondary memory **358** may include other similar means for allowing computer programs or other instructions to be loaded into the computer system **350**. Such means may include, for example, a removable storage unit **372** and an interface **370**. Examples of secondary memory **358** may include semiconductor-based memory such as programmable read-only memory (PROM), erasable programmable read-only memory (EPROM), electrically erasable read-only memory (EEPROM), or flash memory (block oriented memory similar to EEPROM). Also included are

any other removable storage units **372** and interfaces **370**, which allow software and data to be transferred from the removable storage unit **372** to the computer system **350**.

[0106] Computer system **350** may also include a communication interface **374**. The communication interface **374** allows software and data to be transferred between computer system **350** and external devices, networks or information sources. Examples of some types of components that might comprise communication interface **374** include a modem, a network interface (such as an Ethernet card), a communications port, a PCMCIA slot and card, and an infrared interface, to name a few. Communication interface **374** preferably implements industry promulgated protocol standards, such as Ethernet IEEE 802 standards, Fibre Channel, digital subscriber line (DSL), asymmetric digital subscriber line (ASDL), frame relay, asynchronous transfer mode (ATM), integrated digital services network (ISDN), personal communications services (PCS), transmission control protocol/Internet protocol (TCP/IP), serial line Internet protocol/point to point protocol (SLIP/PPP), and so on, but may also implement non-standard interface protocols as well. Software and data transferred via communication interface **374** are generally in the form of signals **378** which may be electronic, electromagnetic, optical or other signals capable of being received by communication interface **374**. These signals **378** are provided to communication interface **374** via a channel **376**. This channel **376** carries signals **378** and can be implemented using wire or cable, fiber optics, a phone

line, a cellular phone link, a radio frequency (RF) link, or other communications channels.

[0107] Computer programming instructions (i.e., computer programs or software) are stored in the main memory **356** and/or the secondary memory **358**. Computer programs can also be received via communication interface **374**. Such computer programs, when executed, enable the computer system **350** to perform the features relating to the present invention as discussed herein.

[0108] In this document, the term "computer program product" is used to refer to any media used to provide programming instructions to the computer system **350**. Examples of these media include removable storage units **364** and **372**, a hard disk installed in hard disk drive **360**, and signals **378**. These computer program products are means for providing programming instructions to the computer system **350**.

[0109] In an embodiment that is implemented using software, the software may be stored in a computer program product and loaded into computer system **350** using hard drive **360**, removable storage drive **362**, interface **370** or communication interface **374**. The software, when executed by the processor **352**, may cause the processor **352** to perform the features and functions previously described herein.

[0110] Various embodiments may also be implemented primarily in hardware using, for example, components such as application specific integrated circuits ("ASICs"), or field programmable gate arrays ("FPGAs").

Implementation of a hardware state machine capable of performing the functions described herein will be apparent to those skilled in the relevant art. Various embodiments may also be implemented using a combination of both hardware and software.

[0111] While the particular dynamically defined context sensitive jump menu herein shown and described in detail is fully capable of attaining the above described objects of this invention, it is to be understood that the description and drawings represent the presently preferred embodiment of the invention and are, as such, a representative of the subject matter which is broadly contemplated by the present invention. It is further understood that the scope of the present invention fully encompasses other embodiments that may become obvious to those skilled in the art, and that the scope of the present invention is accordingly limited by nothing other than the appended claims.

WHAT IS CLAIMED IS:

1. In a wireless communication system utilizing a method of displaying information organized in decks and cards on a wireless communication device screen, a method of providing a jump menu for directly navigating to selected cards in a deck, said method comprising the steps of:

making a first deck having a plurality of cards available to the wireless communication device for display thereon;

displaying a first card of the first deck on the wireless communication device;

inputting a navigational request related to the first deck into the wireless communication device;

displaying a second card of the first deck on the wireless communication device in response to the navigational request;

inputting a jump menu navigational request into the wireless communication device; and

displaying a jump menu on the wireless communication device in response to the jump menu navigational request,

wherein the jump menu comprises menu items for directly navigating to at least two cards, and wherein at least one of said two cards is in said first deck.

2. The method of Claim 2 wherein the step of displaying the jump menu comprises the steps of:

sending the jump menu navigational request from the wireless

communication device to a server computer located in the wireless communication system;

accessing a server computer memory to identify cards in the first deck previously displayed on the wireless communication device;

providing menu items in the jump menu corresponding to selected ones of the previously displayed cards in the first deck; and

sending the jump menu from the server computer to the wireless communication device for display thereon.

3. The method of Claim 2 wherein the step of making a first deck having a plurality of cards available comprises the steps of:

sending a request for the first deck from the wireless communication device to the server computer; and

sending the first card in the first deck from the server computer to the wireless communication device in response to the request for the first deck.

4. The method of Claim 2 wherein the selected ones of the previously displayed cards at least include two cards most recently displayed on the wireless communication device.

5. The method of Claim 4 wherein a level of separation from a most recently displayed card is indicated in the jump menu for each menu item included therein.

6. The method of Claim 2 wherein a home menu item is provided in every jump menu.

7. The method of Claim 6 wherein a level of separation from the home

menu item is indicated in the jump menu for each menu item included therein.

8. The method of Claim 2 wherein the selected ones of the previously displayed cards at least include a second most recently displayed card and exclude a most recently displayed card.

9. The method of Claim 2 wherein the jump menu includes menu items corresponding to a set of cards in the first deck that link a most recently displayed card to the first card.

10. The method of Claim 2 wherein the jump menu comprises a first set of menu items corresponding to recently displayed cards and a second set of menu items corresponding to cards preselected for inclusion in every jump menu.

11. The method of Claim 1 wherein the step of creating the jump menu comprises the steps of :

sending the jump menu navigational request from the wireless communication device to a server computer located in the wireless communication system;

determining a most recently displayed card on the wireless communication device;

accessing a server computer memory to identify menu items for the jump menu based on the determination of the most recently displayed card on the wireless communication device; and

sending the jump menu from the server computer to the wireless communication device for display thereon.

12. The method of Claim 11 wherein the step of making a first deck having a plurality of cards available comprises the steps of:

 sending a request for the first deck from the wireless communication device to the server computer; and

 sending the first card in the first deck from the server computer to the wireless communication device in response to the request for the first deck.

13. The method of Claim 11 wherein the menu items for the jump menu at least include menu items for two cards most recently displayed on the wireless communication device.

14. The method of Claim 11 wherein a home menu item is provided in every jump menu.

15. The method of Claim 14 wherein a level of separation from the home menu item is indicated in the jump menu for each menu item included therein.

16. The method of Claim 11 wherein a level of separation from a most recently displayed card is indicated in the jump menu for each menu item included therein.

17. The method of Claim 11 wherein the menu items identified for the jump menu at least include a second most recently displayed card and exclude a most recently displayed card.

18. The method of Claim 11 wherein the jump menu includes menu items corresponding to a set of cards in the first deck that link a most recently displayed card to the first card.

19. The method of Claim 11 wherein the jump menu comprises a first set of menu items corresponding to recently displayed cards and a second set of menu items corresponding to cards preselected for inclusion in every jump menu.

20. The method of Claim 1 wherein the jump menu includes menu items corresponding to at least two cards most recently displayed on the wireless communication device.

21. The method of Claim 20 wherein a level of separation from a most recently displayed card is indicated in the jump menu for each menu item included therein.

22. The method of Claim 1 wherein a home menu item is provided in every jump menu.

23. The method of Claim 22 wherein a level of separation from the home menu item is indicated in the jump menu for each menu item included therein.

24. The method of Claim 1 wherein the jump menu excludes a menu item for a most recently displayed card on the wireless communication device.

25. The method of Claim 1 wherein the jump menu includes menu items corresponding to a set of cards in the first deck that link a most recently displayed card on the wireless communication device to the first card.

26. The method of Claim 1 wherein the jump menu comprises a first set of menu items related to recently displayed cards on the wireless communication device and a second set of menu items related to cards

preselected for inclusion in every jump menu.

27. In a wireless communication system having a wireless communication device linked to a server computer, and wherein information provided to the wireless communication device is organized in decks and cards, and wherein the wireless communication device is adapted to provide a menu interface for a user, a method of providing a jump menu for navigating to selected cards in a deck, said method comprising the steps of:

 sending a plurality of requests for cards from the wireless communication device to the server computer;

 displaying the requested cards on the wireless communication device;
 storing the sequence of displayed cards in a memory associated with the server computer;

 sending a jump menu request from the wireless communication device to the server computer; and

 sending a jump menu from the server computer to the wireless communication device in response to the jump menu request,

 wherein the jump menu comprises menu items for directly navigating to selected ones of the stored sequence of displayed cards.

28. The method of Claim 27 wherein the selected ones of the stored sequence of displayed cards at least include two cards most recently displayed on the wireless communication device.

29. The method of Claim 28 wherein a level of separation from a most recently displayed card is indicated in the jump menu for each menu item

included therein.

30. The method of Claim 27 wherein a home menu item is provided in every jump menu.

31. The method of Claim 30 wherein a level of separation from the home menu item is indicated in the jump menu for each menu item included therein.

32. The method of Claim 27 wherein the selected ones of the stored sequence of displayed cards at least include a second most recently displayed card and exclude a most recently displayed card.

33. The method of Claim 27 wherein the jump menu includes menu items corresponding to a set of cards that link a most recently displayed card to a first displayed card.

34. The method of Claim 27 wherein the jump menu comprises a first set of menu items corresponding to recently displayed cards and a second set of menu items corresponding to cards preselected for inclusion in every jump menu.

35. A computer readable medium having stored thereon one or more sequences of instructions for causing one or more microprocessors to perform the steps for providing a jump menu to a wireless communication device, the steps comprising:

receiving a wireless connection from the wireless communication device;

providing a home deck to the wireless communication device;

providing at least one card to the wireless communication device in response to a request for said at least one card;

receiving a request from the wireless communication device for a jump menu;

determining a current card, and a set of previously visited cards;

creating the jump menu, the jump menu containing an entry for the home card, the current card, and each card in the set of previously visited cards; and

providing the jump menu to the wireless communication device, the jump menu allowing direct access to each card represented by an entry in the jump menu.

36. A computer system including a processor, a persistent storage area, a volatile storage area, and a communications means, the computer system configured to provide a jump menu to a wireless communication device, the computer system further including an execution area configured to perform the steps of:

receiving a wireless connection from the wireless communication device;

providing a home deck to the wireless communication device;

providing at least one card to the wireless communication device in response to a request for said at least one card;

receiving a request from the wireless communication device for a jump menu;

determining a current card, and a set of previously visited cards;

creating the jump menu, the jump menu containing an entry for the home deck, the current card, and each card in the set of previously visited cards; and

providing the jump menu to the wireless communication device, the jump menu allowing direct access to each card represented by an entry in the jump menu.

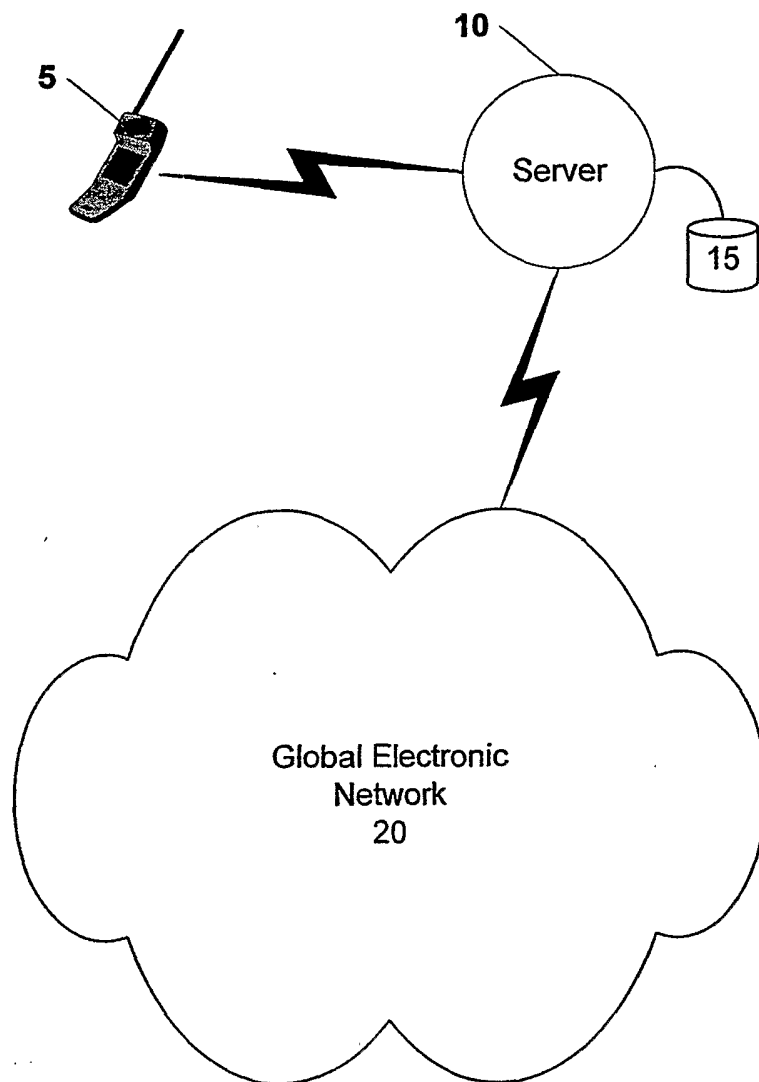


FIG. 1

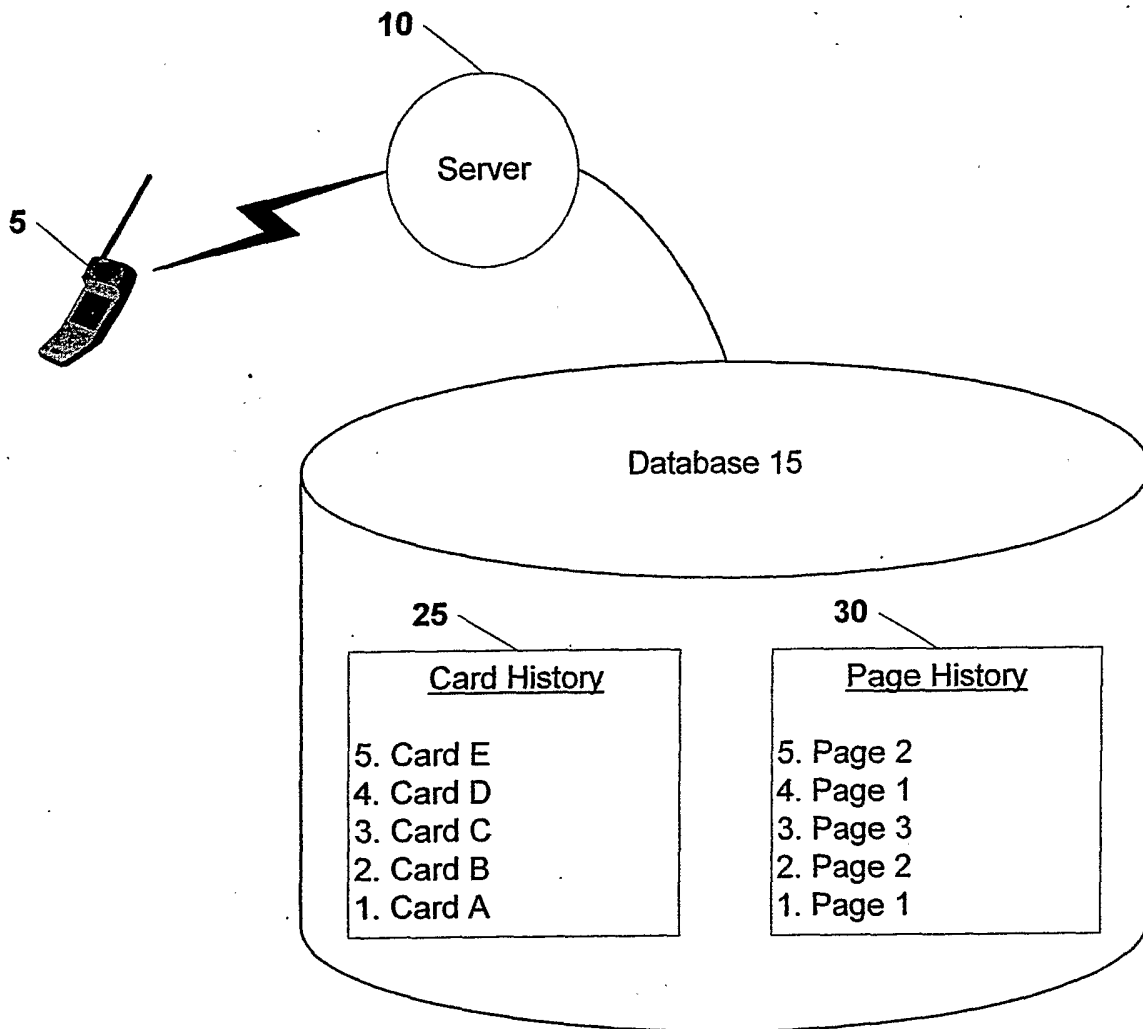


FIG. 1A

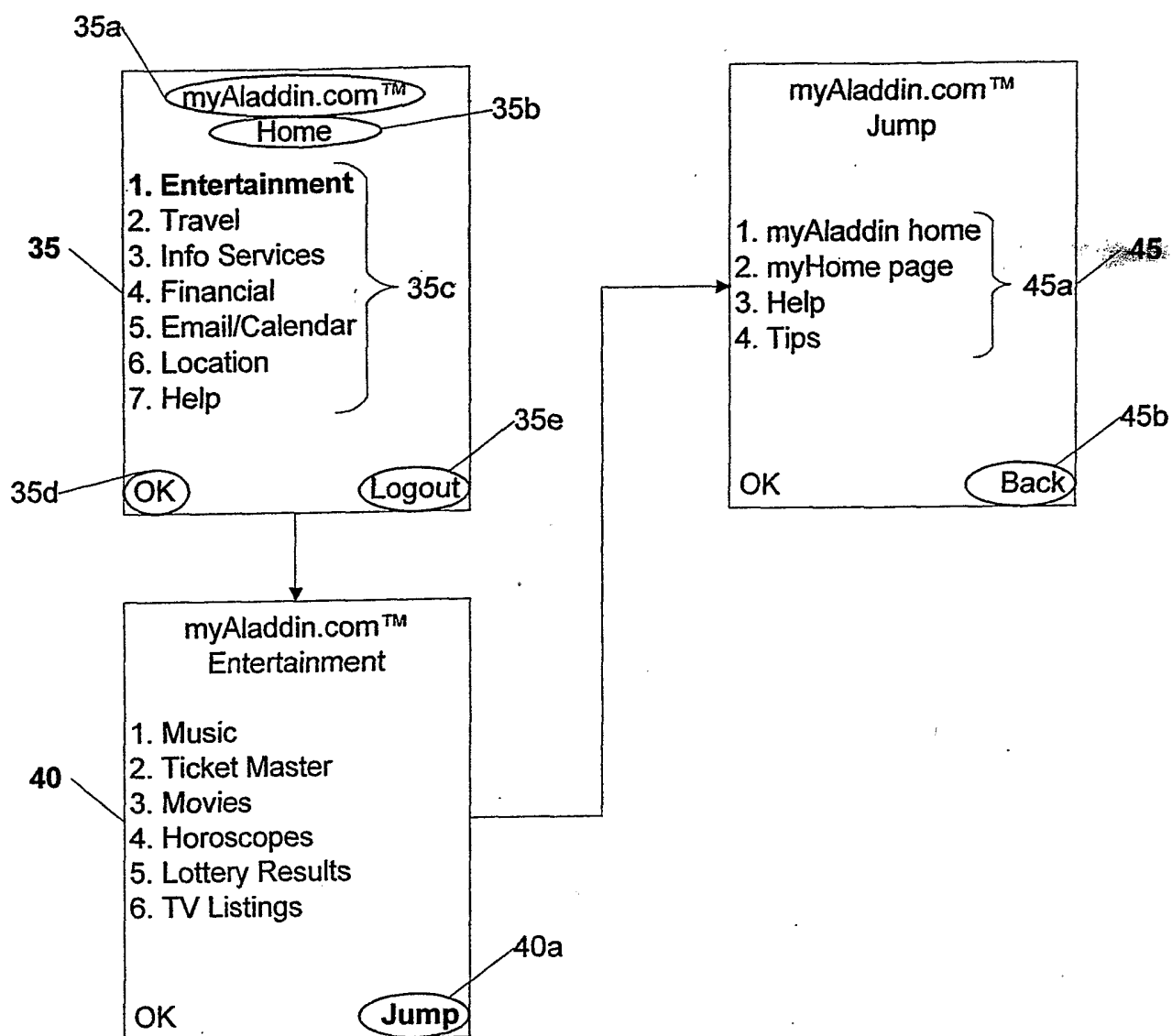


FIG. 2

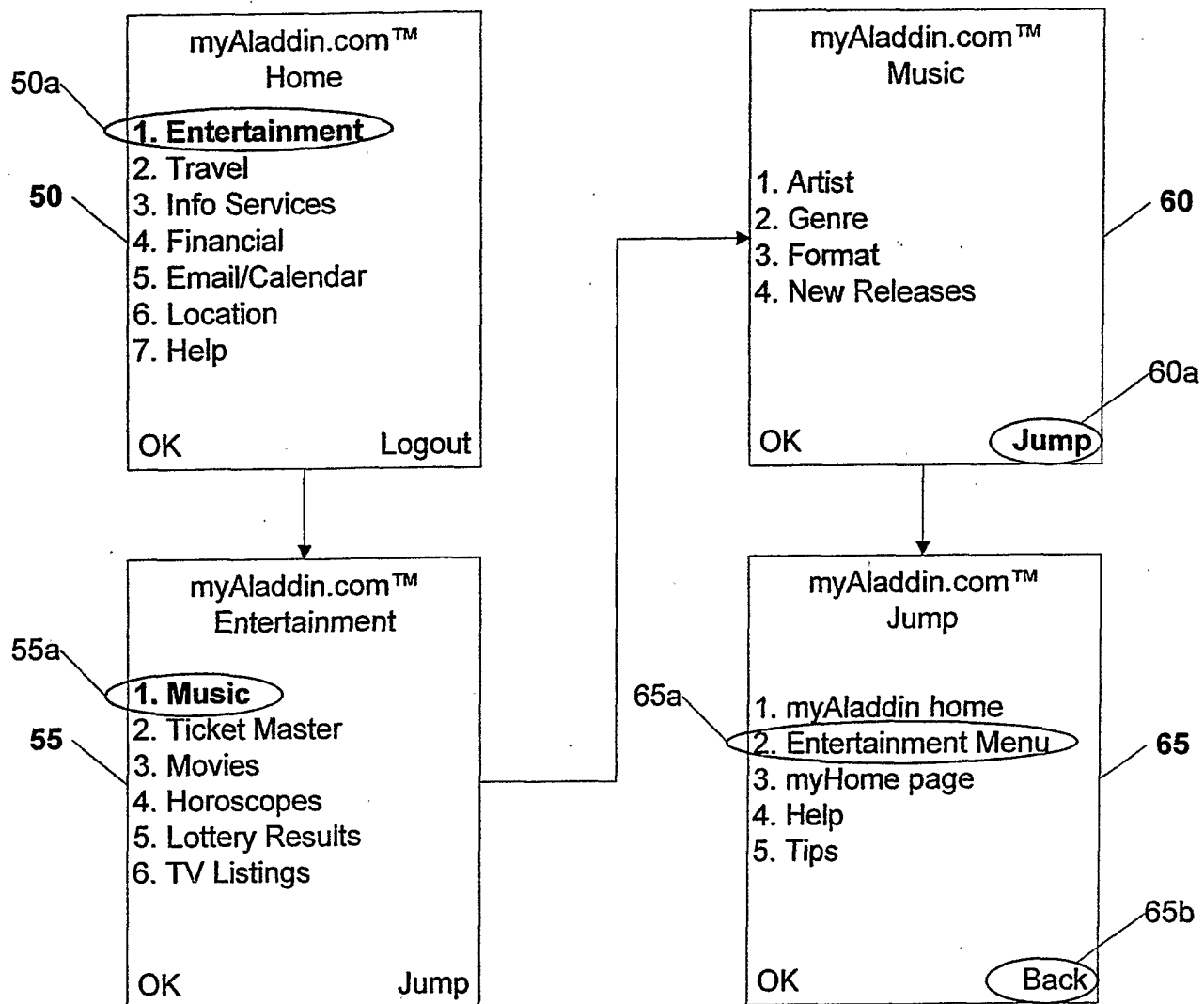


FIG. 3

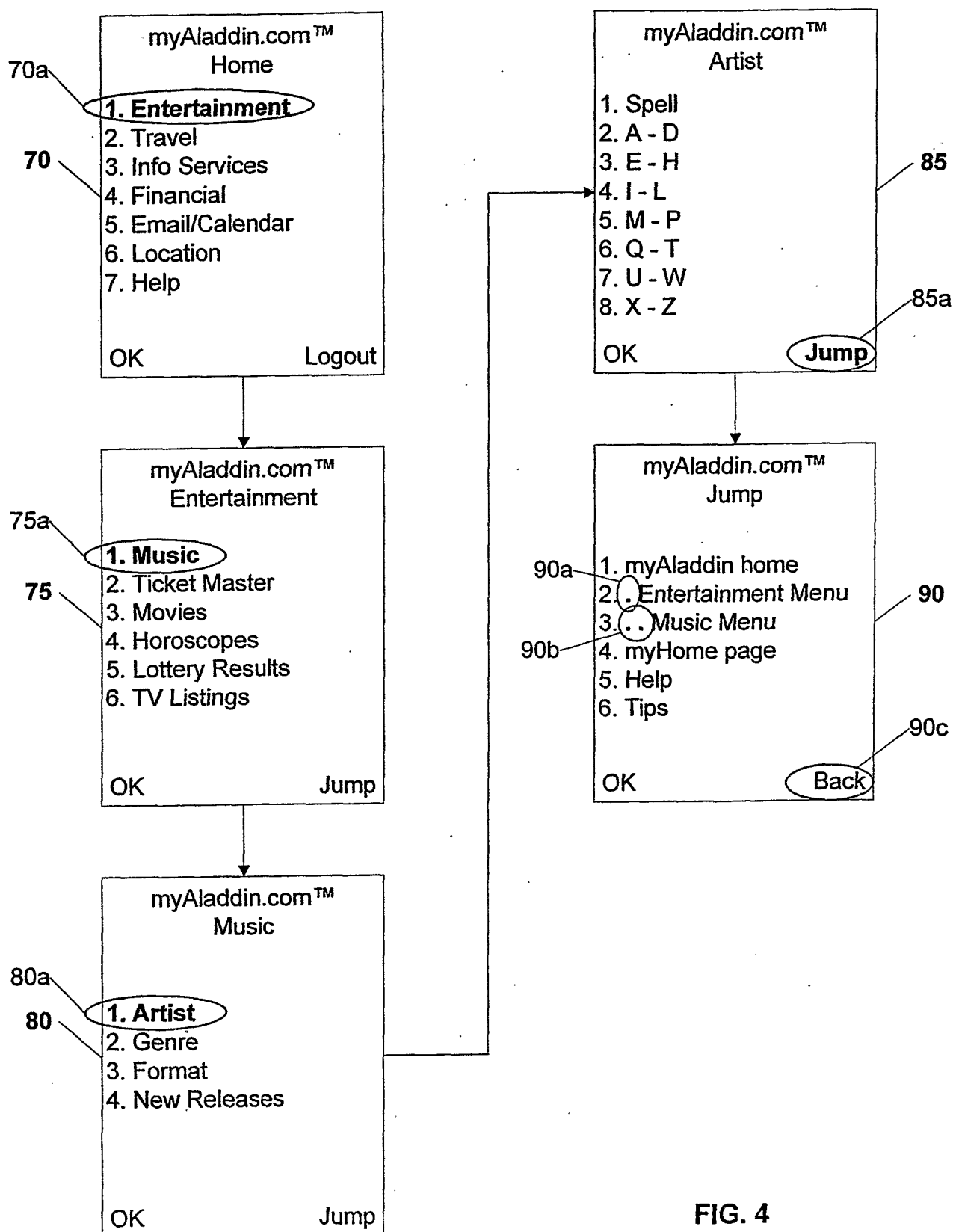


FIG. 4

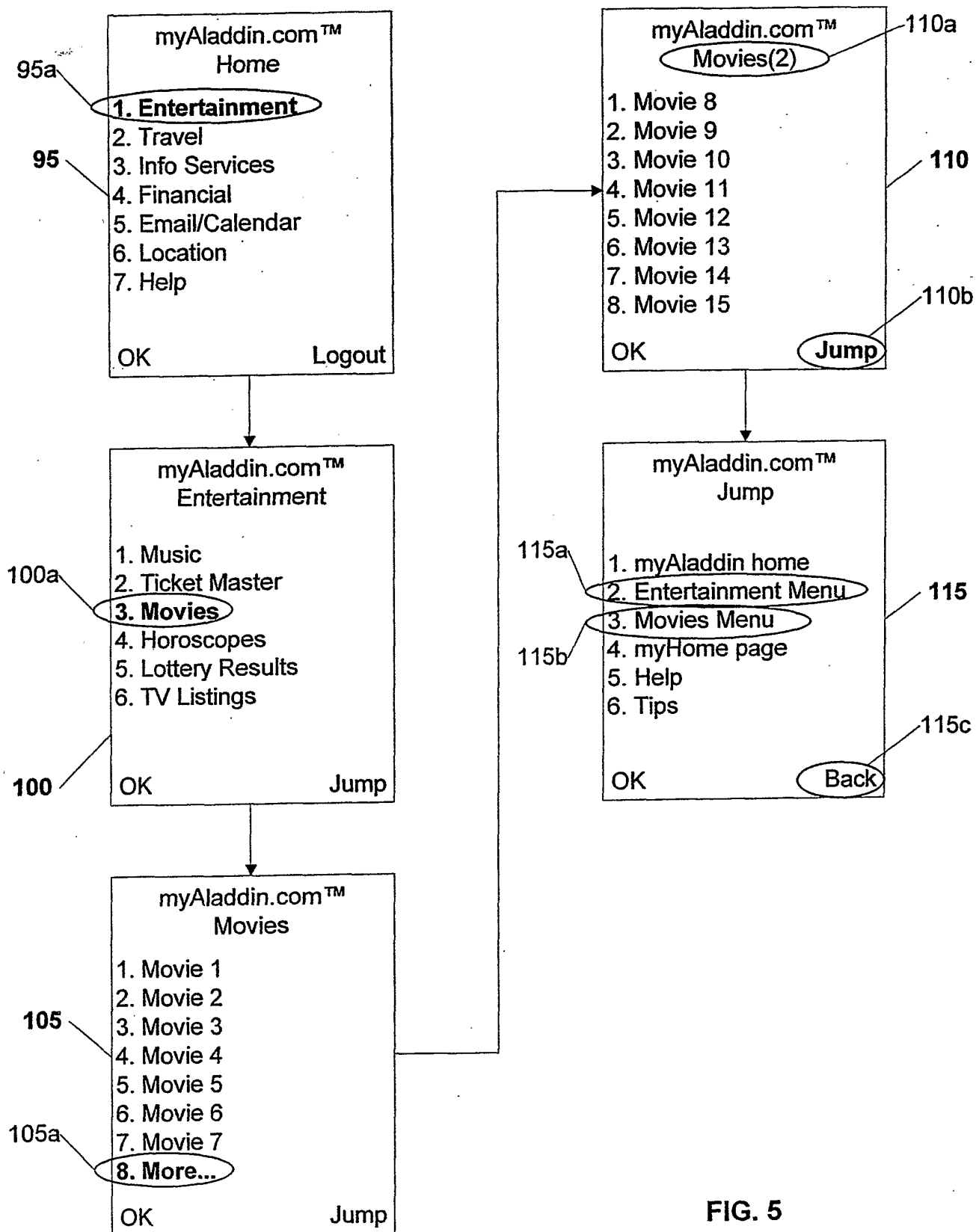


FIG. 5

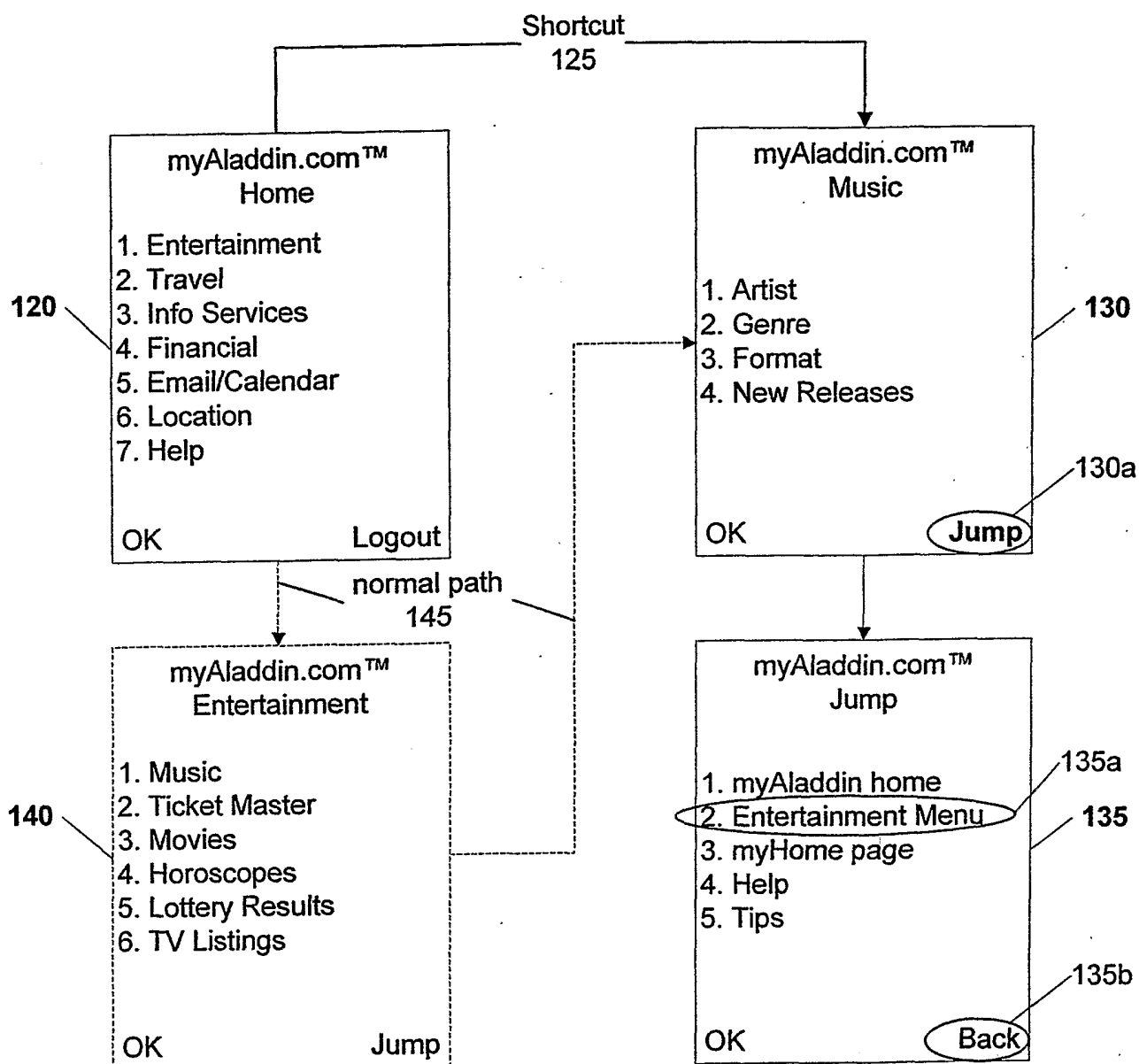


FIG. 6

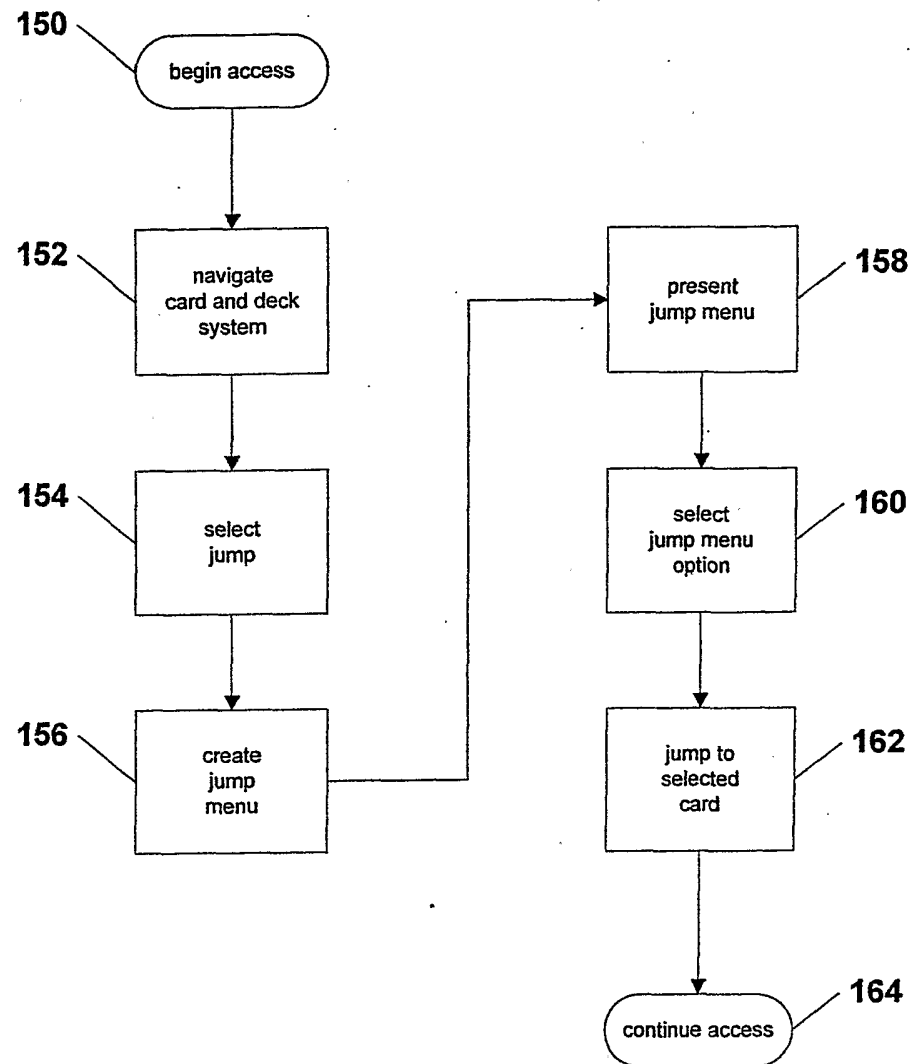


FIG. 7

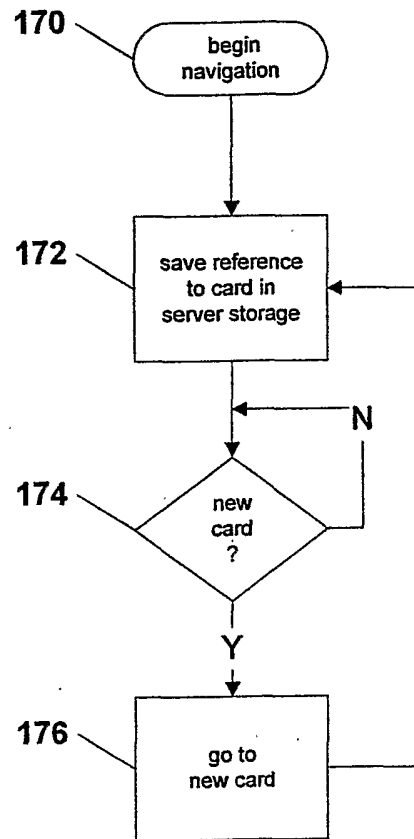


FIG. 8

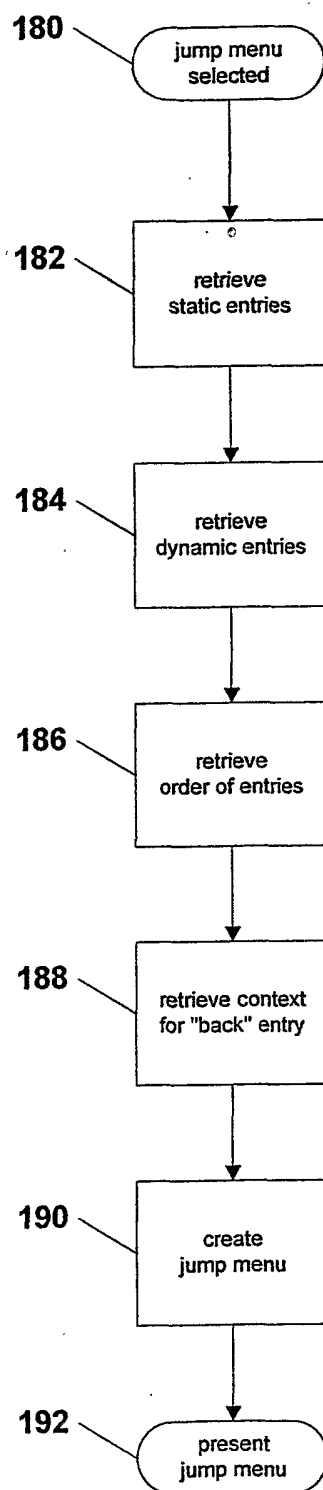


FIG. 9

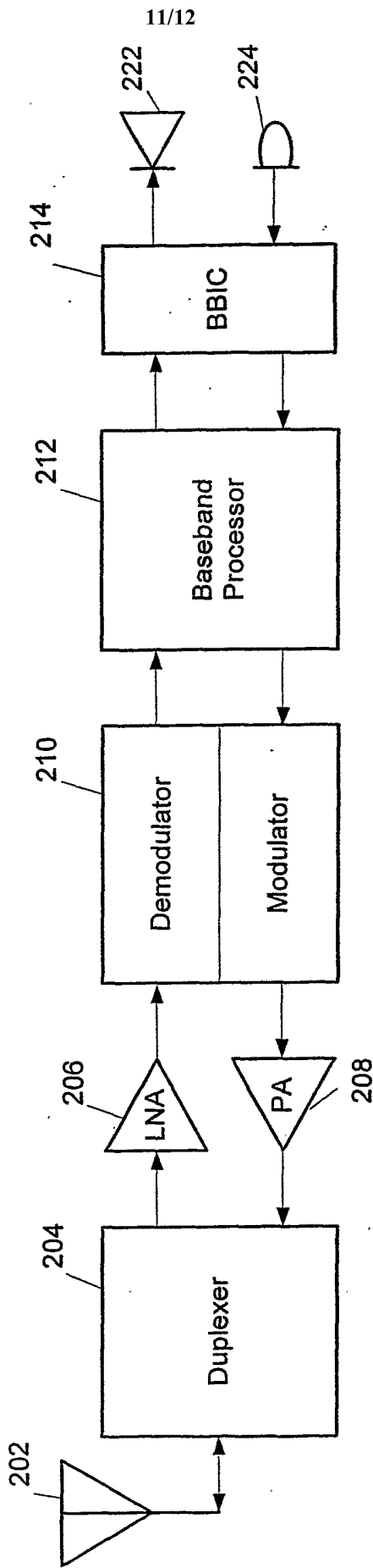


FIG. 10

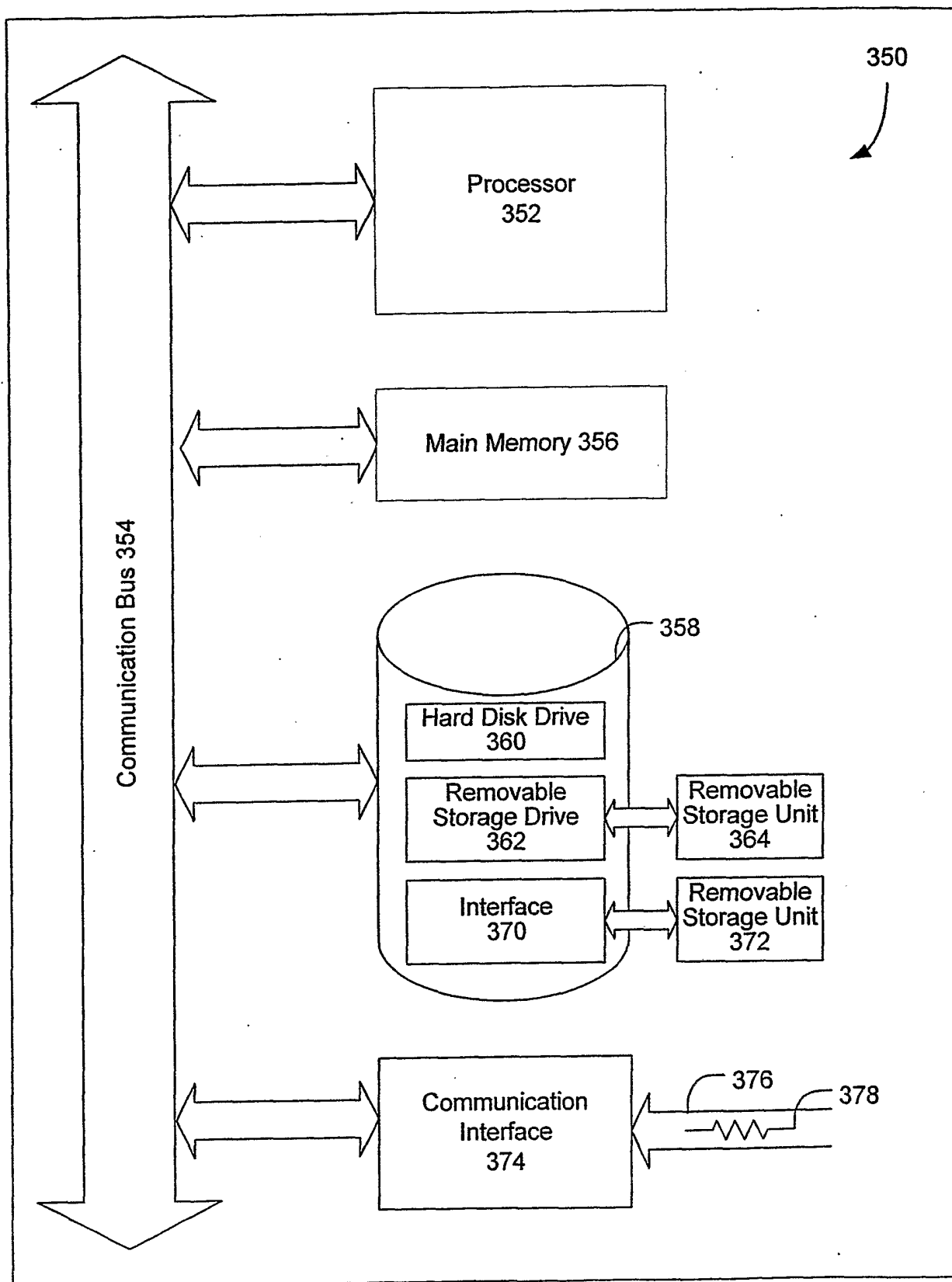


Fig. 11

INTERNATIONAL SEARCH REPORT

International application No.

PCT/US02/16123

A. CLASSIFICATION OF SUBJECT MATTER

IPC(7) : G06F 3/00

US CL : 345/777

According to International Patent Classification (IPC) or to both national classification and IPC

B. FIELDS SEARCHED

Minimum documentation searched (classification system followed by classification symbols)

U.S. : 345/777, 810, 841, 853, 864, 733, 776, 828, 829

Documentation searched other than minimum documentation to the extent that such documents are included in the fields searched

Electronic data base consulted during the international search (name of data base and, where practicable, search terms used)
Please See Continuation Sheet

C. DOCUMENTS CONSIDERED TO BE RELEVANT

| Category * | Citation of document, with indication, where appropriate, of the relevant passages | Relevant to claim No. |
|------------|--|-----------------------|
| A | US 6,037,941 A (Goto) 14 March 2000 (14.03.2000), column 8, lines 7-39. | 1-36 |
| A | US 6,002,398 A (Wilson) 14 December 1999 (14.12.1999), column 2, lines 28-61. | 1-36 |
| A | US 5,745,716 A (Tchao et al) 28 Apr 1998 (28.06.1998), column 2, lines 38-65. | 1-36 |



Further documents are listed in the continuation of Box C.



See patent family annex.

| | |
|---|--|
| * Special categories of cited documents: | "T" later document published after the international filing date or priority date and not in conflict with the application but cited to understand the principle or theory underlying the invention |
| "A" document defining the general state of the art which is not considered to be of particular relevance | "X" document of particular relevance; the claimed invention cannot be considered novel or cannot be considered to involve an inventive step when the document is taken alone |
| "E" earlier application or patent published on or after the international filing date | "Y" document of particular relevance; the claimed invention cannot be considered to involve an inventive step when the document is combined with one or more other such documents, such combination being obvious to a person skilled in the art |
| "L" document which may throw doubts on priority claim(s) or which is cited to establish the publication date of another citation or other special reason (as specified) | "&" document member of the same patent family |
| "O" document referring to an oral disclosure, use, exhibition or other means | |
| "P" document published prior to the international filing date but later than the priority date claimed | |

Date of the actual completion of the international search

05 September 2002 (05.09.2002)

Date of mailing of the international search report

26 SEP 2002

Name and mailing address of the ISA/US

Commissioner of Patents and Trademarks
Box PCT
Washington, D.C. 20231

Facsimile No. (703)305-3230

Authorized officer

John Cabeca /KV

Telephone No. 703-308-3116

INTERNATIONAL SEARCH REPORT

PCT/US02/16123

Continuation of B. FIELDS SEARCHED Item 3:

EAST, IEEE

Search terms :card, tab, menu, wireless.