



US00D534728S

(12) **United States Design Patent** (10) **Patent No.:** **US D534,728 S**  
**Vu** (45) **Date of Patent:** **\*\* Jan. 9, 2007**

(54) **ELECTRIC TOOTHBRUSH HANDLE**

(75) Inventor: **Duy Phong Vu**, Frankfurt (DE)

(73) Assignee: **Braun GmbH**, Kronberg (DE)

(\*\*) Term: **14 Years**

(21) Appl. No.: **29/189,689**

(22) Filed: **Sep. 9, 2003**

(51) **LOC (8) Cl.** ..... **28-03**

(52) **U.S. Cl.** ..... **D4/101**

(58) **Field of Classification Search** ..... D4/100-102,  
D4/104-112, 132, 134, 138; D8/61, 107;  
15/22.1, 23, 24, 28, 29, 143.1, 167.1; 16/430,  
16/431; 81/54, 57.11, 57.14, 58.1; 132/308,  
132/311; 173/170, 217, 220, 221  
See application file for complete search history.

(56) **References Cited**

**U.S. PATENT DOCUMENTS**

|             |          |                       |        |
|-------------|----------|-----------------------|--------|
| D220,239 S  | 3/1971   | Rams et al.           |        |
| D347,736 S  | 6/1994   | Schneider et al.      |        |
| D361,433 S  | 8/1995   | Yang                  |        |
| D385,702 S  | 11/1997  | Okada                 |        |
| D388,958 S  | 1/1998   | Hartwein              |        |
| 5,815,872 A | 10/1998  | Meginniss, III et al. |        |
| D436,254 S  | * 1/2001 | Kling et al.          | D4/101 |
| D440,766 S  | * 4/2001 | Hartwein et al.       | D4/101 |
| D452,775 S  | 1/2002   | Wright                |        |
| D453,626 S  | 2/2002   | Greene                |        |
| D453,996 S  | 3/2002   | Kling et al.          |        |
| D454,251 S  | * 3/2002 | De Swarte et al.      | D4/101 |
| D454,695 S  | * 3/2002 | Greene                | D4/101 |
| D455,010 S  | 4/2002   | Kling                 |        |
| D455,556 S  | 4/2002   | Kling                 |        |
| D457,000 S  | 5/2002   | Lim                   |        |
| D459,081 S  | 6/2002   | Eliav et al.          |        |
| D464,489 S  | 10/2002  | Emerick               |        |
| D478,423 S  | 8/2003   | Mulder                |        |
| D479,046 S  | 9/2003   | Winkler               |        |
| D479,915 S  | * 9/2003 | De Salvo              | D4/101 |
| D489,183 S  | 5/2004   | Akahori et al.        |        |

**FOREIGN PATENT DOCUMENTS**

|    |                |         |
|----|----------------|---------|
| DE | 401 09 585     | 4/2002  |
| DE | 402 04 402     | 9/2002  |
| DE | 40204898.9     | 9/2002  |
| GB | D3002853       | 5/2002  |
| JP | 2001-275751    | 10/2001 |
| JP | D1126990       | 11/2001 |
| JP | D1135282       | 3/2002  |
| JP | 2003189936 A * | 7/2003  |
| WO | DM/058808      | 11/2001 |
| WO | DM/058197      | 12/2001 |

**OTHER PUBLICATIONS**

AU 149217 Registered Design Application, Sep. 17, 2002, [online], [retrieved on Mar. 14, 2004] Retrieved from the Australian Design Database using Internet <URL: http://pericles.ipaustralia.gov.au.>.\*

\* cited by examiner

*Primary Examiner*—Alan P. Douglas  
*Assistant Examiner*—Lavone D. Tabor  
(74) *Attorney, Agent, or Firm*—Fish & Richardson P.C.; Ed S. Podszus

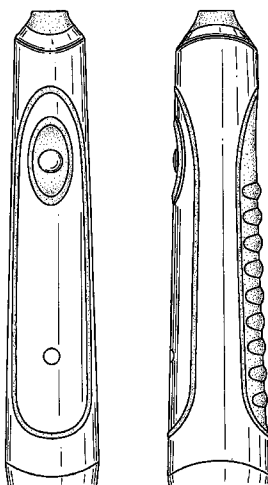
(57) **CLAIM**

The ornamental design for an electric toothbrush handle, as shown and described.

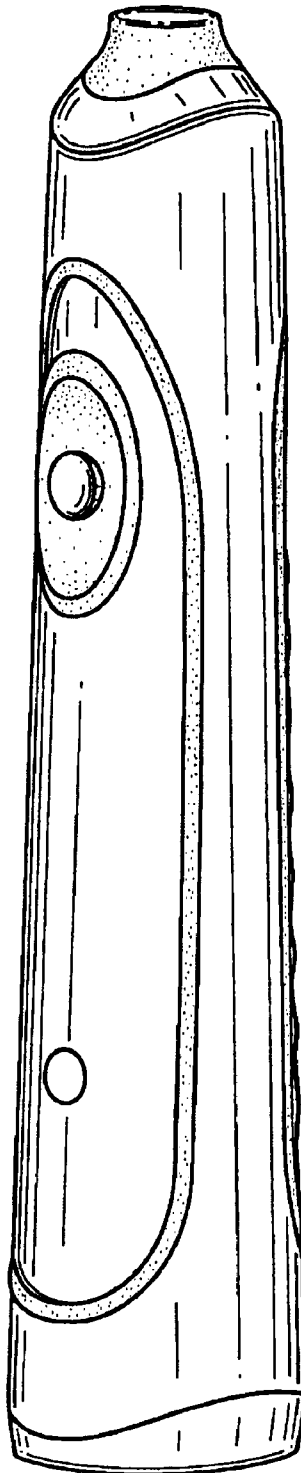
**DESCRIPTION**

FIG. 1 is a perspective view of an electric toothbrush handle as seen from the top, front and right sides, wherein the broken line disclosure is for environmental purposes only and does not form a part of the claimed design;  
FIG. 2 is a front elevational view thereof;  
FIG. 3 is a right side elevational view thereof, the left side elevational view being a mirror image;  
FIG. 4 is a rear elevational view thereof;  
FIG. 5 is a top plan view thereof; and,  
FIG. 6 is a bottom plan view thereof.

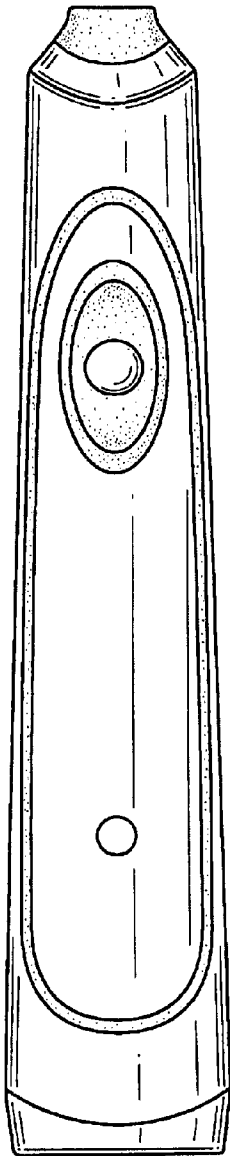
**1 Claim, 3 Drawing Sheets**



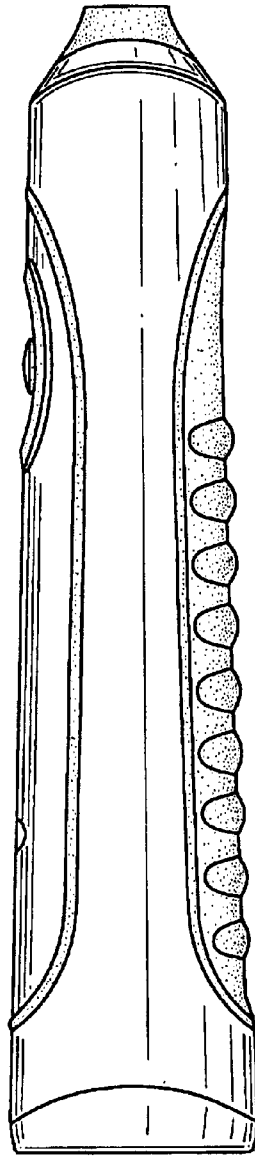
**FIG. 1**



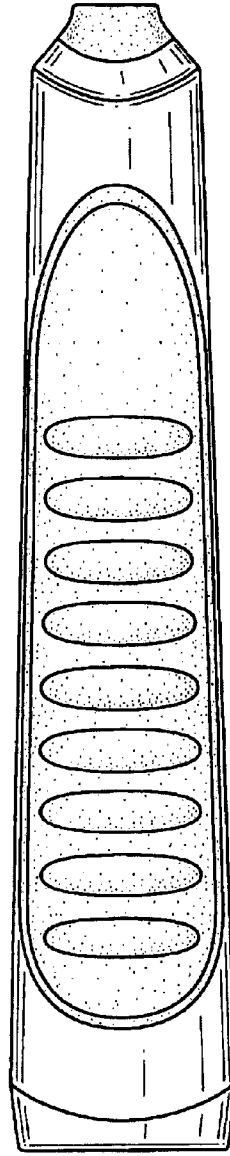
**FIG. 2**



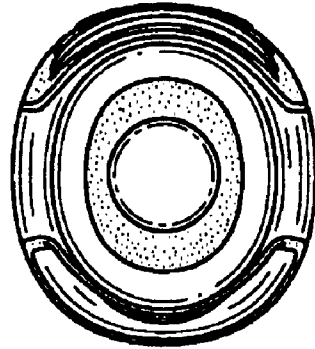
**FIG. 3**



**FIG. 4**



**FIG. 5**



**FIG. 6**

