



US0D1036766S

(12) **United States Design Patent**
Upton

(10) **Patent No.:** **US D1,036,766 S**

(45) **Date of Patent:** **** Jul. 23, 2024**

(54) **VAPORIZER**

(71) Applicant: **Vape Mixer Corp.**, Kissimmee, FL
(US)

(72) Inventor: **Gary Upton**, Mystic, CT (US)

(73) Assignee: **Vape Mixer Corp.**, Kissimmee, FL
(US)

(**) Term: **15 Years**

(21) Appl. No.: **29/859,024**

(22) Filed: **Nov. 7, 2022**

(51) **LOC (14) Cl.** **27-02**

(52) **U.S. Cl.**
USPC **D27/162**

(58) **Field of Classification Search**
USPC D27/162, 100, 101, 163–165, 172,
D27/174–176, 183, 185–194; D23/366;
D24/110, 110.5; D9/516, 522, 523, 572
CPC A24F 47/002; A24F 47/006; A24F 47/00;
A61M 15/00; A61M 15/06
See application file for complete search history.

(56) **References Cited**

U.S. PATENT DOCUMENTS

4,568,329	A	2/1986	Mahurkar	
9,888,714	B2	2/2018	Cameron et al.	
D819,880	S *	6/2018	Qiu	D27/101
D819,882	S *	6/2018	Qiu	D27/101
10,039,320	B2	8/2018	Cameron et al.	
D828,621	S *	9/2018	Qiu	D27/162
D910,907	S *	2/2021	Liu	D27/162
D914,278	S *	3/2021	Luo	D27/162
D924,477	S *	7/2021	Liu	D27/162
D927,771	S *	8/2021	Wang	D27/101
D932,093	S *	9/2021	Shi	D27/162
D939,762	S *	12/2021	Liu	D27/162
D942,674	S *	2/2022	Ouyang	D27/162
D943,814	S *	2/2022	Liu	D27/162
D949,464	S *	4/2022	Liu	D27/162

D950,144	S *	4/2022	Lai	D27/162
D950,147	S *	4/2022	Yu	D27/162
D953,619	S *	5/2022	Liu	D27/162
D953,620	S *	5/2022	Liu	D27/162
D953,621	S *	5/2022	Liu	D27/162

(Continued)

FOREIGN PATENT DOCUMENTS

WO	2020070262	A1	4/2020
WO	2020165777	A1	8/2020
WO	2023064205	A1	4/2023

OTHER PUBLICATIONS

Evlov LLC, Reflex, Nov. 17, 2020, 14 pgs., <https://www.evlovapor.com/products/reflex>.

(Continued)

Primary Examiner — Rebecca Tsehaye

(74) *Attorney, Agent, or Firm* — Ryan, Mason & Lewis, LLP

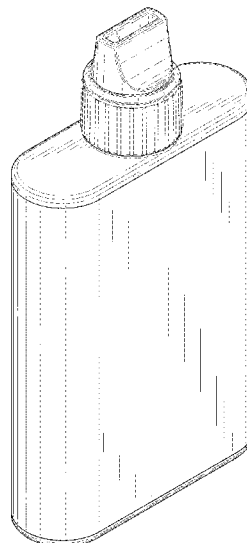
(57) **CLAIM**

I claim the ornamental design of a vaporizer, as shown and described.

DESCRIPTION

FIG. 1 is a top perspective view of a vaporizer showing my new design in an assembly configuration;
FIG. 2 is a bottom perspective view of the vaporizer of FIG. 1;
FIG. 3 is a front view of the vaporizer of FIG. 1;
FIG. 4 is a rear view of the vaporizer of FIG. 1;
FIG. 5 is a right side view of the vaporizer of FIG. 1;
FIG. 6 is a left side view of the vaporizer of FIG. 1;
FIG. 7 is a top view of the vaporizer of FIG. 1; and,
FIG. 8 is a bottom view of the vaporizer of FIG. 1.
The broken lines consisting of dashes depict portions of the vaporizer that form no part of the claimed design.

1 Claim, 6 Drawing Sheets



(56)

References Cited

U.S. PATENT DOCUMENTS

D953,622 S * 5/2022 Liu D27/162
 D968,017 S * 10/2022 Yang D27/162
 D970,101 S * 11/2022 Huang D27/162
 D982,823 S * 4/2023 Chen D27/162
 D988,589 S * 6/2023 Li D27/162
 D989,385 S * 6/2023 Hai D27/162
 D1,000,693 S * 10/2023 Li D27/162
 D1,002,096 S * 10/2023 Li D27/162
 D1,002,097 S * 10/2023 Li D27/162
 2015/0090253 A1 4/2015 Farrow
 2016/0331022 A1 11/2016 Cameron
 2017/0354180 A1 12/2017 Fornarelli
 2018/0368473 A1 12/2018 Fraijo
 2019/0001087 A1 1/2019 Davidson et al.
 2019/0037928 A1 2/2019 Fornarelli
 2019/0307175 A1 10/2019 Rostami et al.
 2019/0314585 A1 10/2019 Rostami et al.
 2020/0068949 A1 3/2020 Rasmussen

2020/0229492 A1 7/2020 Wilson et al.
 2021/0084971 A1 3/2021 Greenbaum
 2021/0260307 A1 8/2021 Fung

OTHER PUBLICATIONS

Joyestar Technology Co., Limited, Jstbar 4000 Puff Disposable Vape , Mesh Coil, Dec. 10, 2019, 6 pgs., <http://www.joyestartech.com/>.
 Quawins; Vtob Duo D1 2200 puffs dual flavor disposable kit; dated Sep. 9, 2021; 8 pages; www.quawins.com/en/home/90-quawins-vtob-duo-d1-2200-puffs-dual-flavor-disposable-kit.html.
 Vaper Boss, Hype Max Air 5000 Puffs, Jul. 4, 2002, 4 pgs., <https://vaporboss.com/products/hype-max-air>.
 International Search Report of PCT/US2022/046157 dated Feb. 14, 2023, 1 page.
 U.S. Appl. No. 18/535,468 filed in the name of Gary Upton on Dec. 11, 2023, and entitled "Vaporizer Mixer."

* cited by examiner

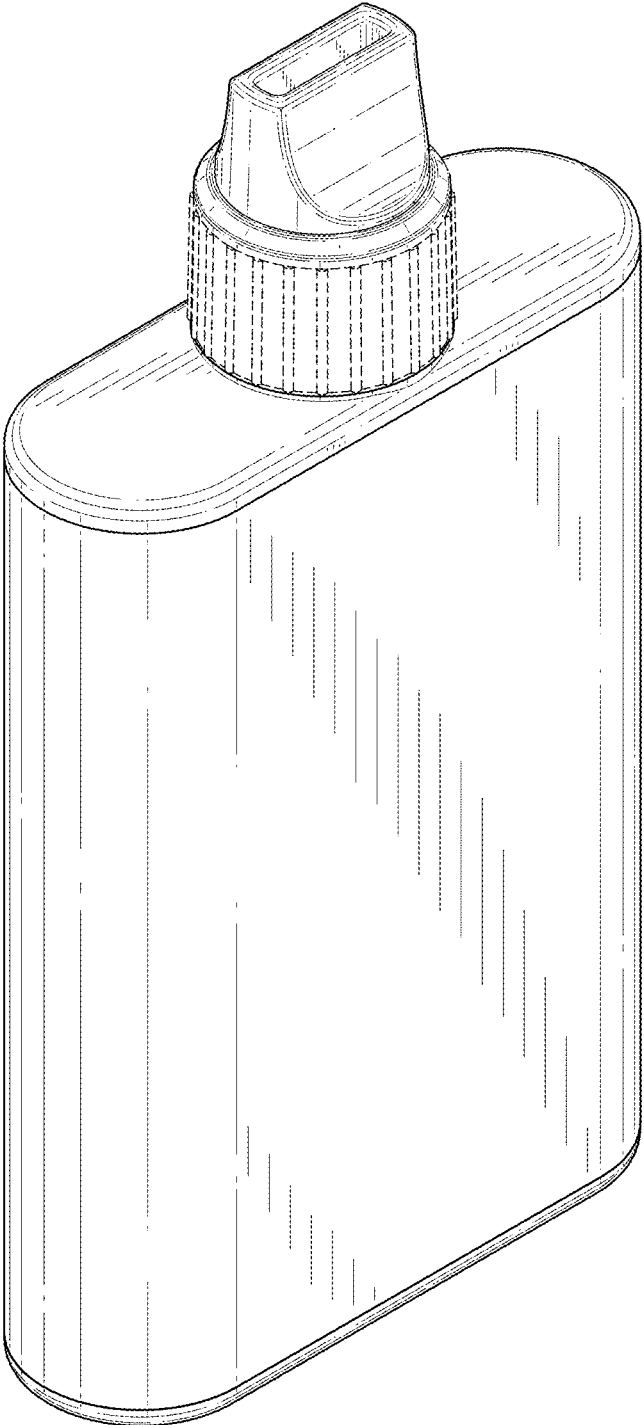


FIG. 1




FIG. 2




FIG. 3




FIG. 4




FIG. 5

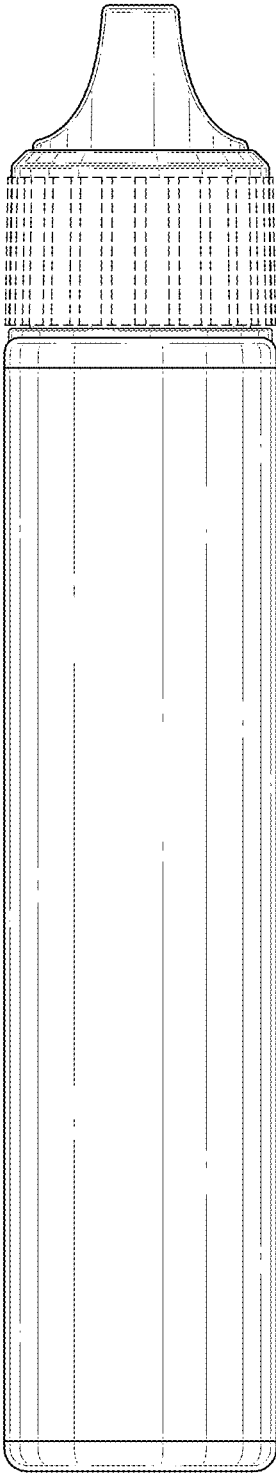


FIG. 6

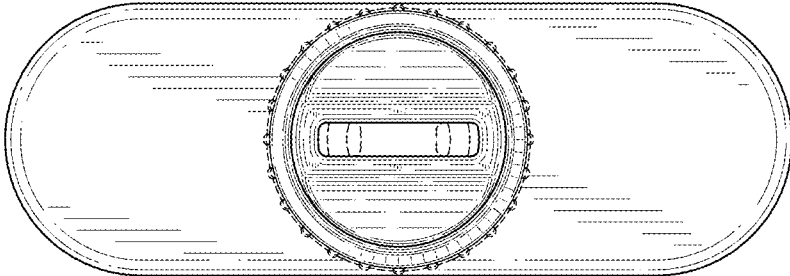


FIG. 7

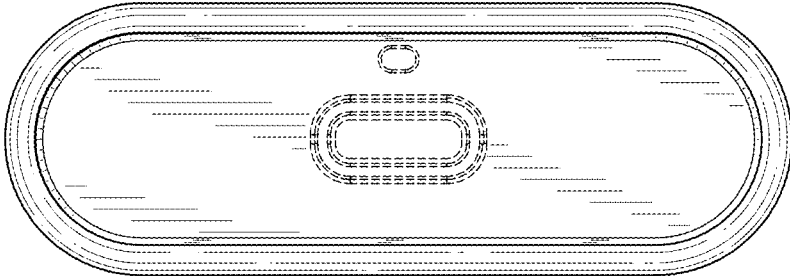


FIG. 8