



US00D733923S

(12) **United States Design Patent**  
**Ento July et al.**

(10) **Patent No.:** **US D733,923 S**

(45) **Date of Patent:** **\*\* Jul. 7, 2015**

(54) **UNIT**

FOREIGN PATENT DOCUMENTS

(71) Applicants: **Maurice Ento July**, Lancaster, CA  
(US); **Cedric Ento**, Lancaster, CA (US)

EP	2101390	A2	9/2009
GB	2428525	A	1/2007
GB	2490716	A	11/2012
WO	2010114455		7/2010

(72) Inventors: **Maurice Ento July**, Lancaster, CA  
(US); **Cedric Ento**, Lancaster, CA (US)

\* cited by examiner

(\*\*) Term: **14 Years**

*Primary Examiner* — Robert Delehanty

(21) Appl. No.: **29/482,403**

(57) **CLAIM**

The ornamental design for a unit, substantially as shown and described.

(22) Filed: **Feb. 18, 2014**

(51) **LOC (10) Cl.** ..... **25-01**

(52) **U.S. Cl.**

USPC ..... **D25/23**

(58) **Field of Classification Search**

USPC ..... D25/1, 3, 33, 35, 58, 4, 15, 16, 17, 18,  
D25/22-23

CPC ..... E04B 1/34321; E04B 1/12; E04B 1/1205;  
E04B 1/348; E04B 1/34853; H02J 7/00

See application file for complete search history.

**DESCRIPTION**


FIG. 1 is a perspective view showing the ornamental design of the unit from a first side;  
 FIG. 2 is a perspective view showing the ornamental design of the unit from a second side;  
 FIG. 3 is a perspective view showing the ornamental design of the unit from the bottom;  
 FIG. 4 is a top view showing the ornamental design of the unit;  
 FIG. 5 is a first side view showing the ornamental design of the unit;  
 FIG. 6 is a second side view showing the ornamental design of the unit;  
 FIG. 7 is a first end view showing the ornamental design of the unit; and,  
 FIG. 8 is a second end view showing the ornamental design of the unit.

(56) **References Cited**

U.S. PATENT DOCUMENTS

D260,587	S	*	9/1981	Perlmutter	.....	D25/32
D329,705	S	*	9/1992	Forsyth	.....	D25/16
D421,348	S	*	3/2000	Pierson	.....	D25/16
D623,312	S	*	9/2010	Tafel	.....	D25/16
8,912,758	B2	*	12/2014	Kang et al.	.....	320/120
8,961,216	B2	*	2/2015	Mizuno et al.	.....	439/347
2011/0145073	A1		6/2011	Richman et al.		
2012/0078413	A1		3/2012	Baker, Jr.		

**1 Claim, 8 Drawing Sheets**






Fig. 1



Fig. 2

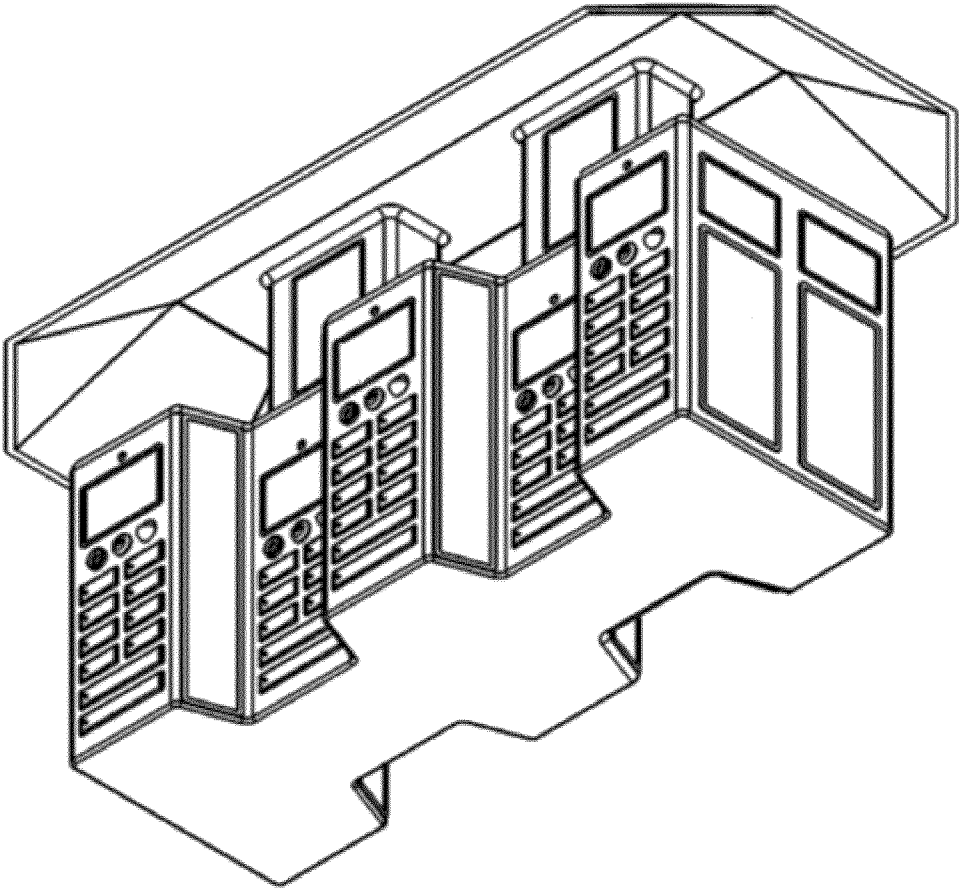


Fig. 3




Fig. 4

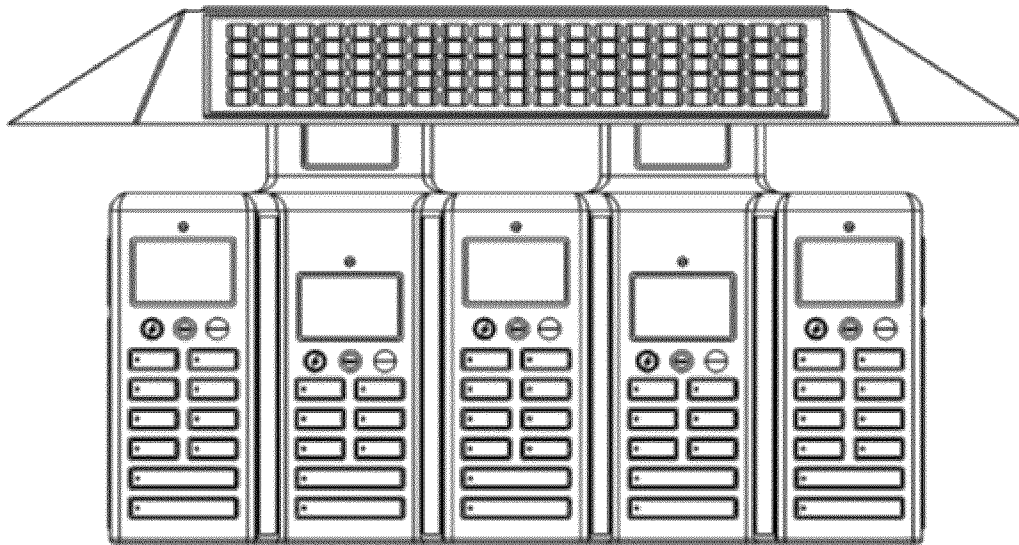


Fig. 5

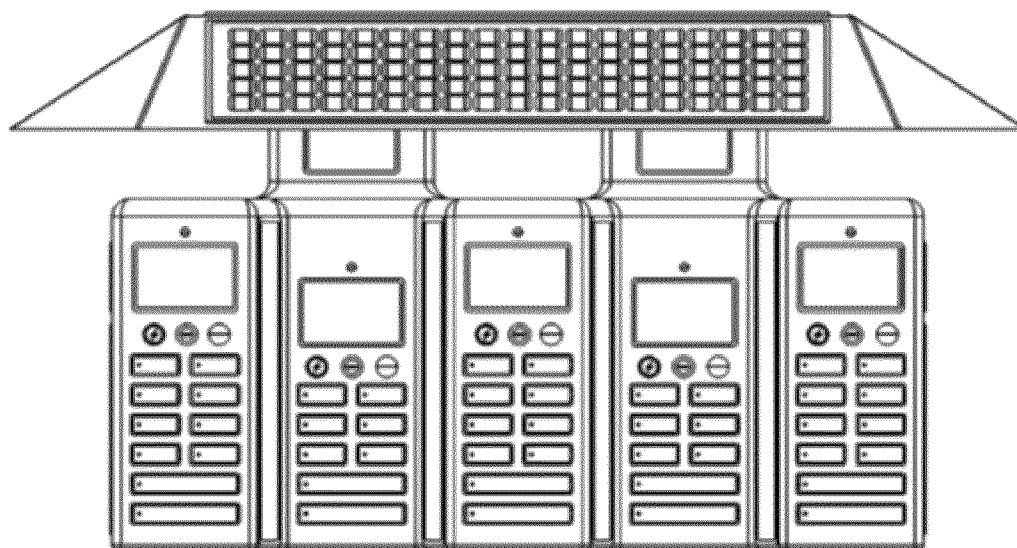


Fig. 6

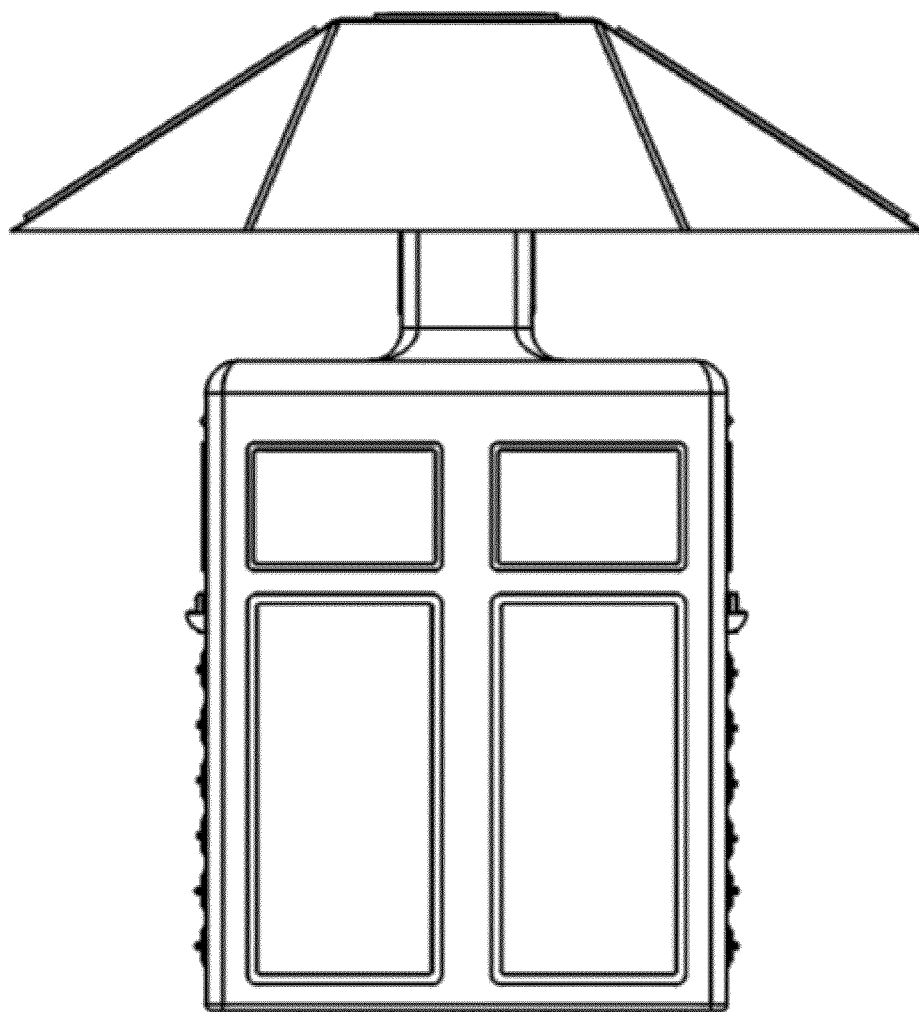


Fig. 7

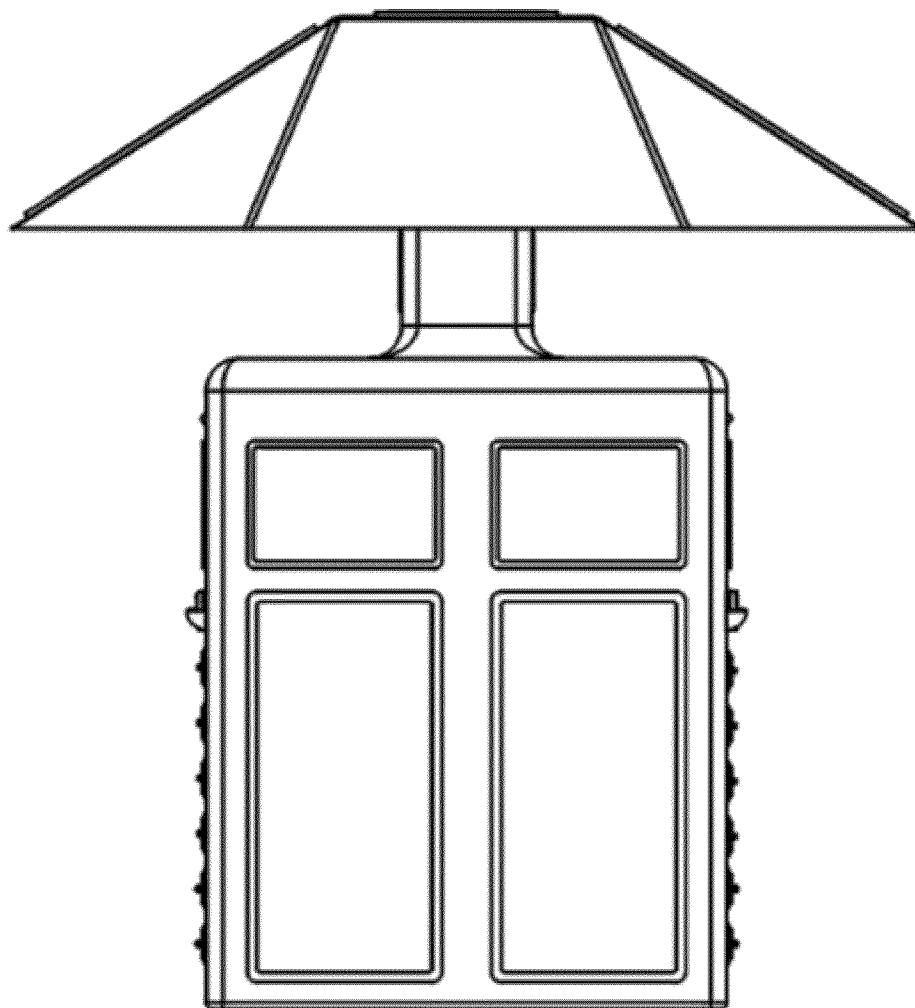


Fig. 8